



US00D880071S

(12) **United States Design Patent**  
**Weinrich**

(10) **Patent No.:** **US D880,071 S**  
(45) **Date of Patent:** **\*\* Mar. 31, 2020**

(54) **COSMETIC COMPACT**

(71) Applicant: **ELC MANAGEMENT LLC**, Melville, NY (US)

(72) Inventor: **Allan Justin Weinrich**, Clyde Hill, WA (US)

(73) Assignee: **ELC Management LLC**, Melville, NY (US)

(\*\*) Term: **15 Years**

(21) Appl. No.: **29/674,575**

(22) Filed: **Dec. 21, 2018**

(51) **LOC (12) Cl.** ..... **28-03**

(52) **U.S. Cl.**  
USPC ..... **D28/83**

(58) **Field of Classification Search**  
USPC ..... D28/76-84, 85-90; D9/504, 529, 565, D9/569, 568  
CPC ..... A45D 33/18; A45D 33/20; A45D 33/22; A45D 33/24; A45D 40/00; A45D 40/02-10; A45D 33/00; A45D 33/003; A45D 33/005; A45D 33/006; A45D 40/22-222; A45D 2040/0012; A45D 2040/0025; A45D 40/24  
See application file for complete search history.

(56) **References Cited**

**U.S. PATENT DOCUMENTS**

D455,235 S \* 4/2002 Braaten ..... D28/78  
D523,176 S 6/2006 Koga et al.  
D531,760 S 11/2006 Nobuto et al.  
D561,944 S \* 2/2008 Ashiwa ..... D28/83  
D580,598 S 11/2008 Yamada et al.  
D586,504 S 2/2009 Moon  
D586,505 S 2/2009 Moon  
D599,958 S 9/2009 Washington  
8,001,982 B2 \* 8/2011 Guillot ..... A45D 33/008  
132/200

D718,906 S 12/2014 Matsuishi  
D721,856 S 1/2015 Villarreal et al.  
D724,785 S 3/2015 Frederick  
D836,842 S \* 12/2018 Staab ..... D28/83  
D843,660 S \* 3/2019 Staab ..... D28/83  
D847,436 S \* 4/2019 Wilson ..... D28/83

(Continued)

**FOREIGN PATENT DOCUMENTS**

CN 302187429 11/2012  
CN 302718055 1/2014

(Continued)

*Primary Examiner* — Jennifer Rivard

(74) *Attorney, Agent, or Firm* — Ka Wah J. Lee; Tiffany A. Johnson

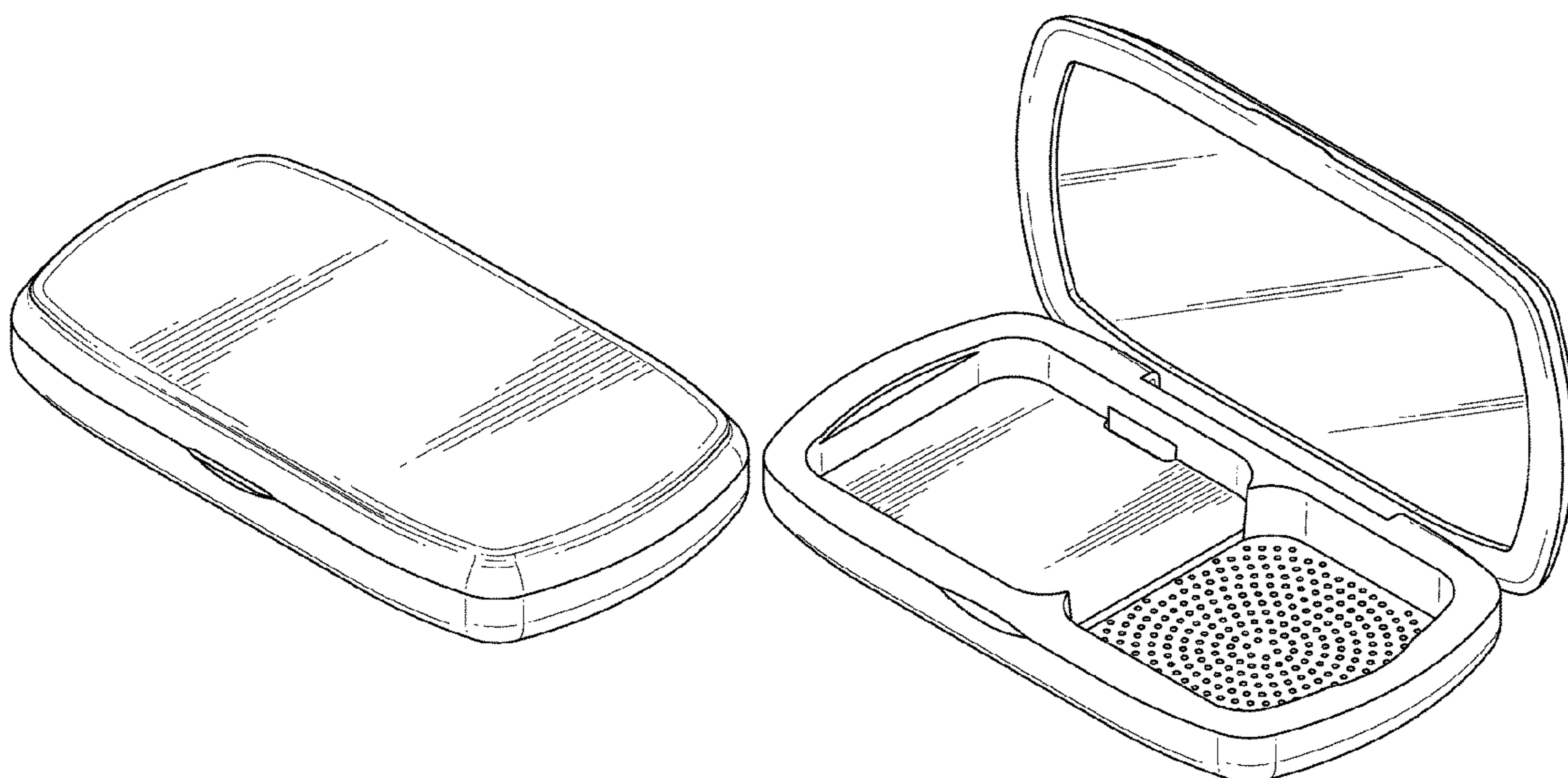
(57) **CLAIM**

The ornamental design for a cosmetic compact, as shown and described.

**DESCRIPTION**

FIG. 1 is a top front perspective view of a cosmetic compact showing the claimed design in a closed configuration; FIG. 2 is a front view thereof; FIG. 3 is a rear view thereof; FIG. 4 is a left view thereof; FIG. 5 is a right view thereof; FIG. 6 is a top view thereof; FIG. 7 is a bottom view thereof; FIG. 8 is a top front perspective view of the cosmetic compact of FIG. 1 in an open configuration; FIG. 9 is a front view thereof; FIG. 10 is a rear view thereof; FIG. 11 is a left view thereof; FIG. 12 is a right view thereof; FIG. 13 is top view thereof; and, FIG. 14 is a bottom view thereof.

**1 Claim, 8 Drawing Sheets**



# US D880,071 S

Page 2

(56)

## References Cited

### U.S. PATENT DOCUMENTS

2004/0244811 A1\* 12/2004 Chen ..... A45D 33/18  
132/301  
2006/0096611 A1\* 5/2006 Leppla ..... A45D 33/006  
132/294

### FOREIGN PATENT DOCUMENTS

EM 000157185-0035 7/2004  
EM 000587654-0003 11/2006  
EM 000702469-0013 5/2007  
EM 000799689-0007 2/2008  
EM 002451864-0002 5/2014  
EM 002913426-0023 12/2015  
EM 003112960-0022 5/2016  
EM 004749083-0001 4/2018  
EM 005272390-0001 6/2018  
IN 251617-0001 9/2013  
IN 296710-0001 8/2018  
JP D1081915 8/2000

JP D1092029 11/2000  
JP D1336662 7/2008  
JP D1377718 1/2010  
JP D1527207 6/2012  
JP D1466607 4/2013  
JP D1467457 4/2013  
JP D1472791 6/2013  
JP D1472798 6/2013  
JP D1554222 7/2016  
KR 300414008-0000 5/2006  
KR 300414006-0003 8/2006  
KR 300414006-0005 8/2006  
KR 300465650-0000 10/2007  
KR 300469392-0000 11/2007  
KR 300559319-0000 4/2010  
KR 300559320-0000 4/2010  
KR 300698128-0000 6/2013  
KR 300757584-0000 8/2014  
KR 300776961-0000 12/2014  
SG 2013176A-0001 4/2013  
WO WO-D051910-003 7/2000

\* cited by examiner

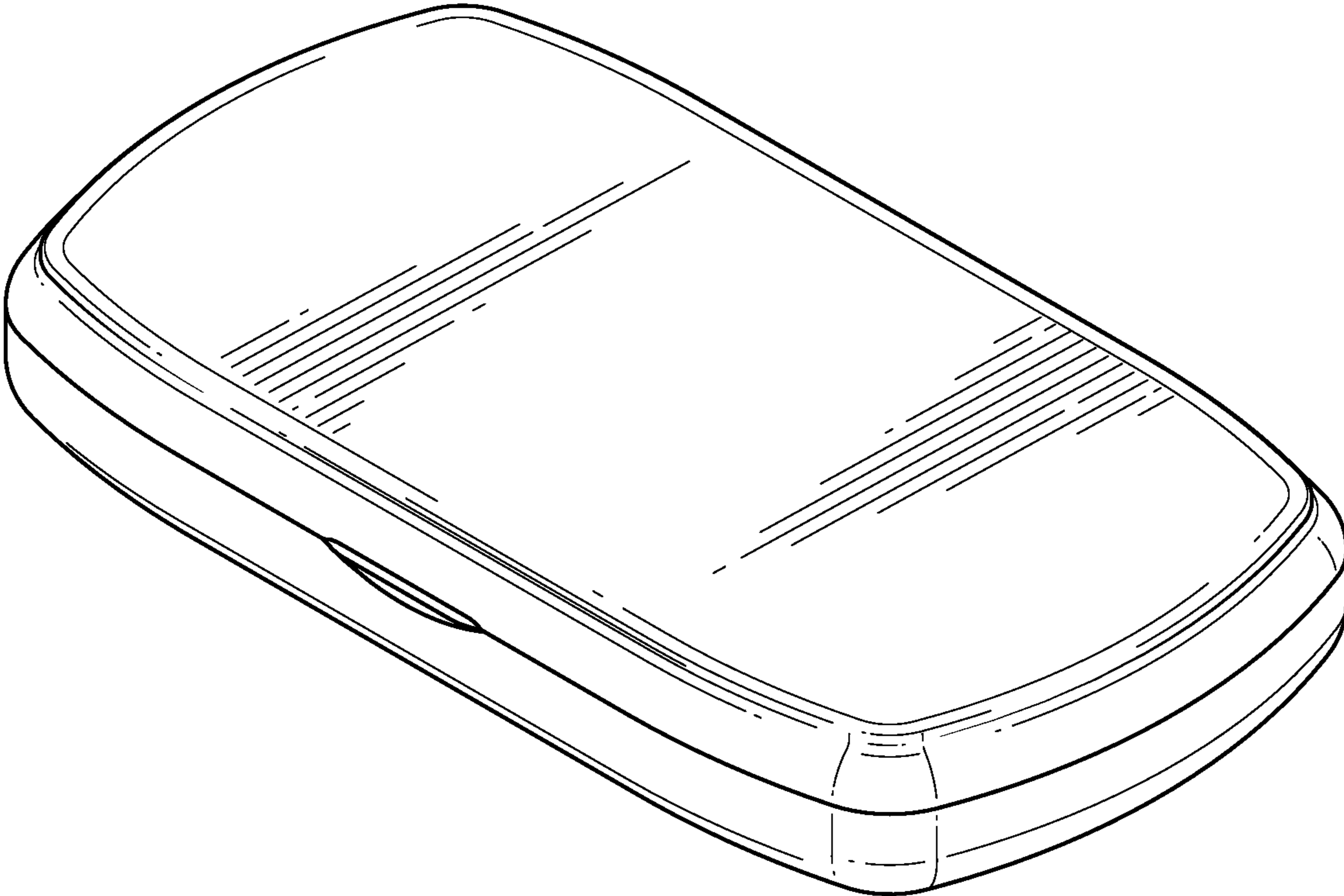


FIG. 1

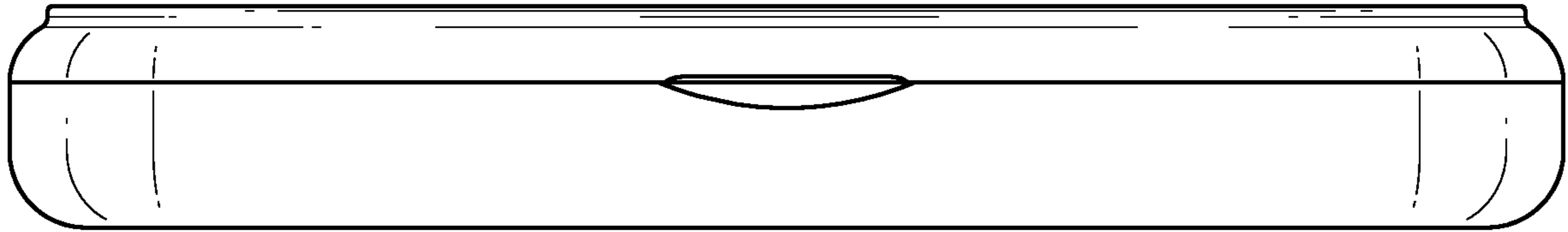


FIG. 2




FIG. 3

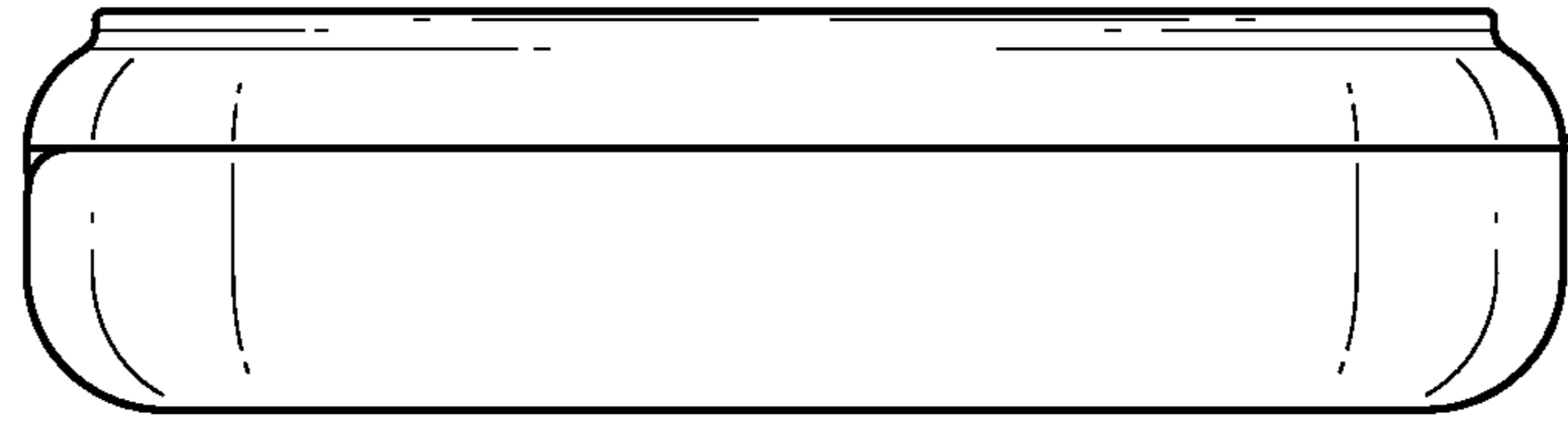


FIG. 4




FIG. 5






FIG. 6

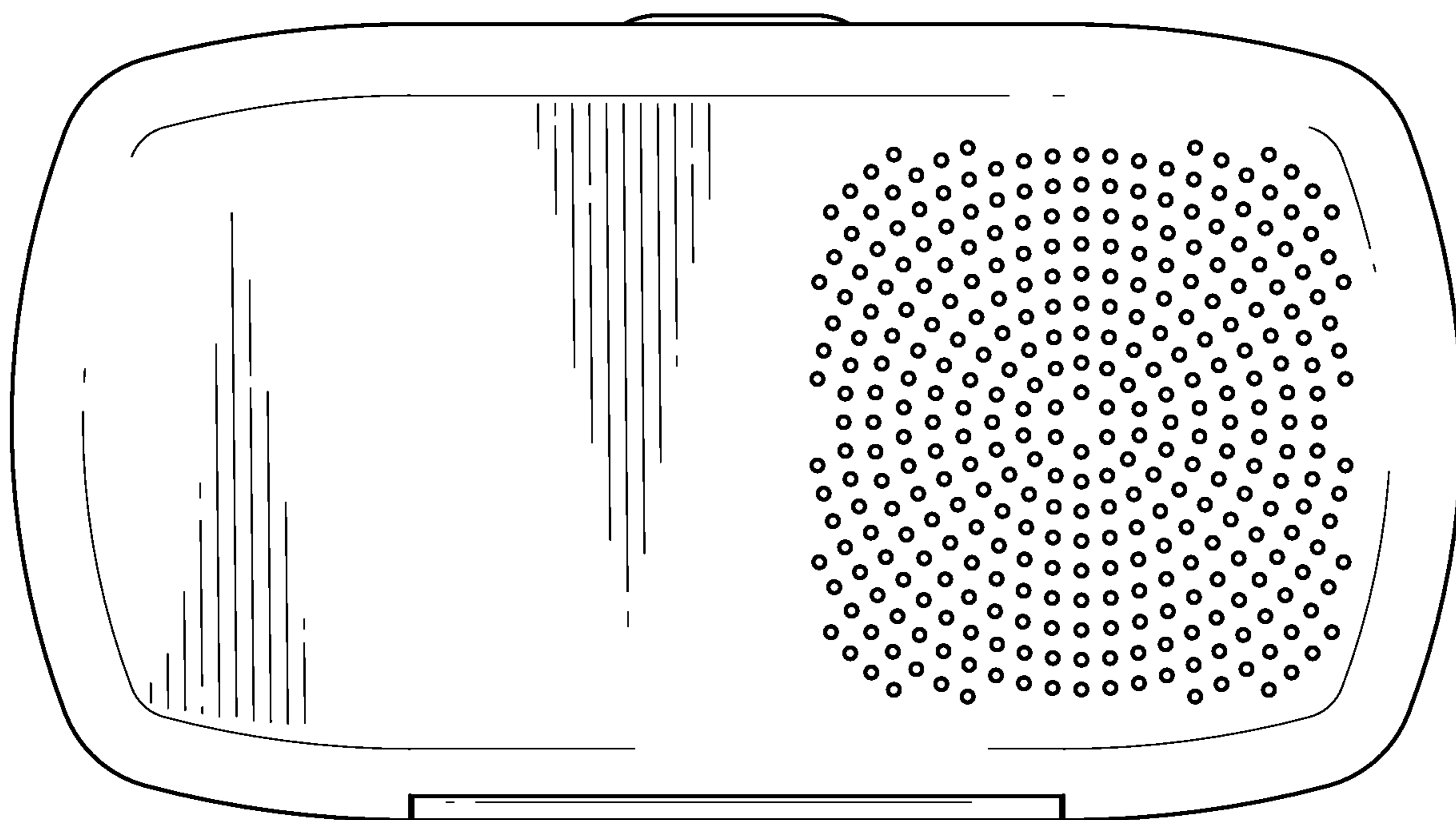


FIG. 7

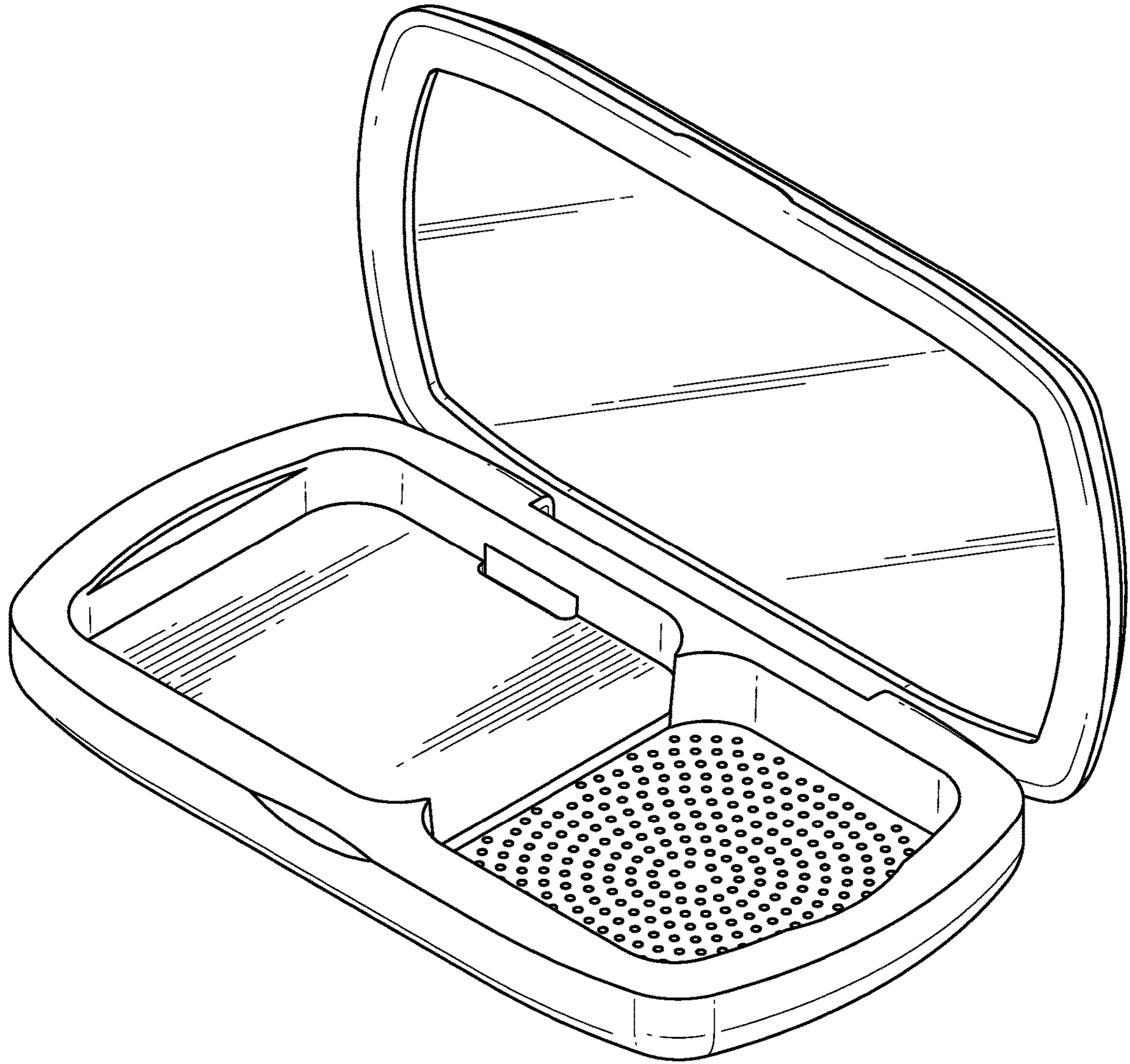


FIG. 8

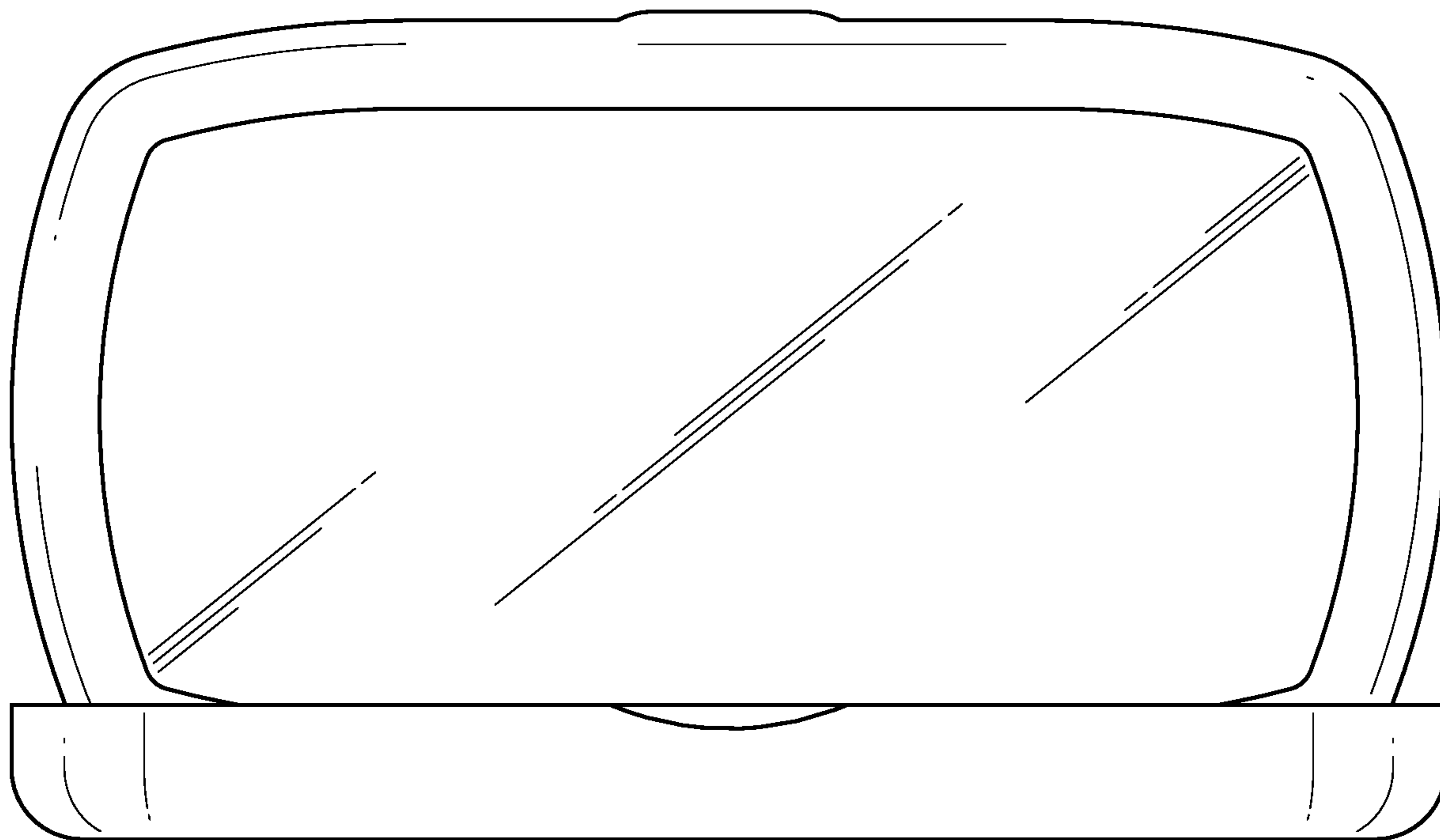


FIG. 9

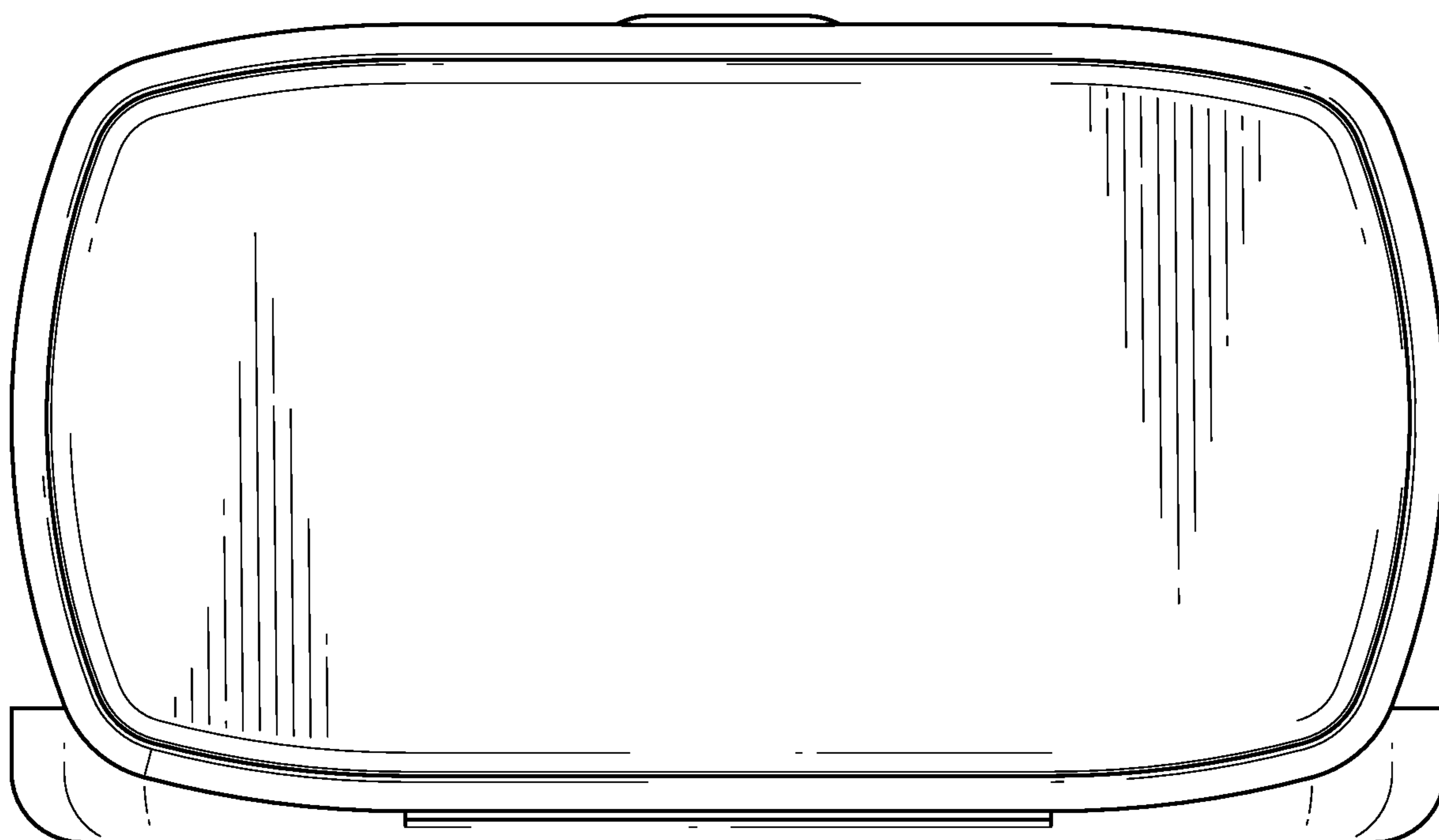


FIG. 10



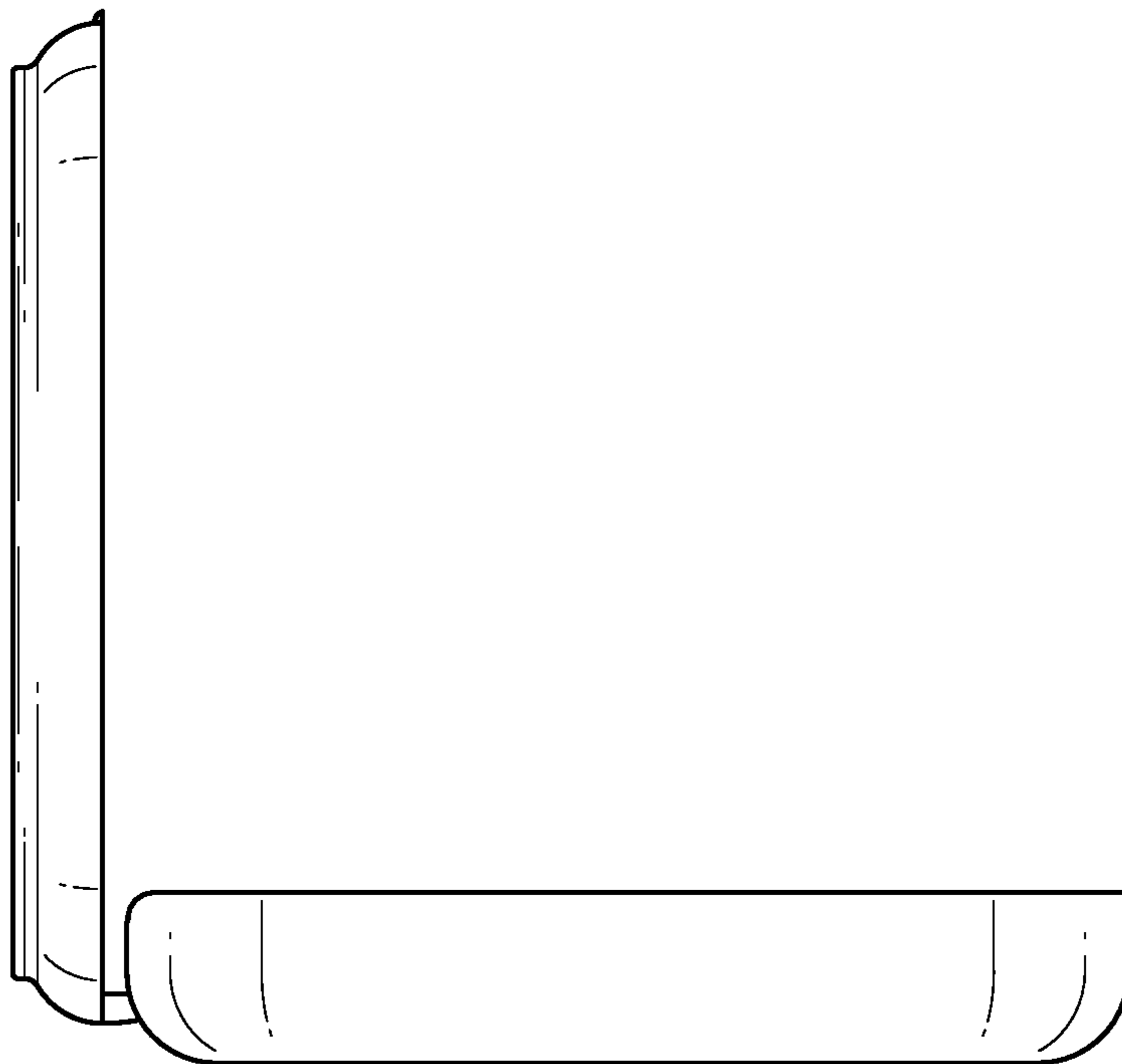


FIG. 11

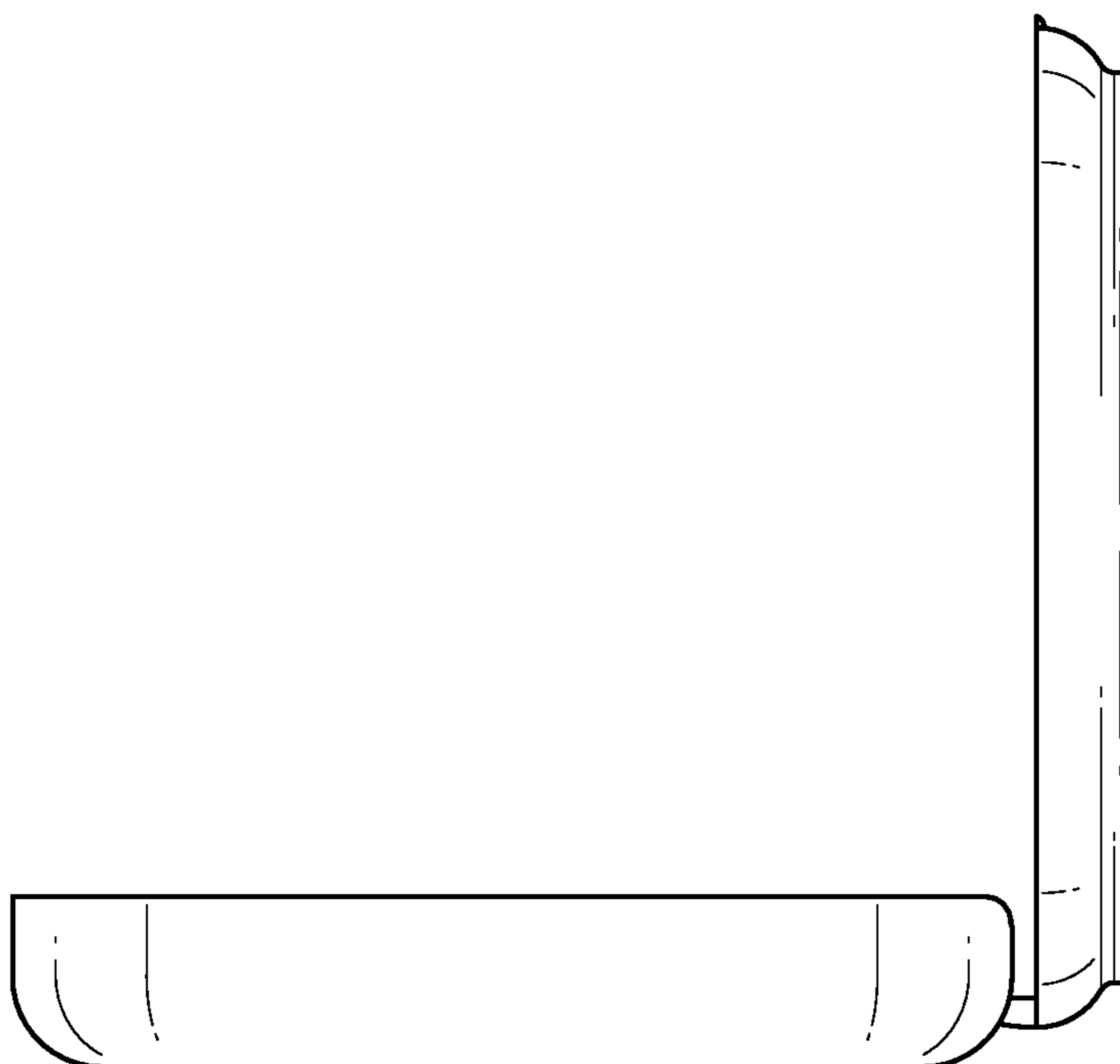


FIG. 12

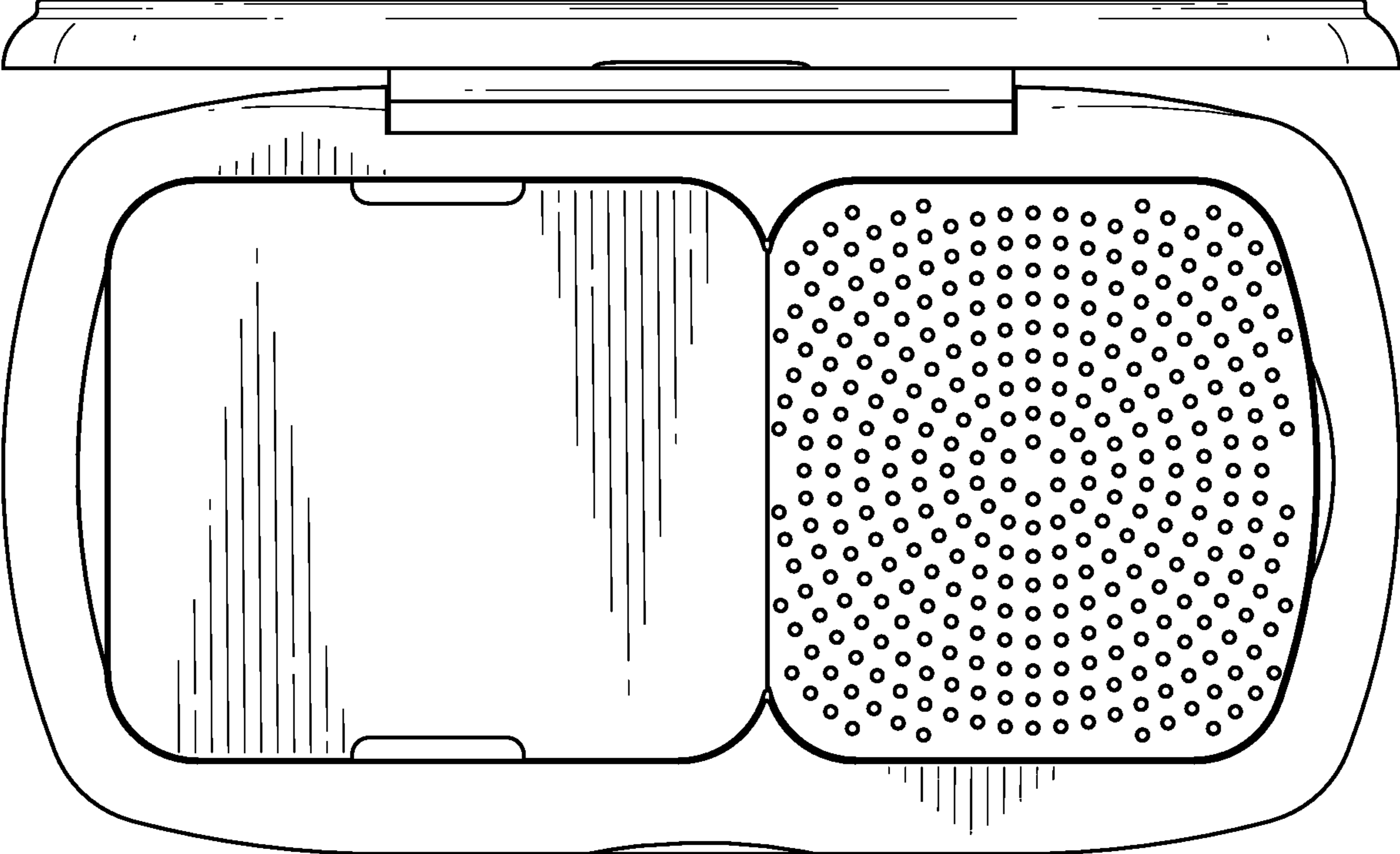


FIG. 13

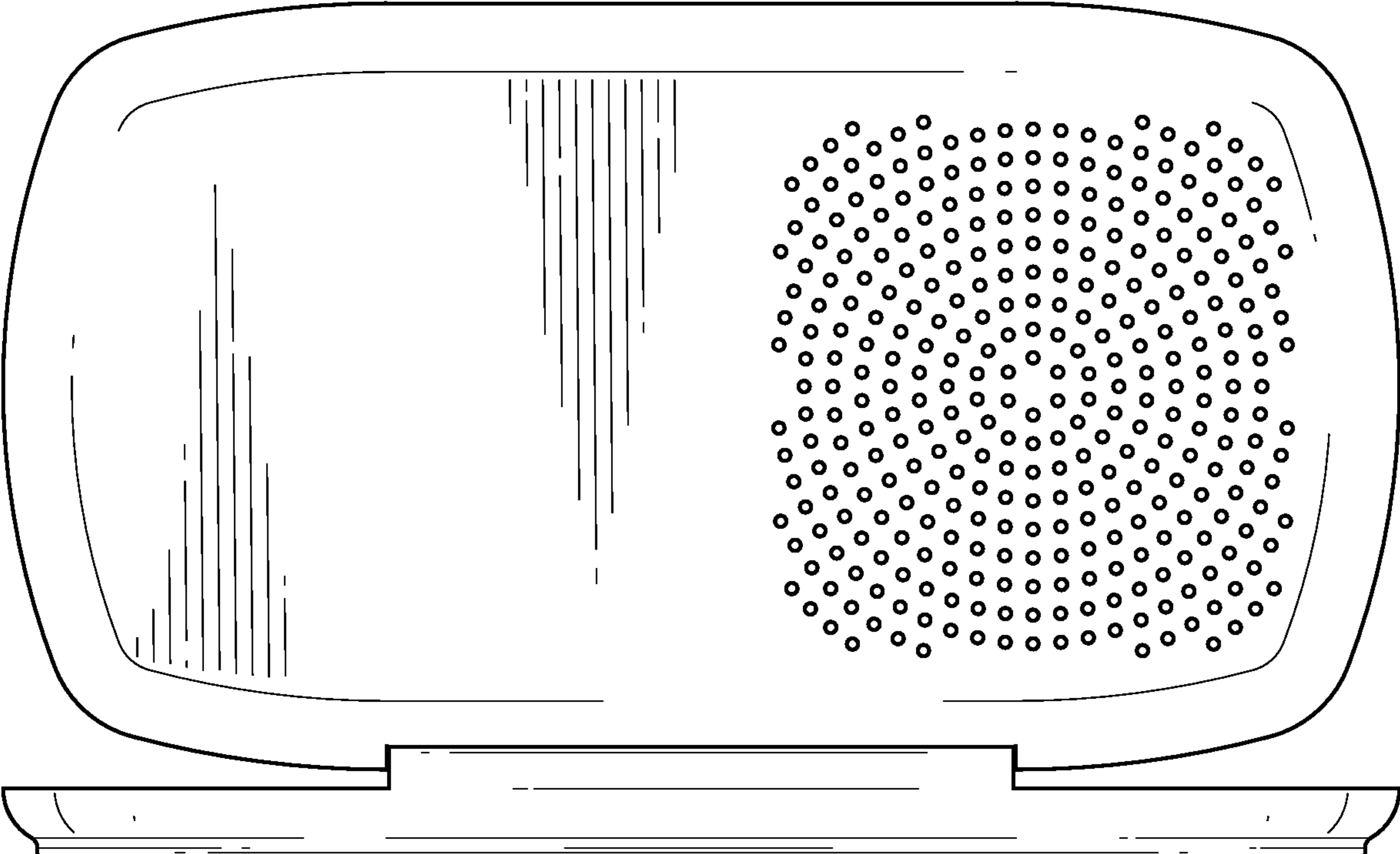


FIG. 14