



US00D880058S

(12) **United States Design Patent** (10) **Patent No.:** **US D880,058 S**
Young (45) **Date of Patent:** **** Mar. 31, 2020**

- (54) **BASEBALL BAT SMOKING PIPE**
- (71) Applicant: **Thomas A. Young**, Brevard, NC (US)
- (72) Inventor: **Thomas A. Young**, Brevard, NC (US)
- (**) Term: **15 Years**
- (21) Appl. No.: **29/669,829**
- (22) Filed: **Nov. 12, 2018**
- (51) **LOC (12) Cl.** **27-02**
- (52) **U.S. Cl.**
USPC **D27/165**
- (58) **Field of Classification Search**
USPC D27/100, 101, 162-165, 172, 174, 175,
D27/183, 185-192, 194; D24/110, 110.5;
128/202.21, 203.12; 131/257, 259, 187,
131/240.1, 273, 274, 270, 191, 328, 329,
131/330, 360-365
CPC A24F 47/002; A24F 47/006; A24F 47/008
See application file for complete search history.

- 2005/0124441 A1* 6/2005 Botten B27D 1/086
473/564
- 2011/0224033 A1* 9/2011 Wabnitz A63B 60/14
473/564
- 2016/0129325 A1* 5/2016 Lindsay A63B 59/06
473/564

OTHER PUBLICATIONS

Baseball smoking pipes, Search results from Alibaba.com, Accessed Oct. 29, 2018, 7 pages.

* cited by examiner

Primary Examiner — Marissa J Cash
Assistant Examiner — Rebecca Tsehaye
(74) *Attorney, Agent, or Firm* — Luedeka Neely Group, P.C.

CLAIM

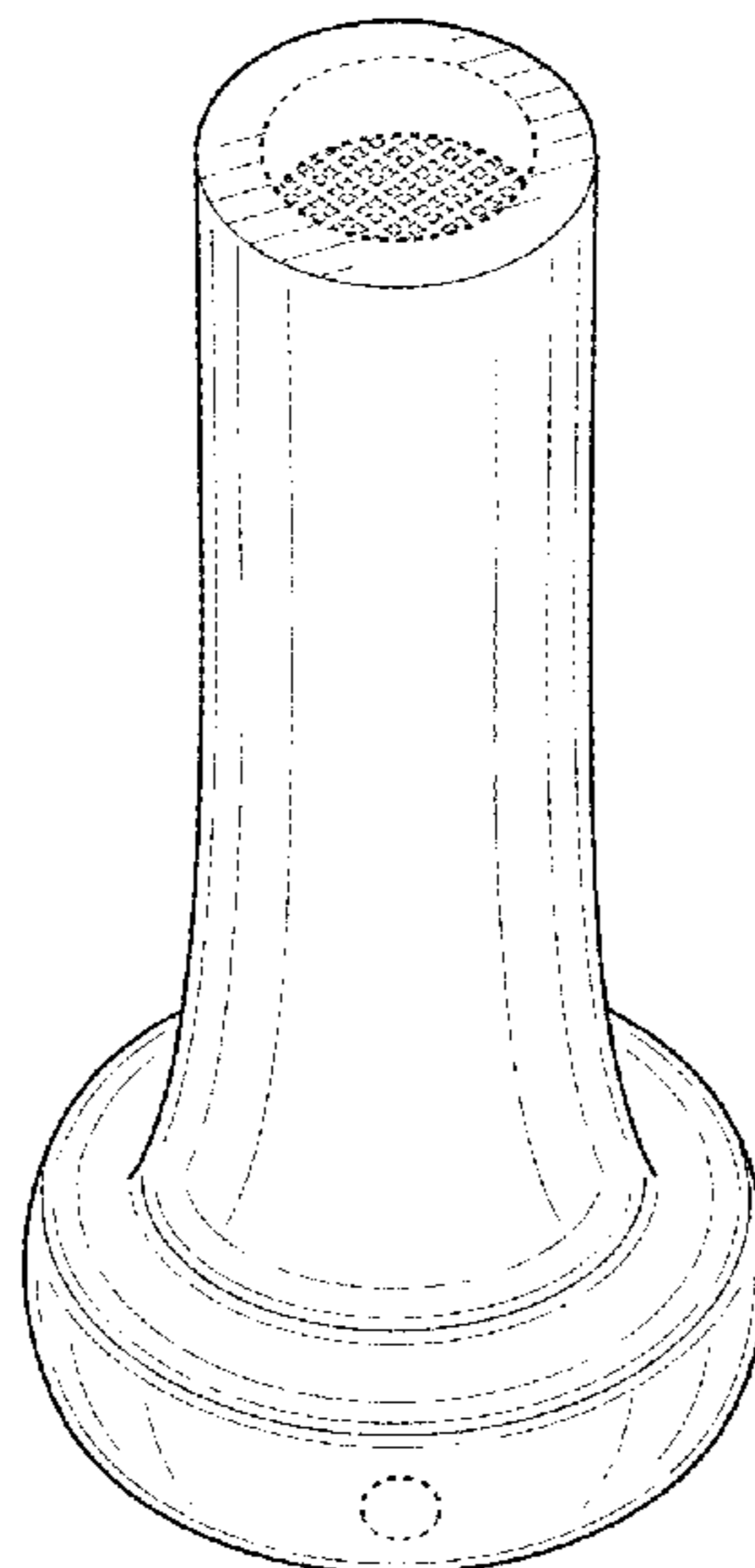
(57) The ornamental design for a baseball bat smoking pipe, as shown and described.

DESCRIPTION

FIG. 1 is an overhead perspective view of a baseball bat smoking pipe of my new design;
FIG. 2 is a front elevational view of the baseball bat smoking pipe of FIG. 1;
FIG. 3 is a rear elevational view of the baseball bat smoking pipe of FIGS. 1-2;
FIG. 4 is a top plan view of the baseball bat smoking pipe of FIGS. 1-3; and,
FIG. 5 a bottom plan view of the baseball bat smoking pipe of FIGS. 1-4.
The broken lines in the drawings immediately adjacent shaded surfaces depict a boundary of the claim that forms no part thereof. All other broken lines, including those within the boundary, depict portions of the baseball bat smoking pipe that form no part of the claimed design.

1 Claim, 3 Drawing Sheets

- (56) **References Cited**
U.S. PATENT DOCUMENTS
- 6,827,659 B1* 12/2004 Chen A63B 59/52
473/564
- D652,463 S * 1/2012 Hoff D21/725
- D694,150 S * 11/2013 Jennings D11/157
- D694,842 S * 12/2013 Bentley D21/753
- D702,302 S * 4/2014 Rockhill A63B 69/3638
D21/725
- D721,510 S * 1/2015 Hagerty D6/303
- D724,780 S * 3/2015 Wu D27/101
- D739,979 S * 9/2015 Smith D27/163
- D785,109 S * 4/2017 Clark D21/725
- D803,331 S * 11/2017 Santorelli D21/725
- D830,483 S * 10/2018 Jo D21/725
- D832,382 S * 10/2018 Van Nguyen D21/753
- D851,717 S * 6/2019 Zawitz D21/725
- D860,349 S * 9/2019 Santorelli D21/725



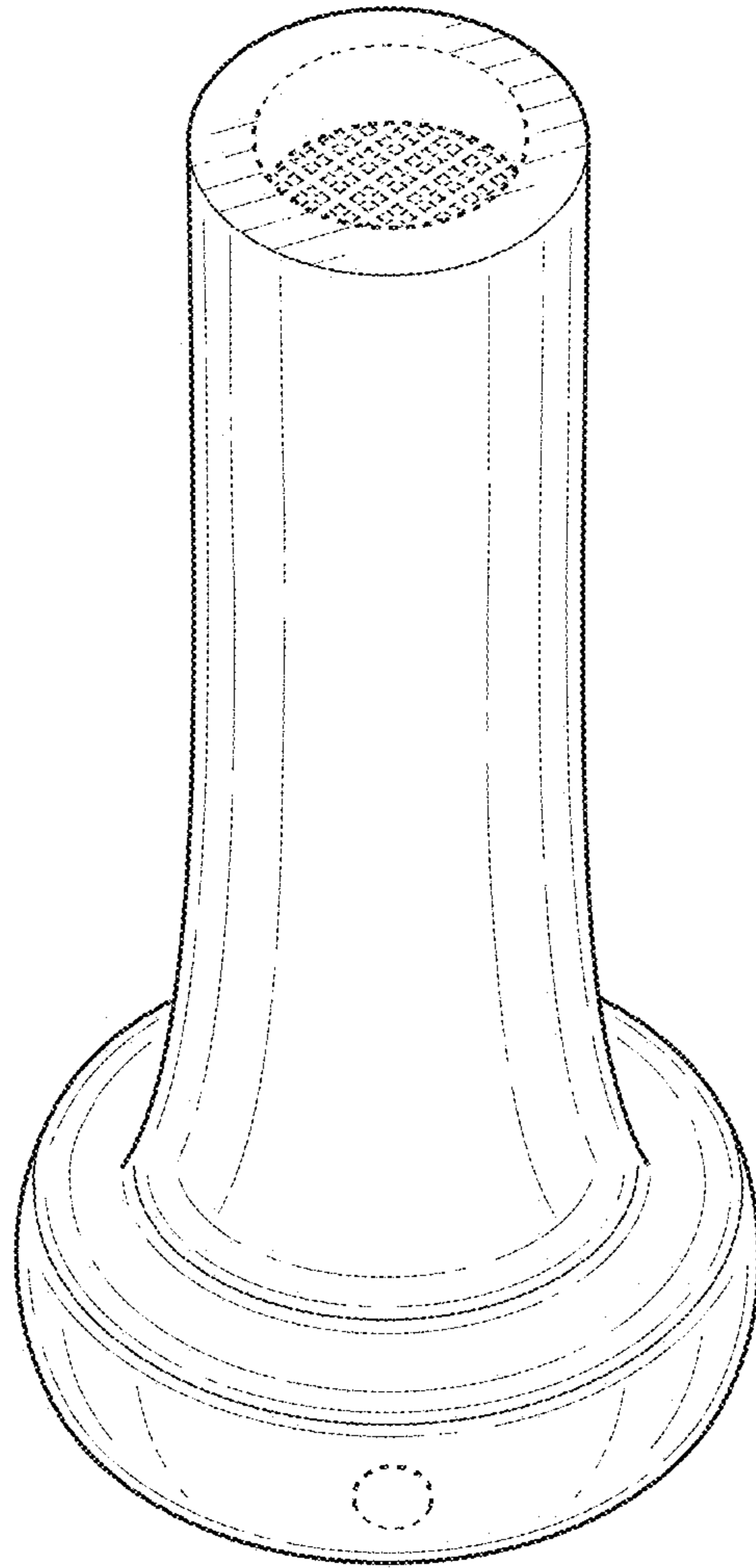


FIG. 1

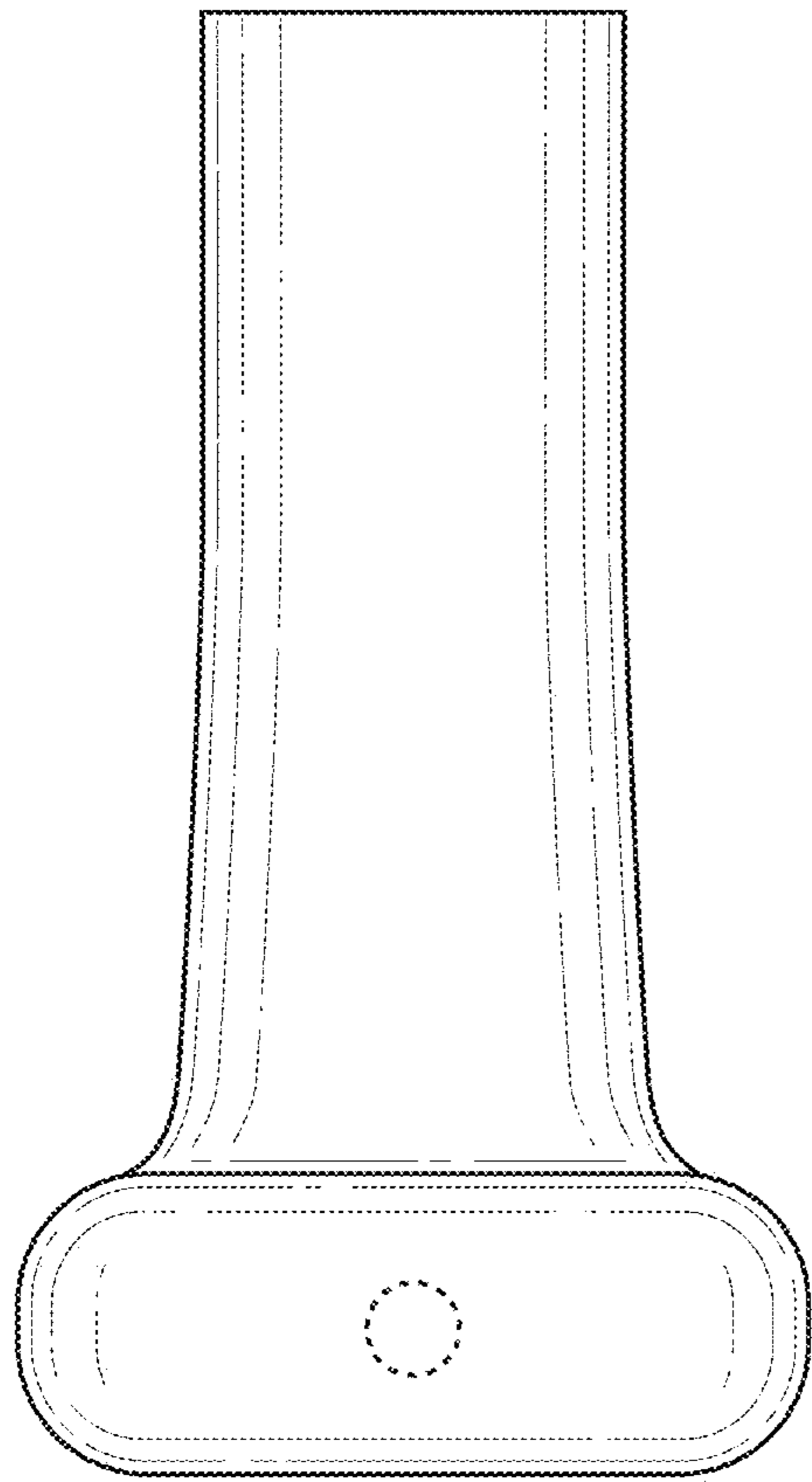


FIG. 2

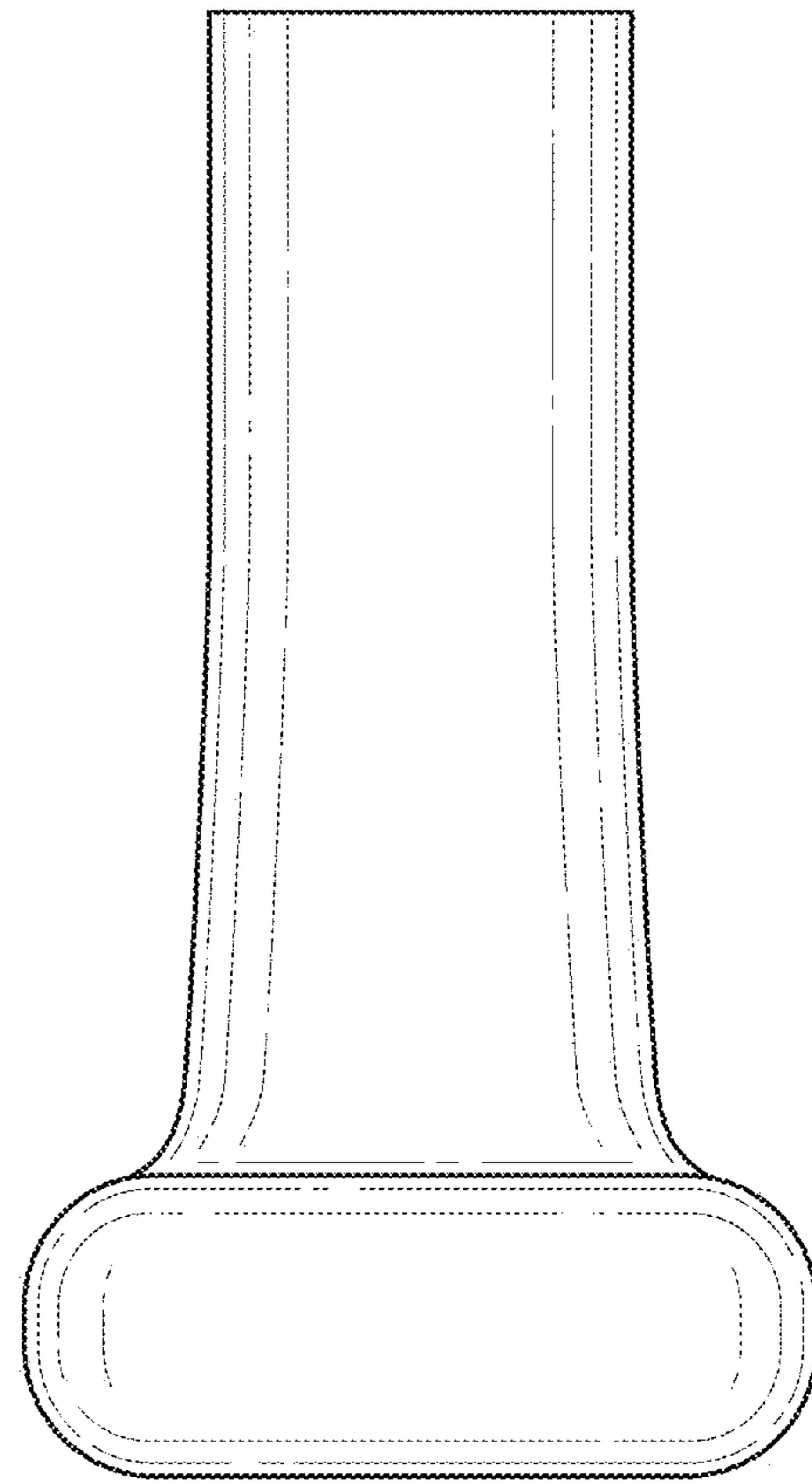


FIG. 3

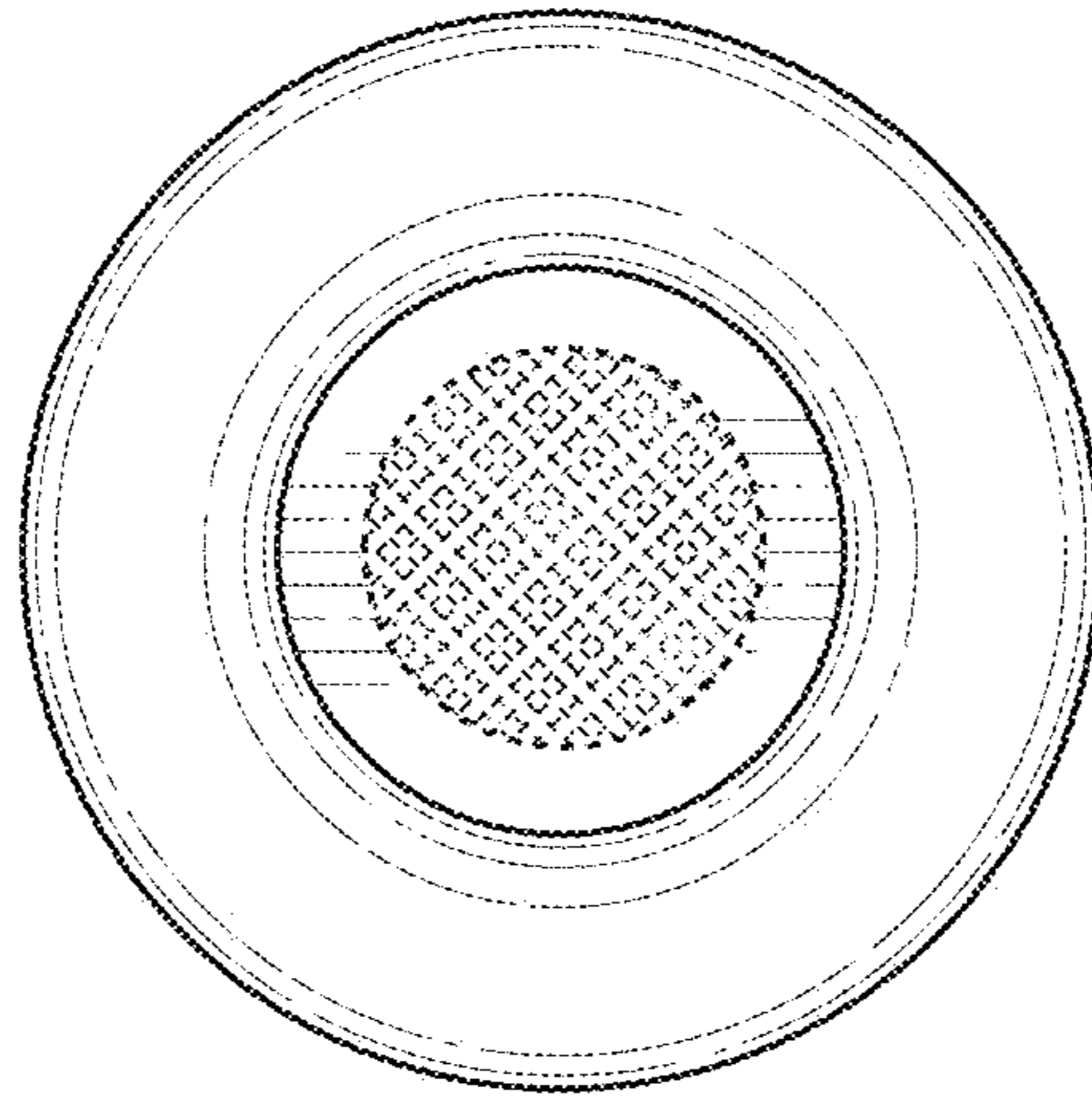


FIG. 4

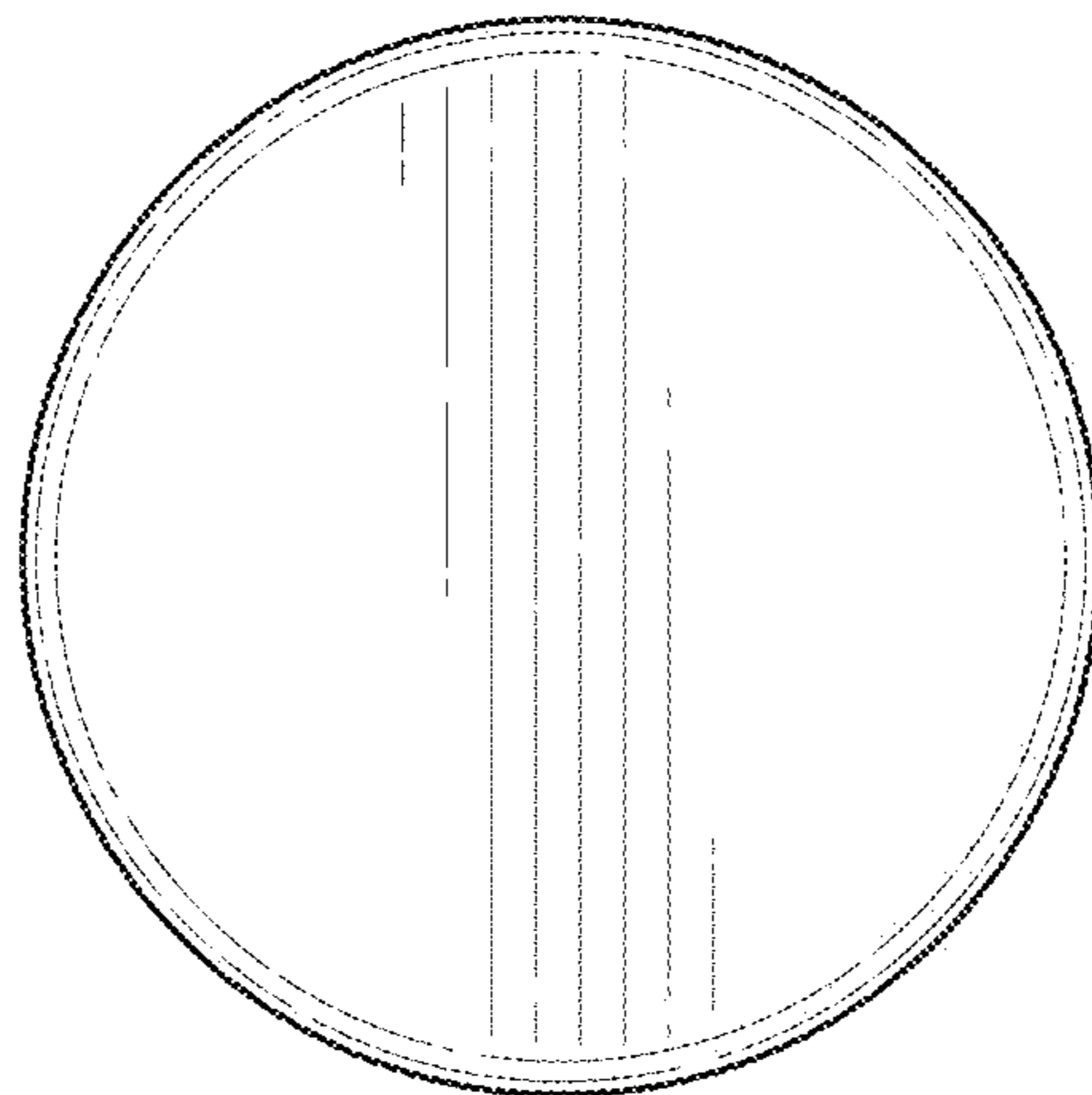


FIG. 5

UNITED STATES PATENT AND TRADEMARK OFFICE
CERTIFICATE OF CORRECTION

PATENT NO. : D880,058 S
APPLICATION NO. : 29/669829
DATED : March 31, 2020
INVENTOR(S) : Cody Siniard

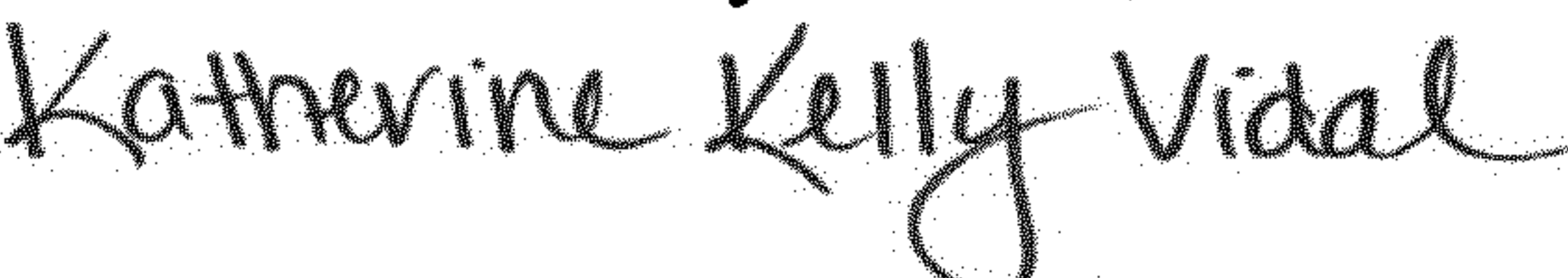
Page 1 of 1

It is certified that error appears in the above-identified patent and that said Letters Patent is hereby corrected as shown below:

On the Title Page

Item (12), delete "Thomas A. Young" and insert --Cody Siniard--.

Item (72), should be changed to Cody Siniard, Penrose, NC (US) as sole Inventor.

Signed and Sealed this
Fourteenth Day of June, 2022

Katherine Kelly Vidal
Director of the United States Patent and Trademark Office