



US00D880051S

(12) **United States Design Patent** (10) **Patent No.:** **US D880,051 S**
Tomasson et al. (45) **Date of Patent:** **** Mar. 31, 2020**

(54) **HEADLIGHT LENS ASSEMBLY**

(71) Applicant: **NIO NEXTEV LIMITED**, Hong Kong (HK)

(72) Inventors: **Kris Tomasson**, Munich (DE); **Juho Suh**, Munich (DE); **Jim Basté**, Munich (DE); **Kevyn Gruchala**, Munich (DE); **Ben Claessen**, Munich (DE)

(73) Assignee: **NIO NEXTEV LIMITED**, Hong Kong (HK)

(**) Term: **15 Years**

(21) Appl. No.: **29/666,452**

(22) Filed: **Oct. 12, 2018**

(51) **LOC (12) Cl.** **26-99**

(52) **U.S. Cl.**
USPC **D26/139**

(58) **Field of Classification Search**
USPC D26/28-36, 139
CPC F21S 48/00; F21S 48/10; F21S 48/115;
F21S 48/225; F21S 48/1233; F21S
48/1266; F21S 48/1388; F21S 48/2268;
F21V 21/04; B60Q 9/13; B60Q 9/135;
B60Q 9/1375

See application file for complete search history.

(56) **References Cited**

U.S. PATENT DOCUMENTS

D465,861 S * 11/2002 Huang D26/139
D471,657 S * 3/2003 Huang D26/139
D511,220 S * 11/2005 Lin D26/139
D754,387 S * 4/2016 Luke D26/139

* cited by examiner

Primary Examiner — Marcus A Jackson

(74) *Attorney, Agent, or Firm* — Sutton Magidoff
Barkume LLP



(57) **CLAIM**

The ornamental design for a headlight lens assembly, as shown and described.

DESCRIPTION

FIG. 1 is a front view of a headlight lens assembly showing our new design;
FIG. 2 is a left view thereof;
FIG. 3 is a right view thereof;
FIG. 4 is a rear view thereof;
FIG. 5 is a top view thereof; and,
FIG. 6 is a bottom view thereof.

1 Claim, 3 Drawing Sheets






Figure 1




Figure 2



Figure 3




Figure 4




Figure 5




Figure 6