



US00D880038S

(12) **United States Design Patent** (10) **Patent No.:** **US D880,038 S**
Ahrari et al. (45) **Date of Patent:** **** Mar. 31, 2020**

(54) **ILLUMINATING BOLLARD**
(71) Applicant: **Hubbell Incorporated**, Shelton, CT (US)
(72) Inventors: **Armin Ahrari**, Chino, CA (US); **Carol Acedo**, Fort Worth, TX (US); **David Dutra**, Santa Ana, CA (US); **Kevin Lu**, Fountain Valley, CA (US); **Dean Dal Ponte**, Glendale, CA (US); **Syed Raza**, Rancho Palos Verdes, CA (US); **Robert Nankil**, Fullerton, CA (US)

D590,086 S * 4/2009 Laporta D26/67
D597,697 S 8/2009 Sabernig
8,672,505 B1 * 3/2014 Hogan F21S 9/037
362/182
8,684,571 B1 * 4/2014 Alaura F21S 8/083
362/431
8,845,126 B1 9/2014 Martzall
D795,482 S 8/2017 Galipeau
10,424,173 B1 * 9/2019 Bien G08B 5/38
2003/0063474 A1 * 4/2003 Coushaine F21V 7/0008
362/517
2006/0109667 A1 5/2006 Flaherty
2006/0146534 A1 * 7/2006 Morton F21S 8/081
362/253

(73) Assignee: **Hubbell Incorporated**, Shelton, CT (US)

(**) Term: **15 Years**
(21) Appl. No.: **29/669,516**
(22) Filed: **Nov. 8, 2018**

Related U.S. Application Data

(62) Division of application No. 29/602,959, filed on May 5, 2017, now Pat. No. Des. 837,432.
(51) **LOC (12) Cl.** **26-05**
(52) **U.S. Cl.**
USPC **D26/67**
(58) **Field of Classification Search**
USPC D26/67-70, 135
CPC F21S 8/081; F21S 8/083; F21S 9/03; F21S 9/037; F21V 5/045; F21V 5/046; F21V 5/048; F21V 7/041
See application file for complete search history.

(56) **References Cited**

U.S. PATENT DOCUMENTS

D199,078 S 9/1964 Turner et al.
D398,412 S 9/1998 Metcheat, III
D443,094 S 5/2001 Landefeld

(Continued)

OTHER PUBLICATIONS

The Macgraw-Edison BSC/BRC Bollard from Cooper Industries. Spec.Sheet dated May 2, 2018.

(Continued)

Primary Examiner — Clare E Heflin

(74) *Attorney, Agent, or Firm* — Michael Best & Friedrich, LLP

(57) **CLAIM**

We claim the ornamental design for an illuminating bollard, as shown and described.

DESCRIPTION

FIG. 1 is an upper perspective view of an illuminating bollard showing the new design.


FIG. 2 is a side elevation view of the illuminating bollard shown in FIG. 1.

FIG. 3 is a top plan view of the illuminating bollard shown in FIG. 1; and,

FIG. 4 is a lower perspective view of the illuminating bollard shown in FIG. 1.

The broken lines illustrate portions of the illuminating bollard that form no part of the claimed design.

1 Claim, 4 Drawing Sheets



(56)

References Cited

U.S. PATENT DOCUMENTS

2009/0059572 A1* 3/2009 Wang F21S 9/037
362/183
2010/0073922 A1* 3/2010 Yen F21L 4/04
362/192
2013/0063954 A1* 3/2013 Chen F21S 8/081
362/343
2013/0094208 A1* 4/2013 Gill F21S 8/088
362/235
2015/0338040 A1* 11/2015 Swope F21S 8/083
362/183
2016/0040841 A1 2/2016 Martzall
2019/0211975 A1* 7/2019 Rubin-Brusilovski ... F21K 9/64

OTHER PUBLICATIONS

Anitque Street Lamps/Resonance Bollard Model No. TLRCB10
LED from Acuity Brands Lighting, copyright 2012.
“Wiremold—Outdoor Charging Station,” Legrand Electrical Wiring
Systems, 2016 (2 pages).

* cited by examiner




FIG. 1




FIG. 2

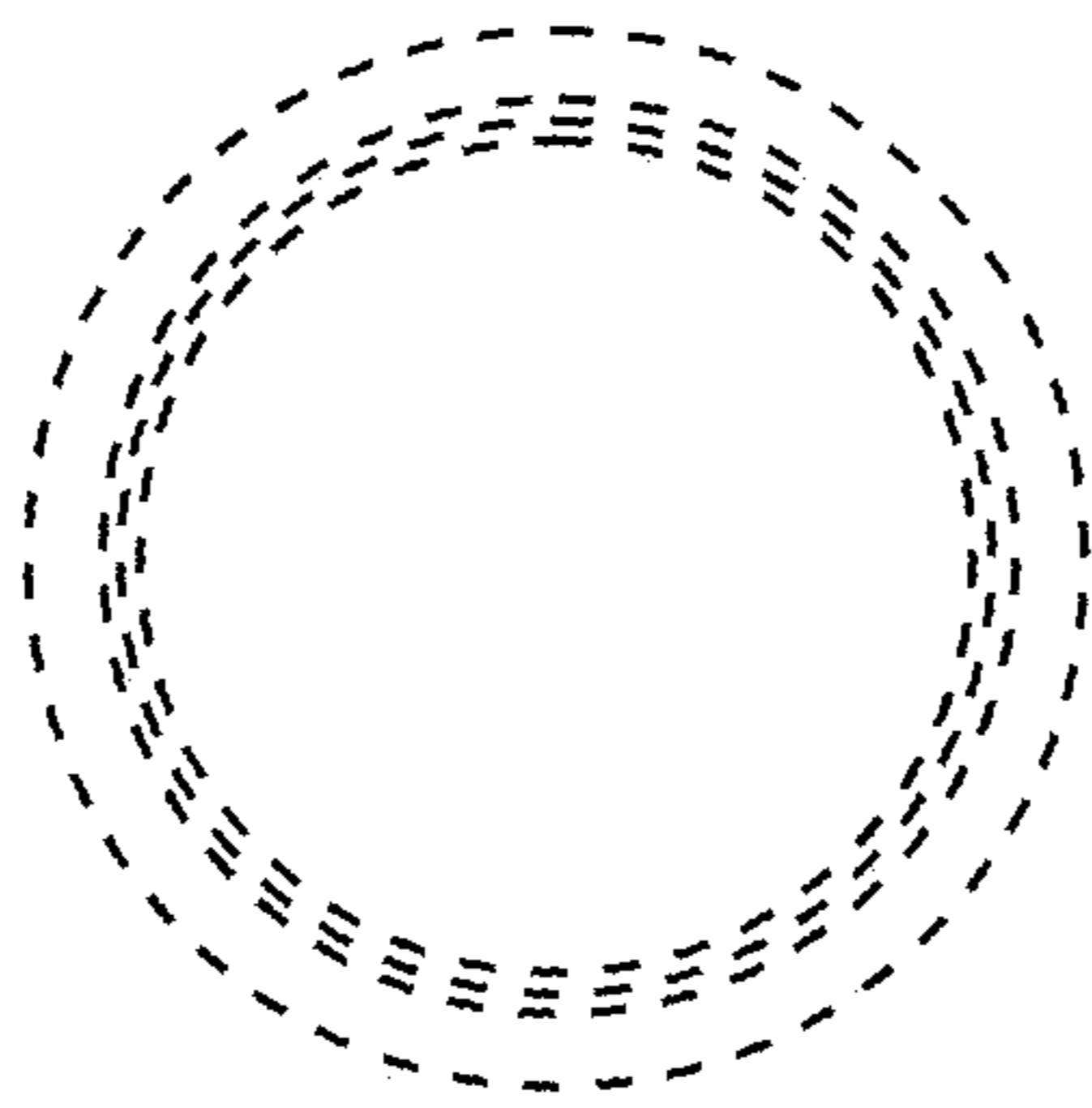


FIG. 3




FIG. 4