



US00D880009S

(12) **United States Design Patent**
Loughren et al.

(10) **Patent No.:** **US D880,009 S**

(45) **Date of Patent:** **** Mar. 31, 2020**

(54) **BEAM**
(71) Applicant: **Ultimate View Enclosures, LLC**,
Thonotosassa, FL (US)
(72) Inventors: **Dennis Loughren**, Thonotosassa, FL
(US); **Tracy Kendall**, Tampa, FL (US)
(73) Assignee: **Ultimate View Enclosures, LLC**,
Thonotosassa, FL (US)

D569,997 S 5/2008 McPherson
D574,518 S 8/2008 Antonic
D586,479 S * 2/2009 Hockemeyer D25/126
D600,831 S 9/2009 Munakata
D620,618 S 7/2010 Teffenhart, Jr.
D636,095 S 4/2011 Teffenhart, Jr.

(Continued)

FOREIGN PATENT DOCUMENTS

JP D1066487 * 4/2000
KR 301006639.0000 * 5/2019

(**) Term: **15 Years**

(21) Appl. No.: **29/700,643**

(22) Filed: **Aug. 5, 2019**

(51) **LOC (12) Cl.** **25-01**

(52) **U.S. Cl.**
USPC **D25/126**

(58) **Field of Classification Search**
USPC D8/330, 331, 382, 383; D25/61, 102,
D25/119, 120, 121, 126, 128, 164
CPC ... E04C 3/18; E04C 3/122; E04C 3/28; E04C
3/29; E04C 3/292; E04C 3/46; E04G
11/55; E04F 15/10; E04B 1/24; E04B
1/2403; E04B 1/2608; E04B 1/40; E04B
1/5812; E04B 1/98; B29C 70/52; E04H
9/021; E04H 9/024

See application file for complete search history.

(56) **References Cited**

U.S. PATENT DOCUMENTS

2,387,432 A * 10/1945 Du Laney E04C 3/29
52/376
D242,625 S 12/1976 Schmidt
D242,628 S * 12/1976 Scrivener D25/123
D242,799 S * 12/1976 Schmidt D25/121
D248,823 S * 8/1978 Eckerline D25/121
4,159,604 A 7/1979 Burrell
D300,371 S * 3/1989 Hansen D25/121
D373,832 S 9/1996 Nomura
D537,537 S * 2/2007 Antonic D25/122

OTHER PUBLICATIONS

Aluminum Patio Cover & Awning Beams Crest Aluminum Products
Co, Inc <https://www.crestaluminum.com/beams.htm> Jun. 14, 2017
(Year: 2017).*

(Continued)

Primary Examiner — Leanne Was-Englehart
(74) *Attorney, Agent, or Firm* — Larson & Larson, P.A.;
Justin P. Miller; Frank Liebenow

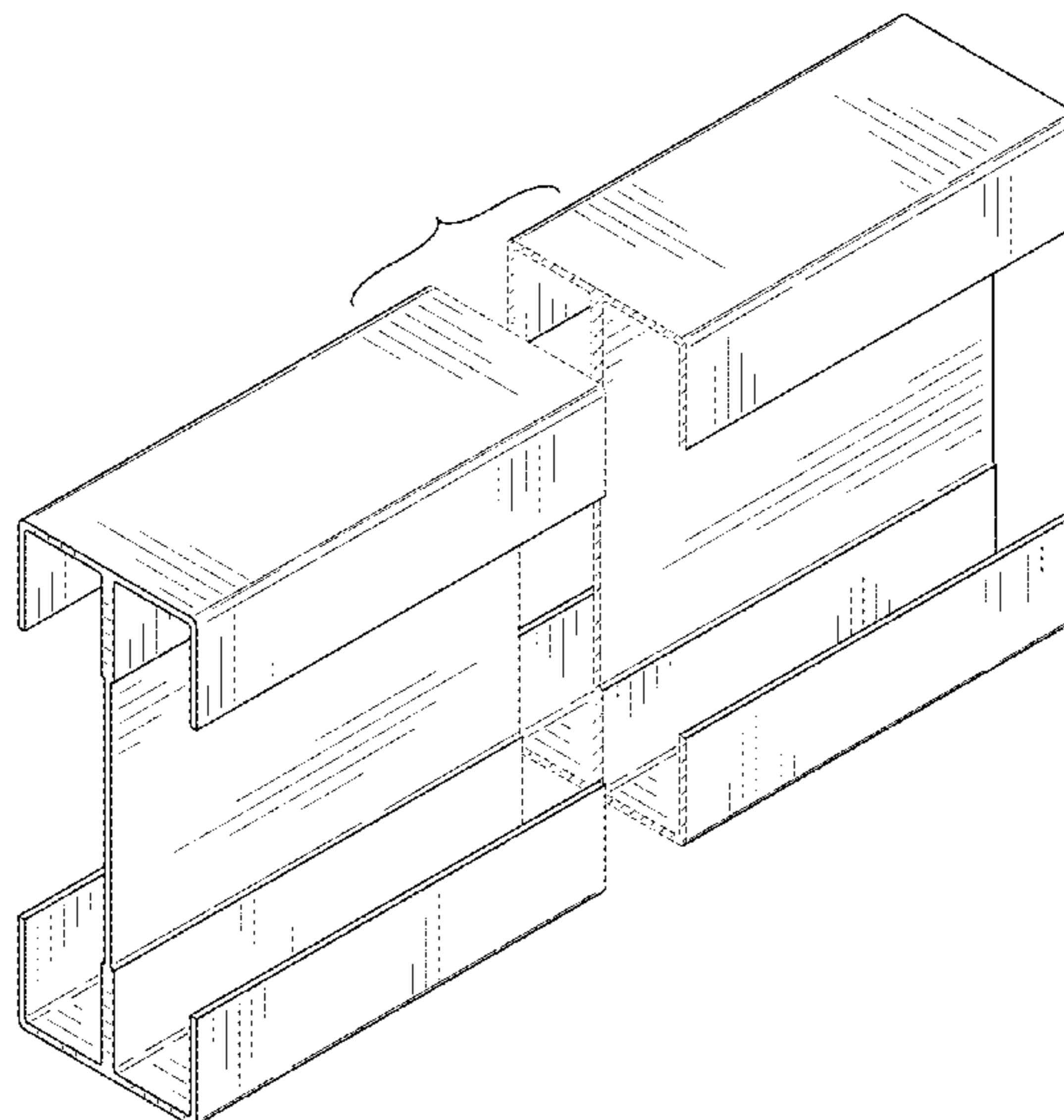
(57) **CLAIM**

We claim the ornamental design for a beam, as shown and
described.

DESCRIPTION

FIG. 1 is a front elevation view of a beam showing my new
design;
FIG. 2 is a back elevation thereof;
FIG. 3 is a left-side elevation view thereof;
FIG. 4 is a right-side elevation view thereof;
FIG. 5 is a top plan view thereof;
FIG. 6 is a bottom plan view thereof; and,
FIG. 7 is a perspective view thereof, showing the beam.
The break lines shown in FIGS. 3-7 indicate a symbolic
break in length. The appearance of any portion of the article
between the break lines forms no part of the claimed design.

1 Claim, 5 Drawing Sheets



(56)

References Cited

U.S. PATENT DOCUMENTS

8,033,076	B2 *	10/2011	Plagemann	B29C 70/52 52/653.1
8,151,535	B1 *	4/2012	Thompson	E04B 1/2608 52/712
8,266,856	B2 *	9/2012	Carlson	E04F 15/10 52/309.16
8,910,455	B2 *	12/2014	Yang	E04C 3/292 29/428
9,422,711	B1	8/2016	Hendry		
9,493,950	B2 *	11/2016	Yang	E04C 3/46
D782,706	S	3/2017	Geldart		
9,605,425	B1	3/2017	Hendry		
D808,782	S *	1/2018	Heindl	D8/382
D808,783	S *	1/2018	Heindl	D8/382
D812,782	S	3/2018	Dorman		
D815,758	S	4/2018	Hendry		
D822,228	S	7/2018	Wang		

D825,783	S	8/2018	Iearni		
D830,545	S	10/2018	Loughren		
2004/0031230	A1 *	2/2004	Pabedinskas	E04C 3/28 52/839
2010/0186346	A1 *	7/2010	Bratton	E04B 1/28 52/831
2015/0275501	A1 *	10/2015	Houghton	E04B 1/2403 52/854
2016/0356033	A1 *	12/2016	Houghton	E04B 1/2403
2018/0094419	A1 *	4/2018	Houghton	E04B 1/1903
2019/0040645	A1 *	2/2019	Zhao	E04H 9/021

OTHER PUBLICATIONS

Insulated Patio Cover Instructions [http://www.screen-house.com/
New_PDFS_2004/Mason/Insulated_Patio_Cover_Instructions.pdf](http://www.screen-house.com/New_PDFS_2004/Mason/Insulated_Patio_Cover_Instructions.pdf) Feb.
8, 2016 (Year: 2016).*

* cited by examiner

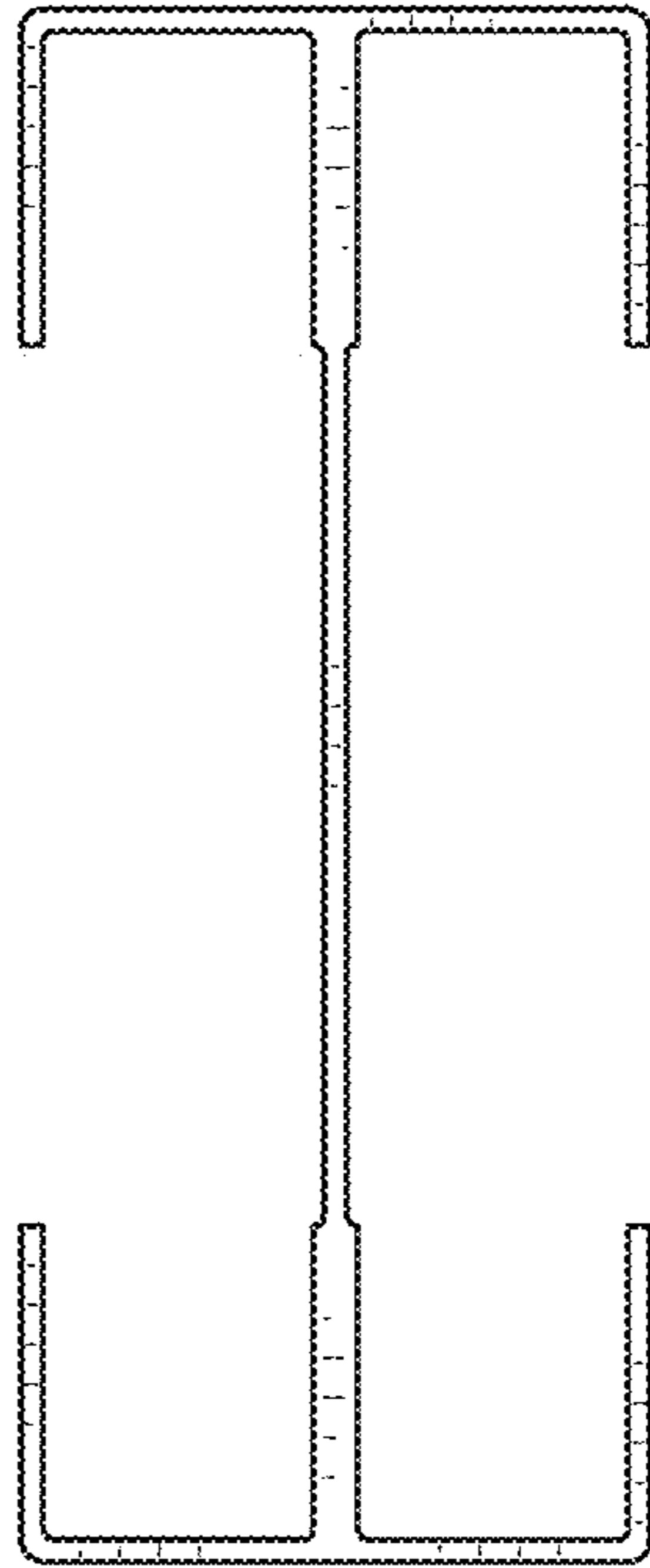


FIG. 1

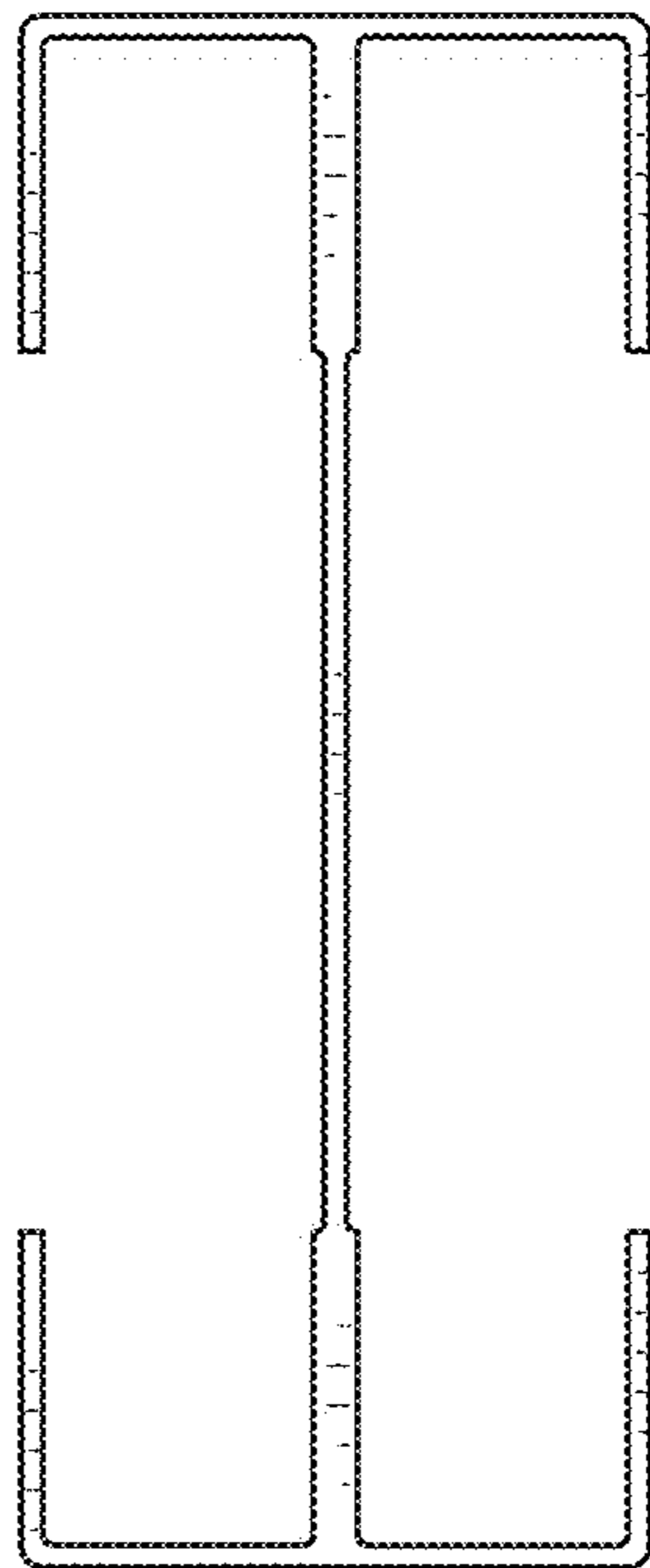


FIG. 2

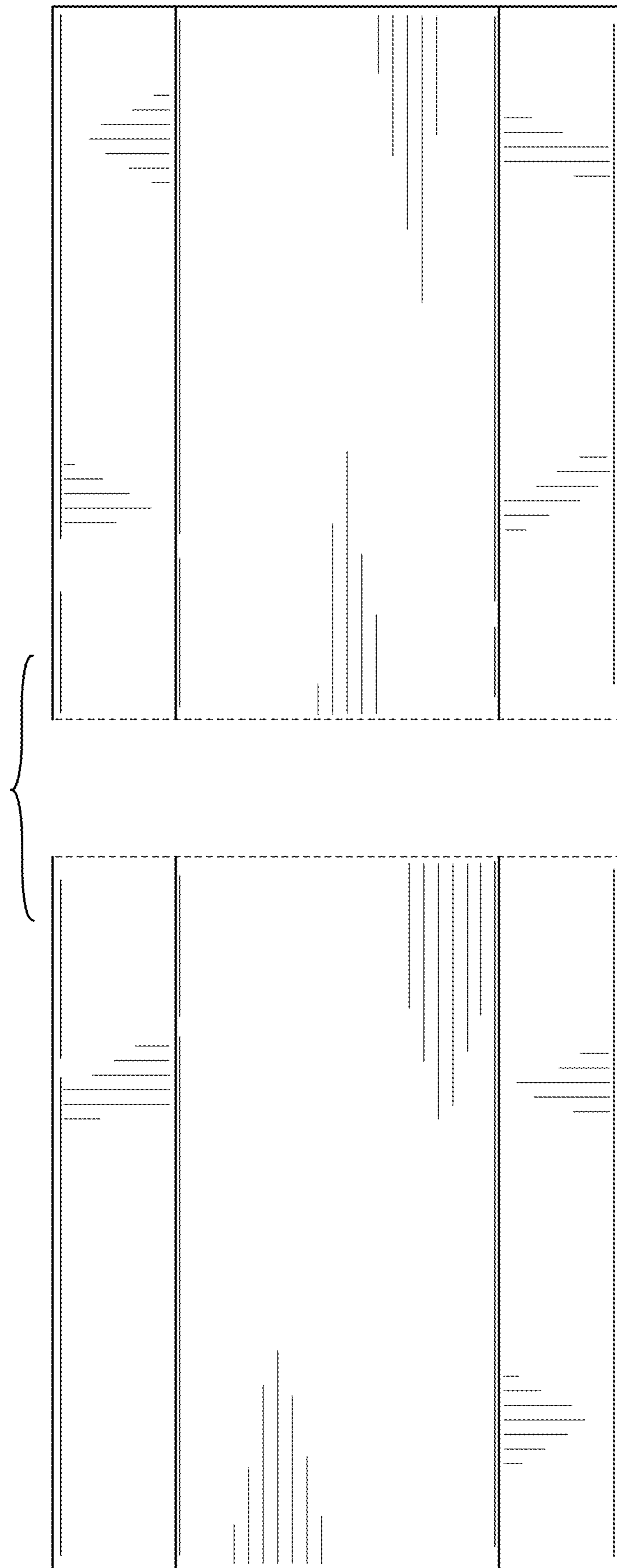


FIG. 3

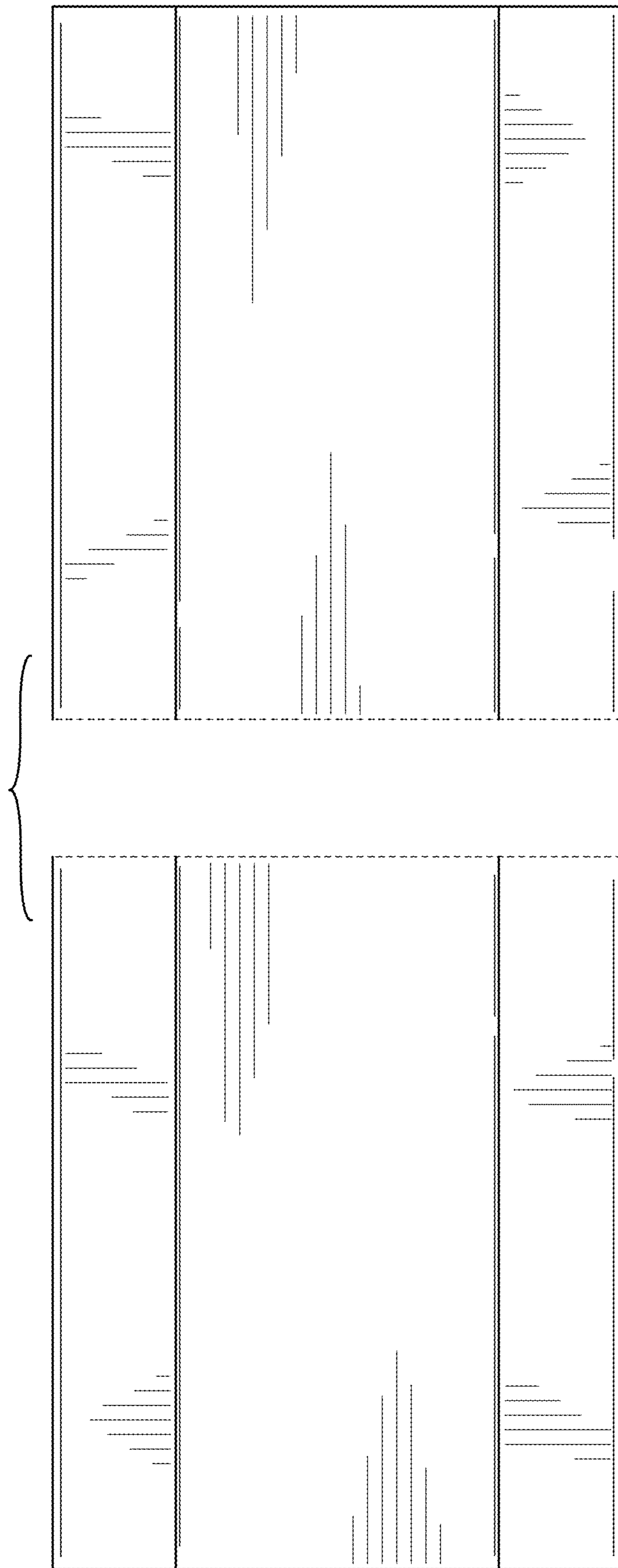


FIG. 4





FIG. 5





FIG. 6

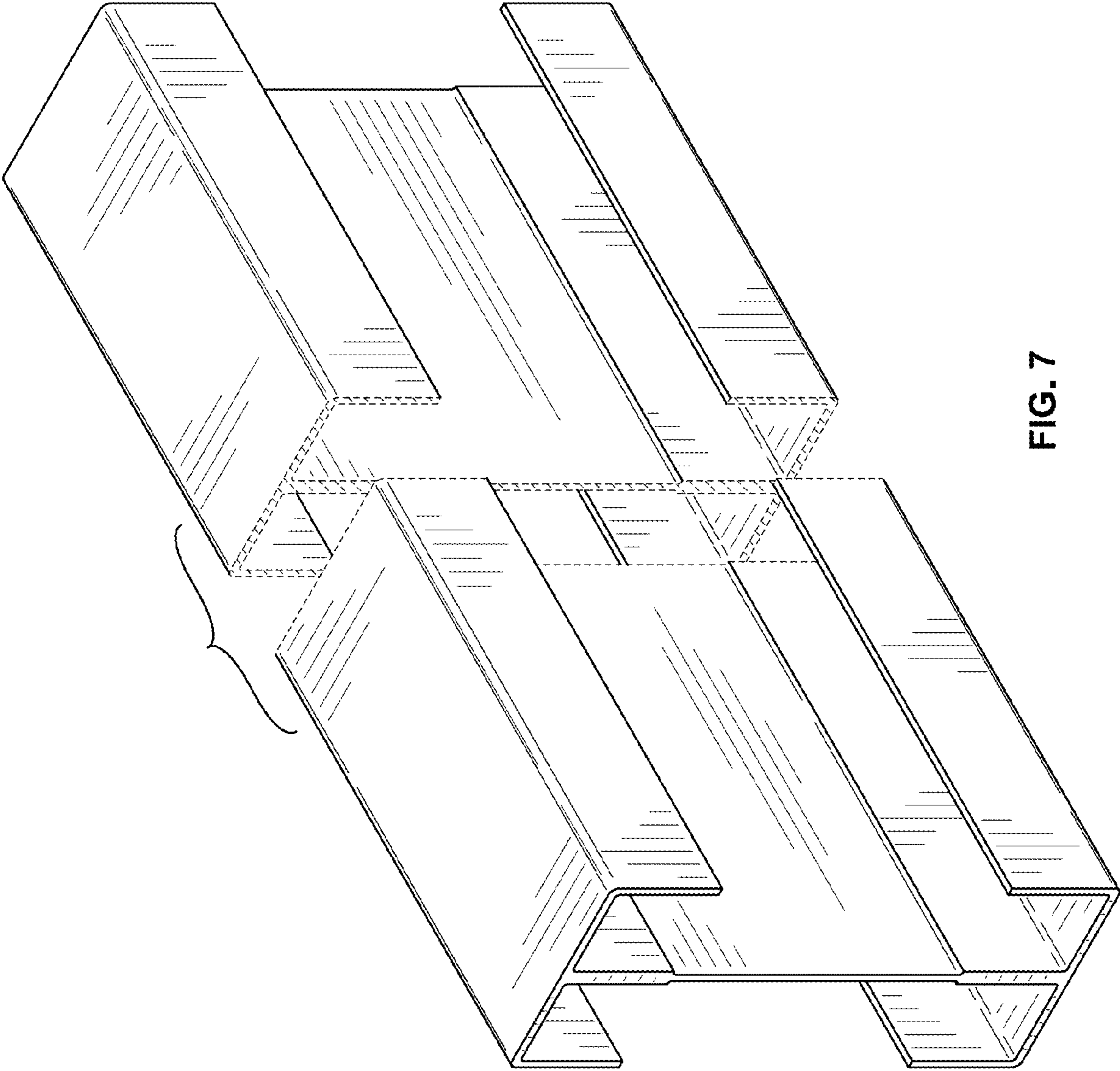


FIG. 7