



US00D879992S

(12) **United States Design Patent**
Li

(10) **Patent No.:** **US D879,992 S**
(45) **Date of Patent:** **** Mar. 31, 2020**

(54) **SEX TOY**
(71) Applicant: **Yingzhong Li**, Guangzhou (CN)
(72) Inventor: **Yingzhong Li**, Guangzhou (CN)
(**) Term: **15 Years**
(21) Appl. No.: **29/714,311**
(22) Filed: **Nov. 22, 2019**
(51) **LOC (12) Cl.** **28-03**
(52) **U.S. Cl.**
USPC **D24/215**
(58) **Field of Classification Search**
USPC 601/15, 18, 19, 27, 28, 29, 30, 31, 32,
601/46, 47, 48, 52, 72, 99, 112, 113, 118,
601/135, 137, DIG. 12, DIG. 14, DIG. 15,
601/DIG. 16, DIG. 17; D24/200, 211,
D24/212, 213, 214, 215; D30/160;
600/38, 39, 40, 41
CPC A61H 19/32; A61H 19/40; A61H 19/34;
A61H 19/50; A61H 21/00; A61H
2205/087; A61H 19/00
See application file for complete search history.

D697,631 S * 1/2014 Marshall D24/215
D698,452 S * 1/2014 Tai D24/215
D700,347 S * 2/2014 Sedic D24/215
D702,363 S * 4/2014 Tai D24/215
D712,059 S * 8/2014 Sedic D24/215
D714,953 S * 10/2014 Marshall D24/215
D723,179 S * 2/2015 Elliott D24/215
D727,524 S * 4/2015 Qian D24/215
D727,525 S * 4/2015 Qian D24/215
D732,683 S * 6/2015 Zhang D24/215
D739,951 S * 9/2015 Tai D24/215

(Continued)

OTHER PUBLICATIONS

Amazon, "Clitoral Sucking Toy", Jan. 16, 2020. [*Primary Examiner* — Cynthia Ramirez
Assistant Examiner — Michael A Maharajh
\(74\) *Attorney, Agent, or Firm* — Jie Yang; ZANIP](https://www.amazon.com/Sucking-Vibrating-Simulator-Vibration-T-Shirt/dp/B0828K3V4J/ref=pd_sbs_121_23?encoding=UTF8&pd_rd_i=B0828K3V4J&pd_rd_r=33a67589-eaac-458a-a911-7a3e8b506fb4&pd_rd_w=BcU2s&pd_rd_wg=Gt9gt&pf_rd_p=bdd201df-734f-454e-883c-73b0d8ccd4c3&p. (Year: 2020).*</p></div>
<div data-bbox=)

(57) **CLAIM**

The ornamental design for a sex toy, as shown and described.

DESCRIPTION

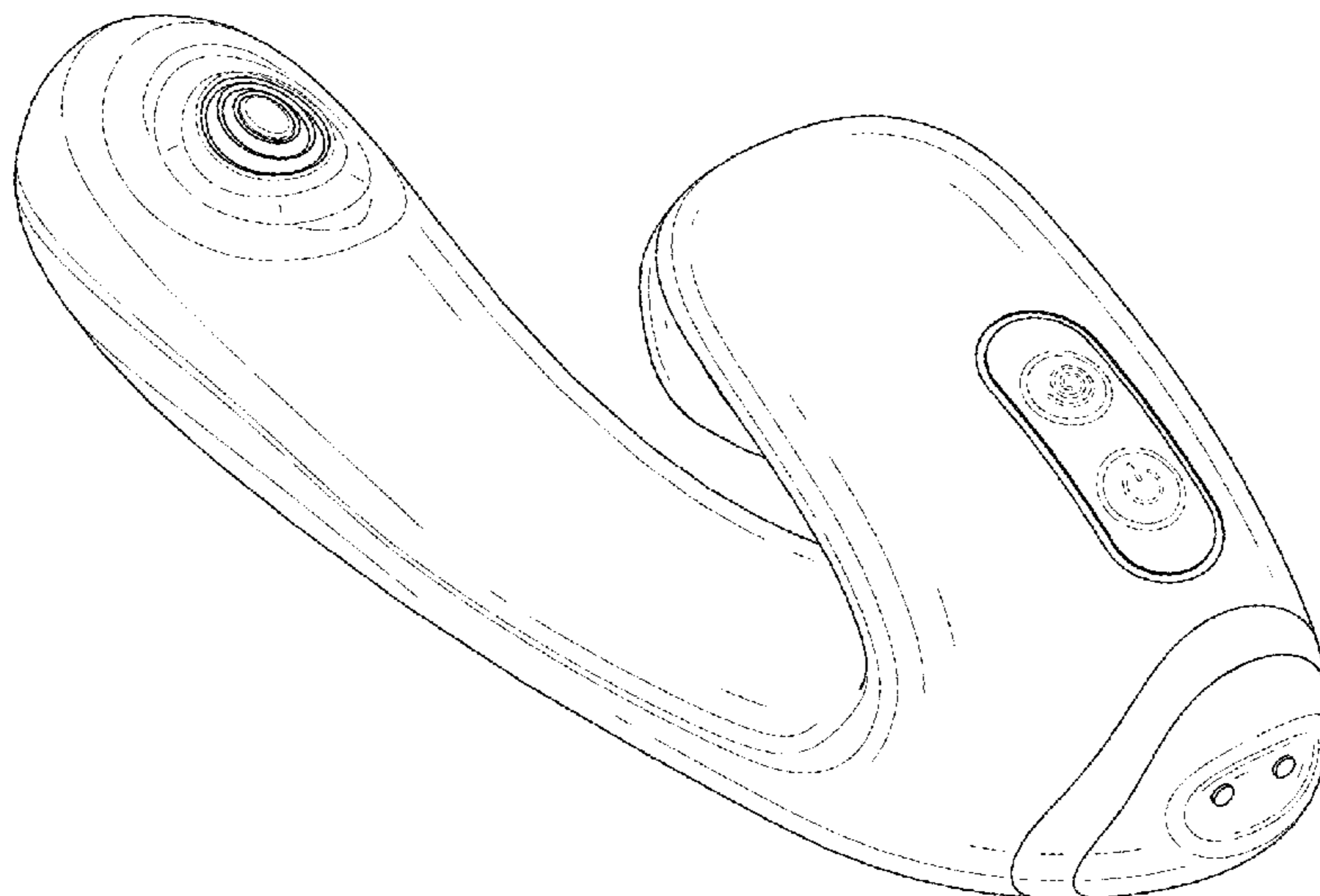
FIG. 1 is a front perspective view of a sex toy, showing, my new design;
FIG. 2 is a rear perspective view thereof;
FIG. 3 is a front elevational view thereof;
FIG. 4 is a rear elevational view thereof;
FIG. 5 is a left side elevational view thereof;
FIG. 6 is a right side elevational view thereof;
FIG. 7 is a top plan view thereof; and,
FIG. 8 is a bottom plan view thereof.
The broken lines in the figures illustrate portions of the sex toy that form no part of the claimed design.

1 Claim, 8 Drawing Sheets

(56) **References Cited**

U.S. PATENT DOCUMENTS

D509,301 S * 9/2005 Talbot D24/215
D603,052 S * 10/2009 Bauer D24/214
D605,779 S * 12/2009 Murison D24/215
D630,762 S * 1/2011 Elliott D24/215
D630,764 S * 1/2011 Elliott D24/215
D637,308 S * 5/2011 Imboden D24/215
D639,444 S * 6/2011 A D24/214
D652,942 S 1/2012 Murison
D665,094 S * 8/2012 Sedic D24/215
D681,221 S * 4/2013 Chen D24/215
D681,224 S * 4/2013 Chen D24/215
D685,492 S * 7/2013 Chen D24/215
D688,381 S * 8/2013 Marshall D24/215
D688,383 S * 8/2013 Manabe D24/215
D693,935 S * 11/2013 Chen D24/215
D693,936 S * 11/2013 Chen D24/215



(56)

References Cited

U.S. PATENT DOCUMENTS

D742,535 S * 11/2015 Wu D24/215
D750,797 S * 3/2016 Mannheim D24/215
D772,419 S * 11/2016 Courtion D24/200
D795,445 S * 8/2017 Marshall D24/215
D795,446 S * 8/2017 Marshall D24/215
D802,783 S * 11/2017 Marshall D24/215
D818,144 S * 5/2018 Cheung D24/215
D829,922 S * 10/2018 Sedic D24/215
D834,214 S * 11/2018 Marshall D24/215
D838,862 S * 1/2019 Sedic D24/215
D839,441 S * 1/2019 Harashima D24/215
D844,804 S * 4/2019 Sedic D24/215
D854,179 S * 7/2019 Cheung D24/215
D854,181 S * 7/2019 Wei D24/215
D854,702 S * 7/2019 Cheung D24/215
2008/0009775 A1* 1/2008 Murison A61H 19/34
601/46
2013/0331745 A1* 12/2013 Sedic A61H 19/34
601/46
2014/0088350 A1* 3/2014 Nan A61H 19/34
600/38
2014/0228629 A1* 8/2014 Baetica A61H 19/34
600/38
2015/0174001 A1* 6/2015 Milton A61H 21/00
600/41
2015/0231024 A1* 8/2015 Sedic A61H 19/50
600/38
2017/0027809 A1* 2/2017 Lenke A61H 19/34
2018/0140504 A1* 5/2018 Chang A61H 23/02

* cited by examiner

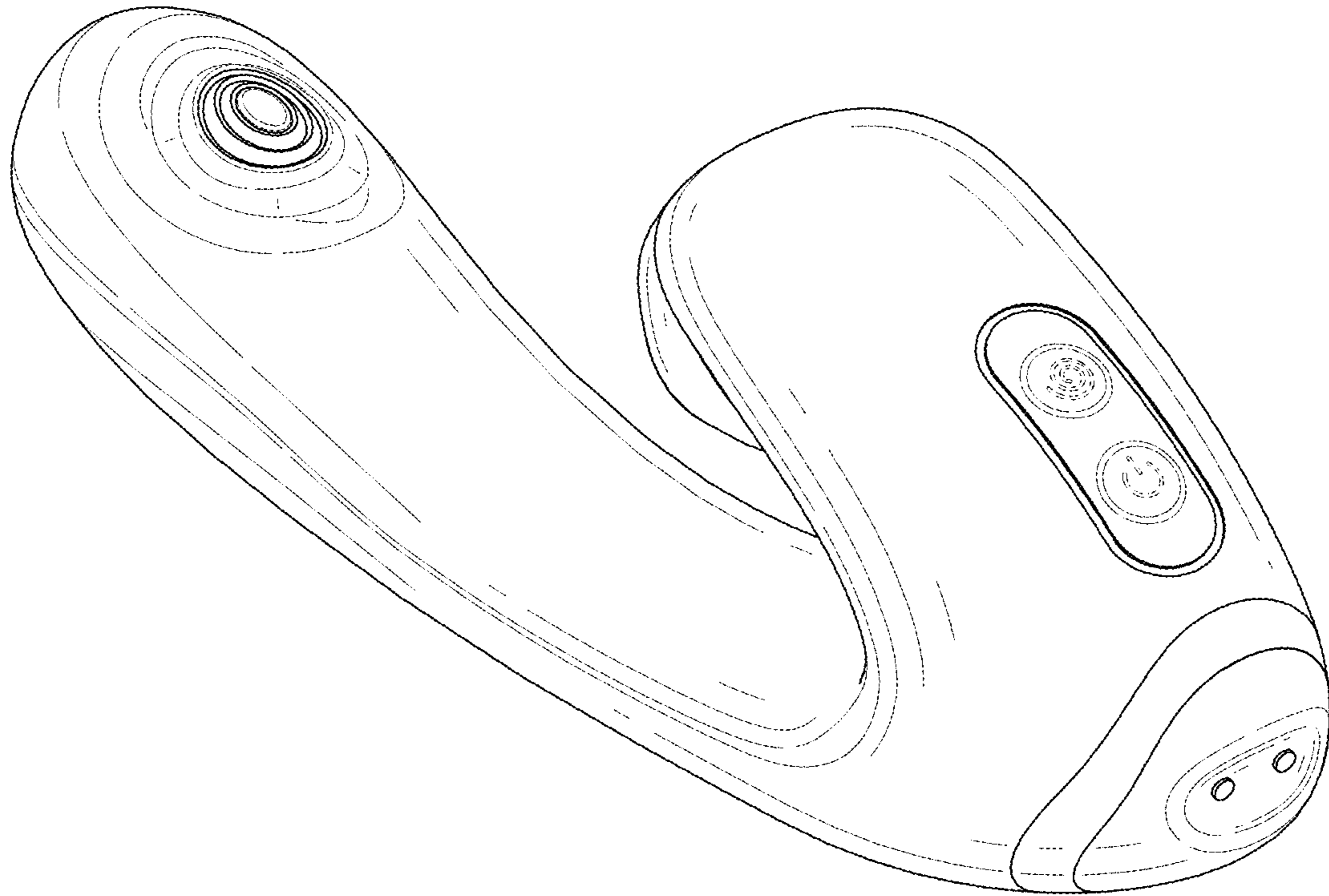


FIG. 1

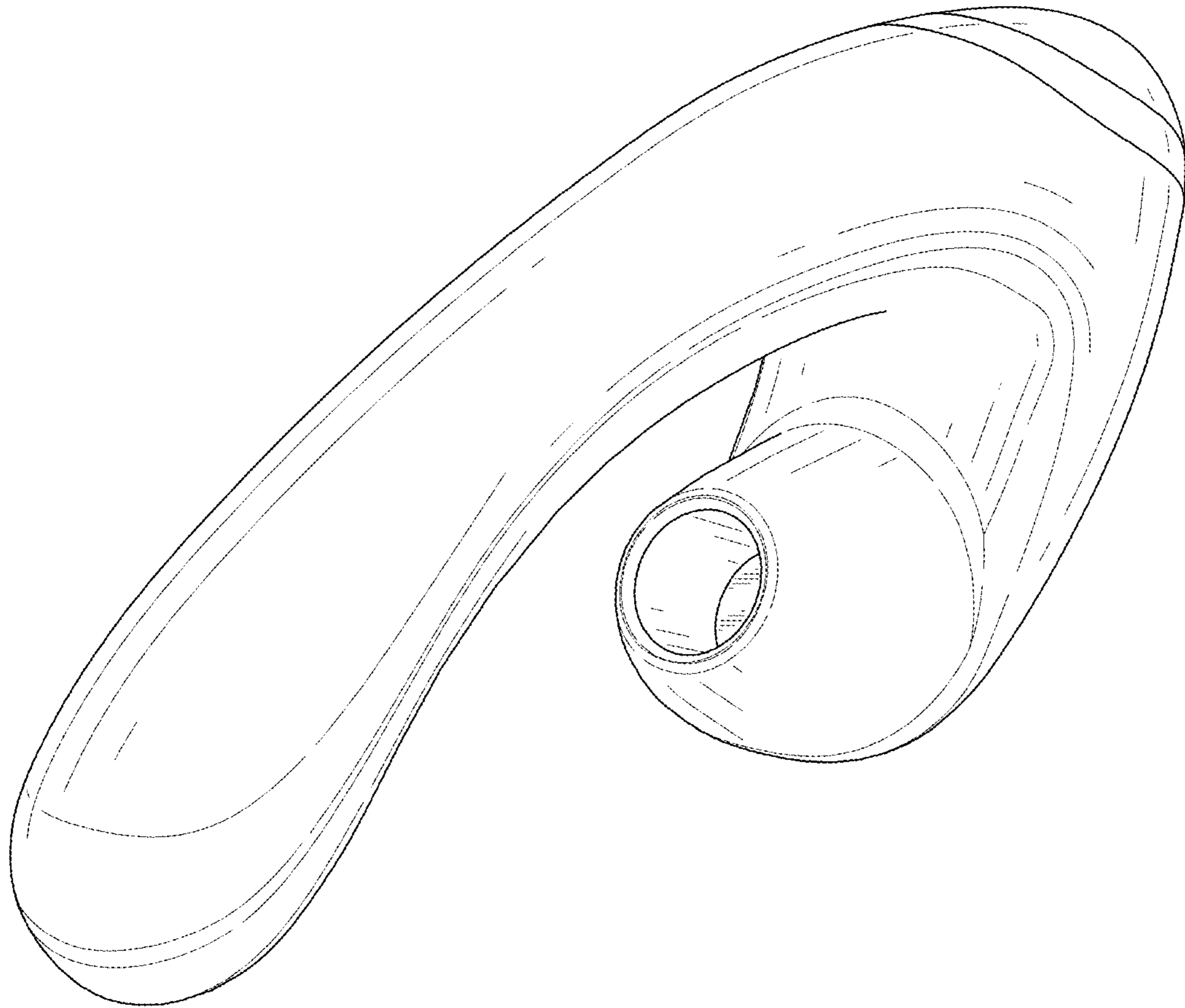


FIG. 2

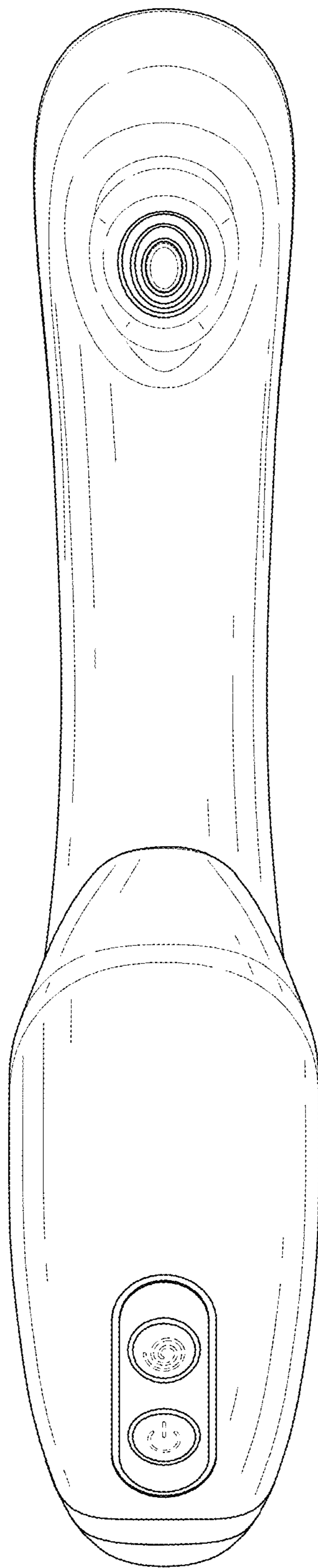


FIG. 3

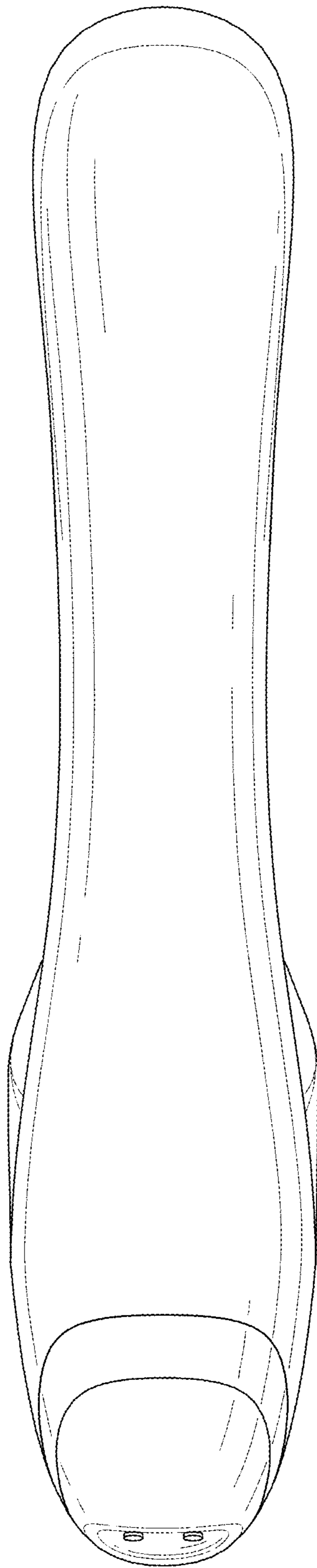


FIG. 4

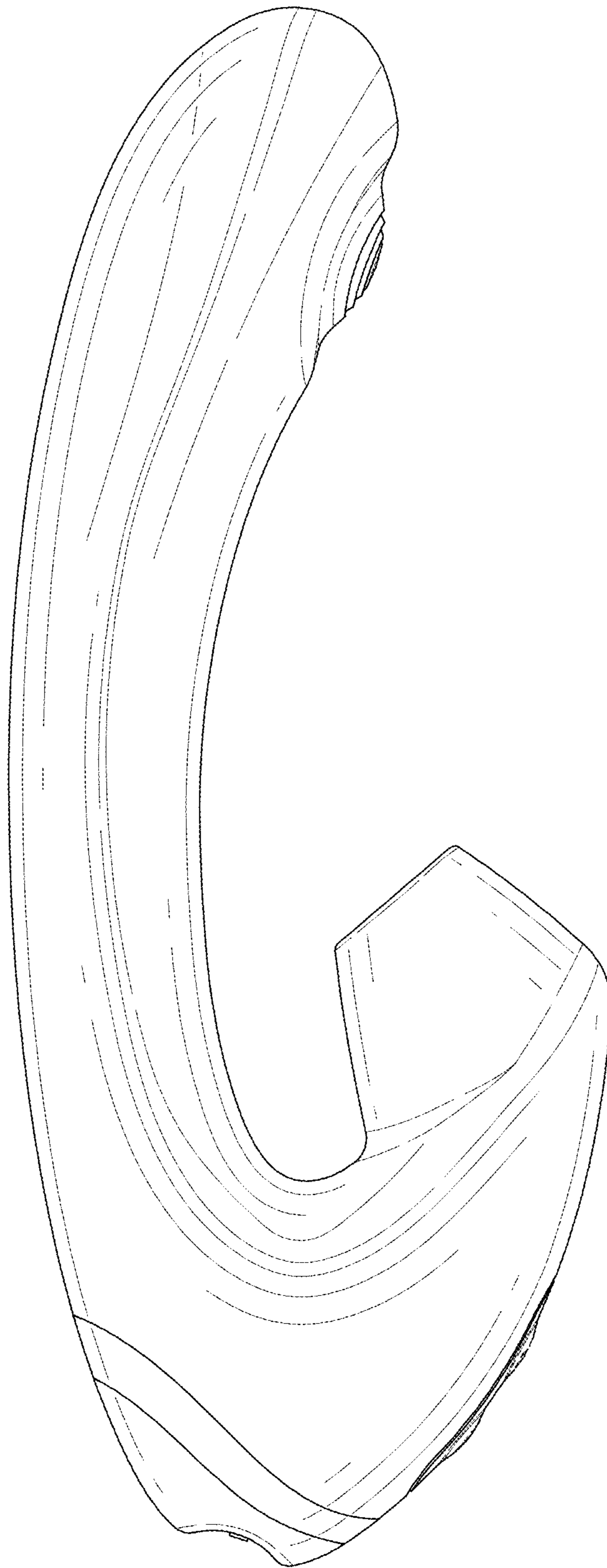


FIG. 5




FIG. 6

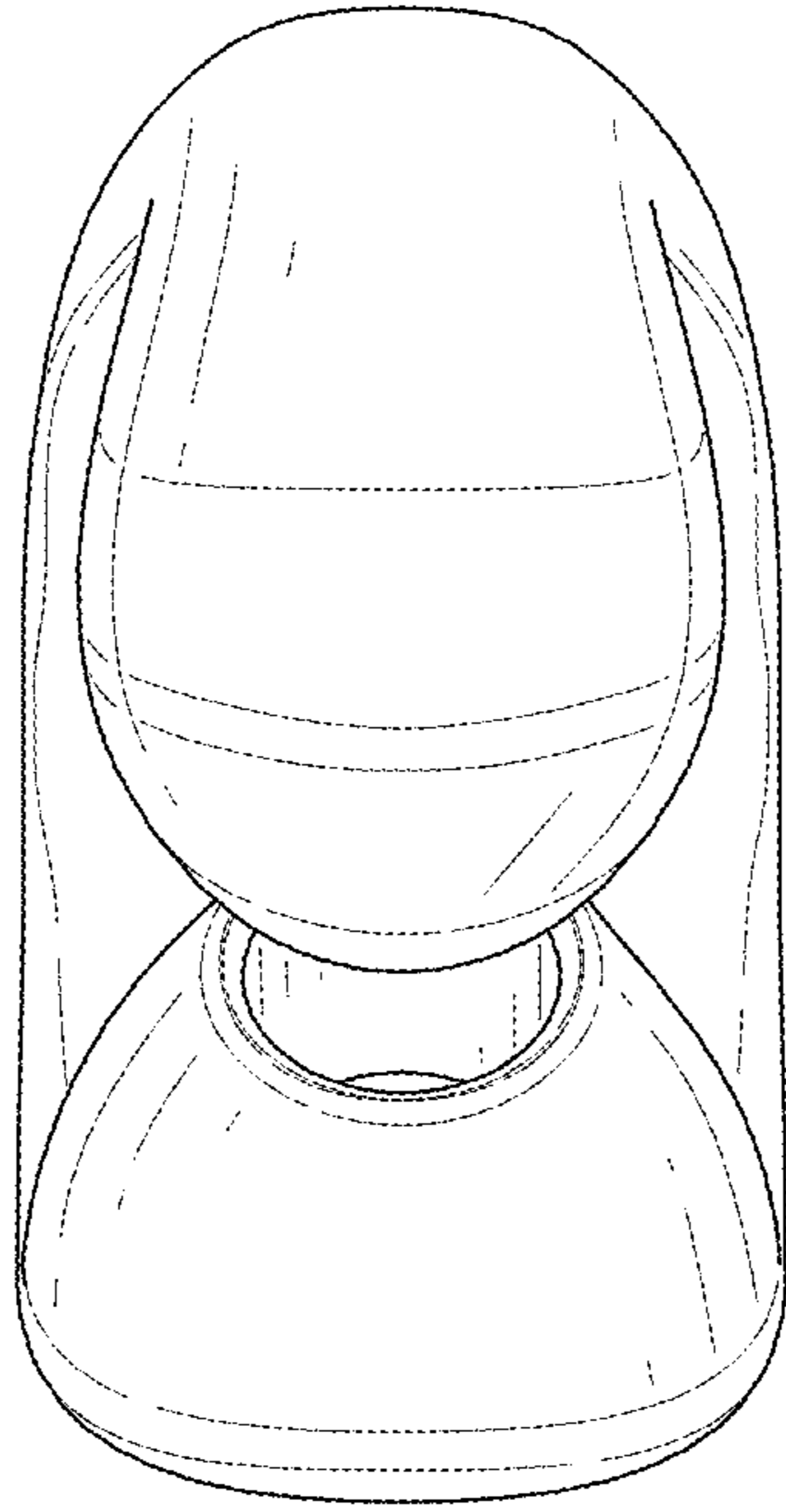


FIG. 7

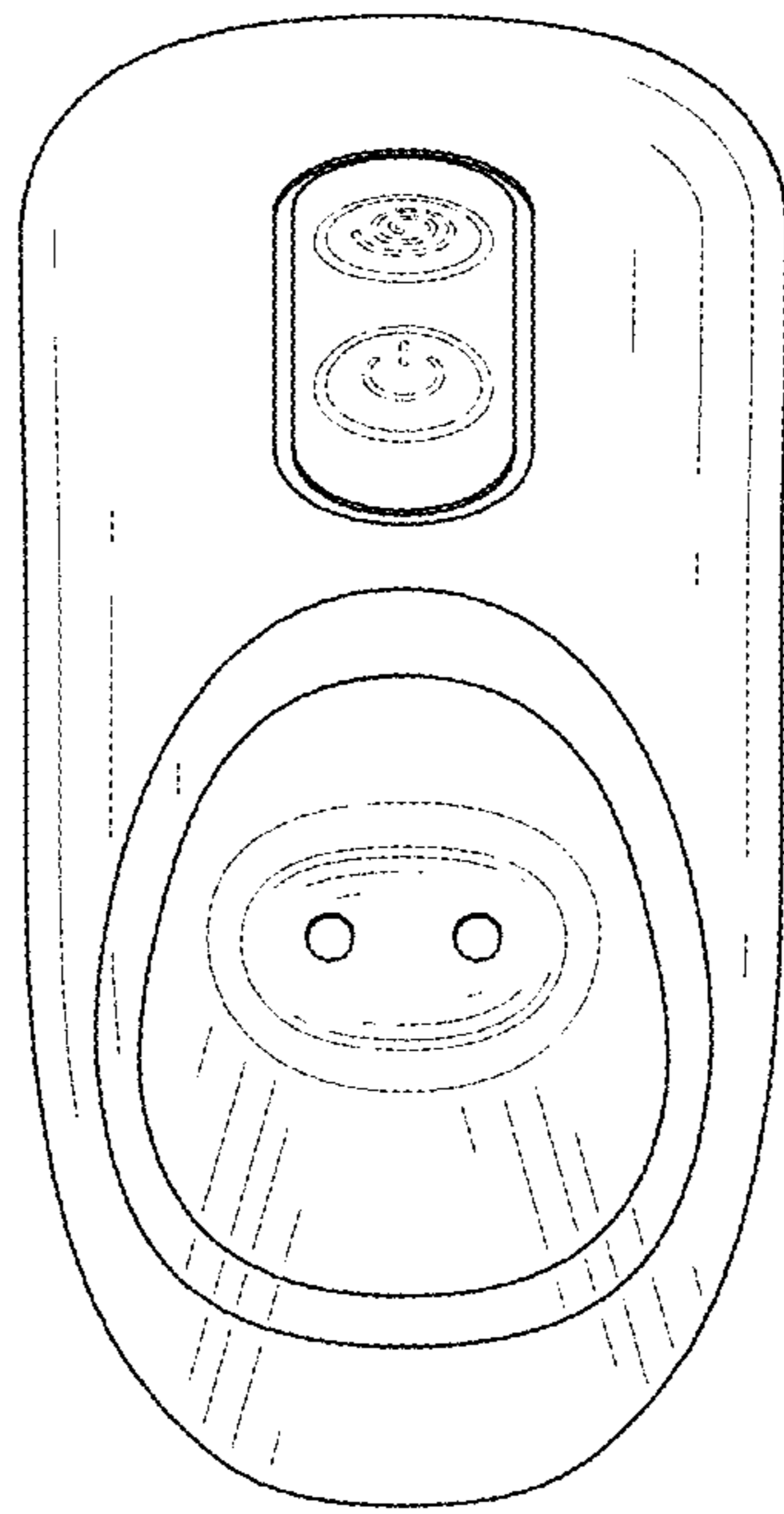


FIG. 8