



US00D879988S

(12) **United States Design Patent**
Zhou

(10) **Patent No.:** **US D879,988 S**
(45) **Date of Patent:** **** Mar. 31, 2020**

(54) **MALE MASTURBATION TOOL**
(71) Applicant: **SHENZHEN ZHUOLE**
E-COMMERCE CO., LTD, Shenzhen
(CN)
(72) Inventor: **Dan Zhou**, Shenzhen (CN)
(73) Assignee: **SHENZHEN ZHUOLE**
E-COMMERCE CO., LTD, Shenzhen
(CN)

5,683,383 A * 11/1997 Russell A61F 5/41
600/39
5,782,818 A * 7/1998 Shubin A61B 10/0058
600/38
6,149,580 A * 11/2000 Dabney A61H 19/00
600/38
6,436,029 B1 * 8/2002 Benderev A61F 2/0009
128/885
D523,151 S * 6/2006 Telford D24/215
D523,152 S * 6/2006 Telford D24/215
D674,477 S * 1/2013 Beresford-Wylie D24/105
(Continued)

(**) Term: **15 Years**

OTHER PUBLICATIONS

(21) Appl. No.: **29/700,912**

Amazon, "Penis Training Vibrator Male Masturbator", Jun. 28, 2019. https://www.amazon.com/Penis-Training-Vibrator-Male-Masturbator/dp/B07SB315PR/ref=cm_cr_arp_d_product_top?ie=UTF8. Shown on p. 1. (Year: 2019).*

(22) Filed: **Aug. 6, 2019**

(51) **LOC (12) Cl.** **28-03**

(52) **U.S. Cl.**

USPC **D24/215**

(58) **Field of Classification Search**

USPC 601/15, 18, 19, 46, 47, 48, 52, 99, 112,
601/113, 118, 125, 129, 134, 135, 137,
601/DIG. 12, DIG. 14, DIG. 15, DIG. 16,
601/DIG. 17; D24/133, 200, 211, 212,
D24/213, 214, 215; 600/38, 39, 40, 41;
604/317; 128/844

CPC A61H 19/32; A61H 2201/0153; A61H
19/50; A61H 2201/165; A61H 9/0057;
A61H 19/00

See application file for complete search history.

(Continued)

Primary Examiner — Cynthia Ramirez

Assistant Examiner — Michael A Maharajh

(57)

CLAIM

The ornamental design for a male masturbation tool, as shown and described.

DESCRIPTION

FIG. 1 is a perspective view of a male masturbation tool showing my new design;

FIG. 2 is another perspective view thereof;

FIG. 3 is a front elevational view thereof;

FIG. 4 is a rear elevational view thereof;

FIG. 5 is a left side elevational view thereof;

FIG. 6 is a right side elevational view thereof;

FIG. 7 is a top plan view thereof; and,

FIG. 8 is a bottom plan view thereof.

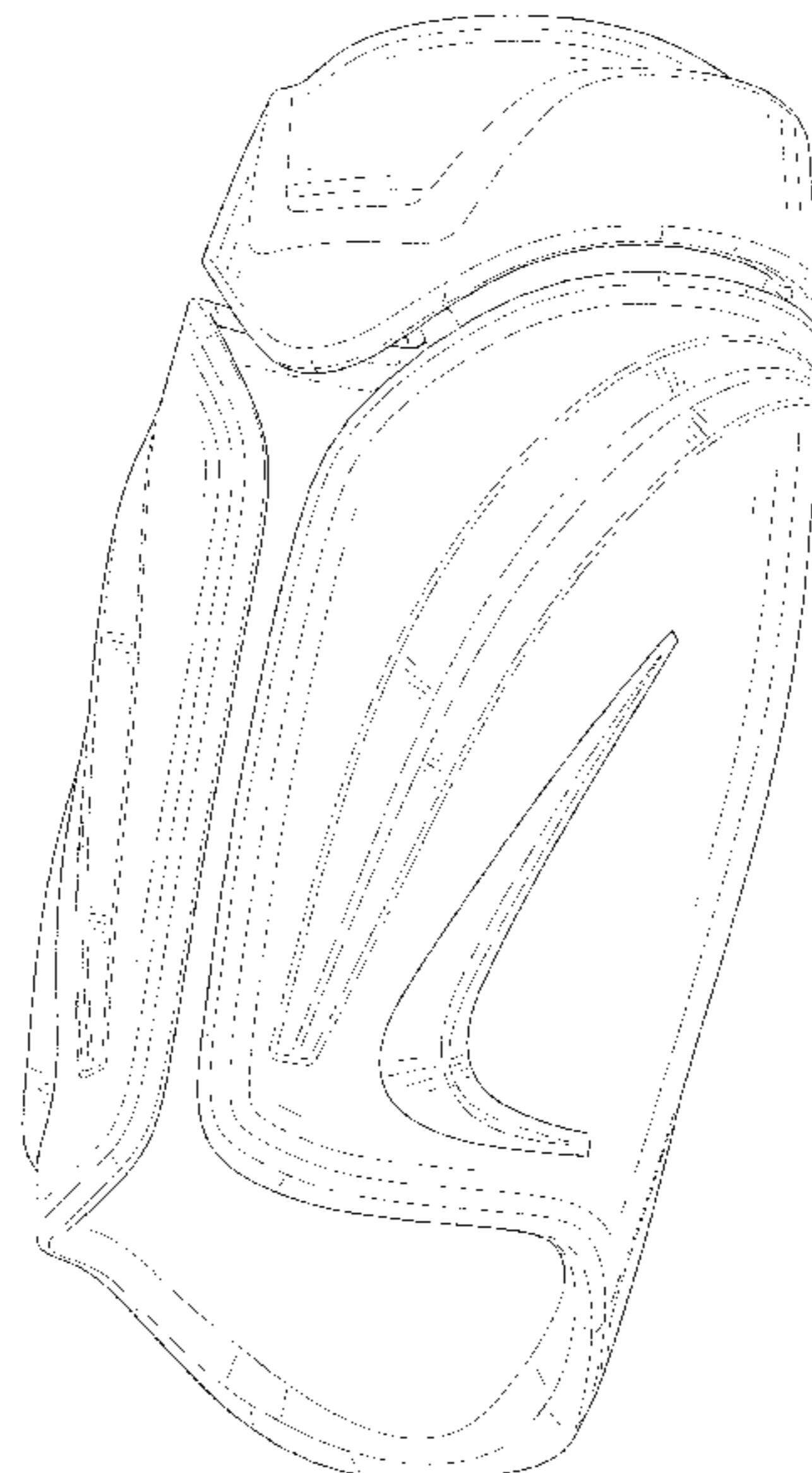
The broken lines in the drawings depict portions of the male masturbation tool that form no part of the claimed design.

(56) **References Cited**

U.S. PATENT DOCUMENTS

4,378,008 A * 3/1983 Osbon, Sr. A61F 5/41
600/38
4,523,584 A * 6/1985 Yachia A61F 2/26
600/38
5,377,692 A * 1/1995 Pfeil A61F 6/04
128/844

1 Claim, 8 Drawing Sheets



(56)

References Cited

U.S. PATENT DOCUMENTS

8,353,887 B2 * 1/2013 Matsuura A61B 10/0058
600/38
D694,897 S * 12/2013 Small D24/215
D819,222 S * 5/2018 Nelson D24/215
D846,754 S * 4/2019 Nelson D24/215
D857,912 S * 8/2019 Fuhner D24/215
2001/0044569 A1 * 11/2001 Naghar A61F 5/41
600/38
2004/0133070 A1 * 7/2004 Lin A61F 5/41
600/38
2006/0270898 A1 * 11/2006 Grace A61F 6/04
600/38
2008/0004577 A1 * 1/2008 Matsuura A61B 10/0058
604/317
2009/0024063 A1 * 1/2009 Kalvatanond A61N 5/0613
601/15
2012/0232335 A1 * 9/2012 Eisenberg A61H 19/32
600/38
2013/0023728 A1 * 1/2013 Adams A61F 5/41
600/39
2014/0275758 A1 * 9/2014 Shubin, Sr. B29C 45/2602
600/38
2016/0136035 A1 * 5/2016 Abramovitz A61H 19/32
601/136

2017/0071818 A1 * 3/2017 Chen A61H 19/44
2017/0231801 A1 * 8/2017 Matsuura A61H 19/00
600/38
2017/0231863 A1 * 8/2017 Murray A61H 19/30
600/38
2017/0367924 A1 * 12/2017 Nan A61H 19/32
2018/0021212 A1 * 1/2018 Matsuura A61H 19/00
600/38
2018/0021213 A1 * 1/2018 Haseltine A61H 19/32
600/38
2018/0028398 A1 * 2/2018 Ford, Sr. A61H 19/44
2018/0092798 A1 * 4/2018 Shao A61H 19/32

OTHER PUBLICATIONS

“Shuohuixuan Big Mouth, sucking Airplane Cup, Pocket vagina. Male masturbation Device, Intelligent Induction Heating Silicone Massager Extension Tools Men and Women Massager Conflict Chafing Enjoyable”, Retrieved Aug. 2, 2019. Retrieved from Internet, <https://www.amazon.co.uk/dp/B07VZT6VGS/>.

“A Hand Job Fully Automatic Expansion and Expansion Rotary Heating Hands-Free Electric Toys Help Yourself”, Retrieved Aug. 2, 2019]. Retrieved from Internet, <https://www.amazon.co.uk/Automatic-Expansion-Hands-Free-Electric-Yourself/dp/B07VQPP5PS/>.

* cited by examiner

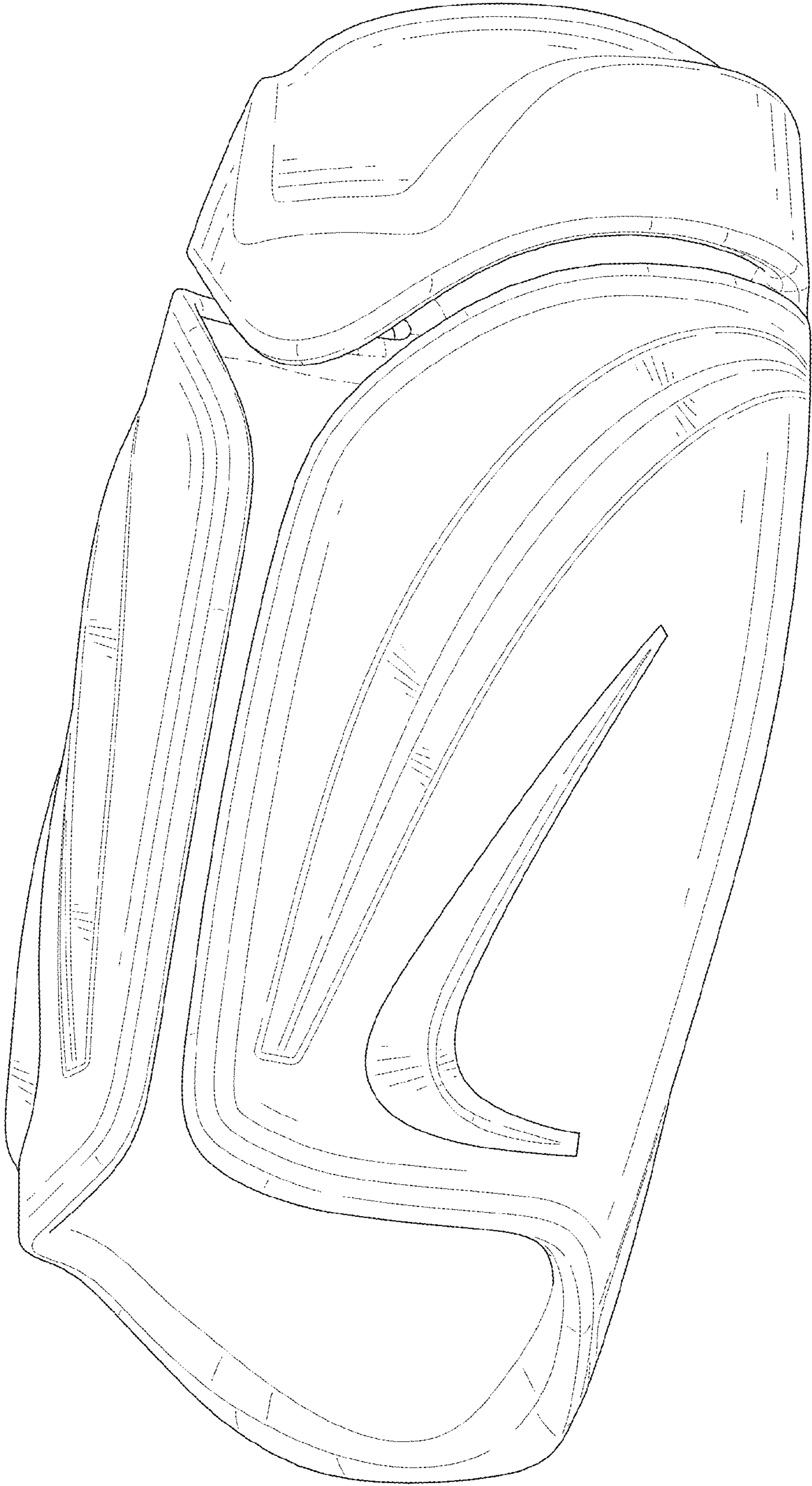


FIG. 1

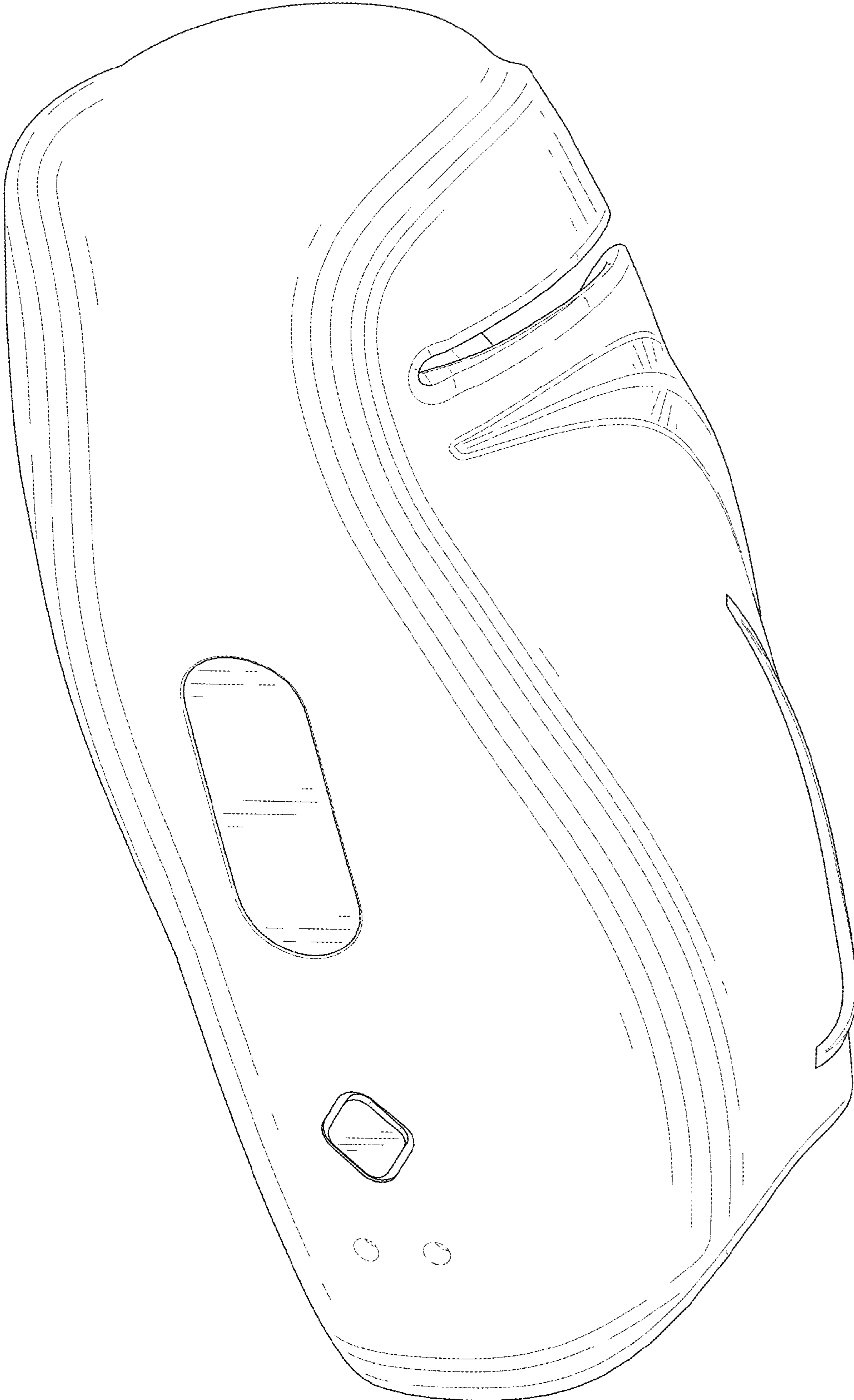


FIG. 2

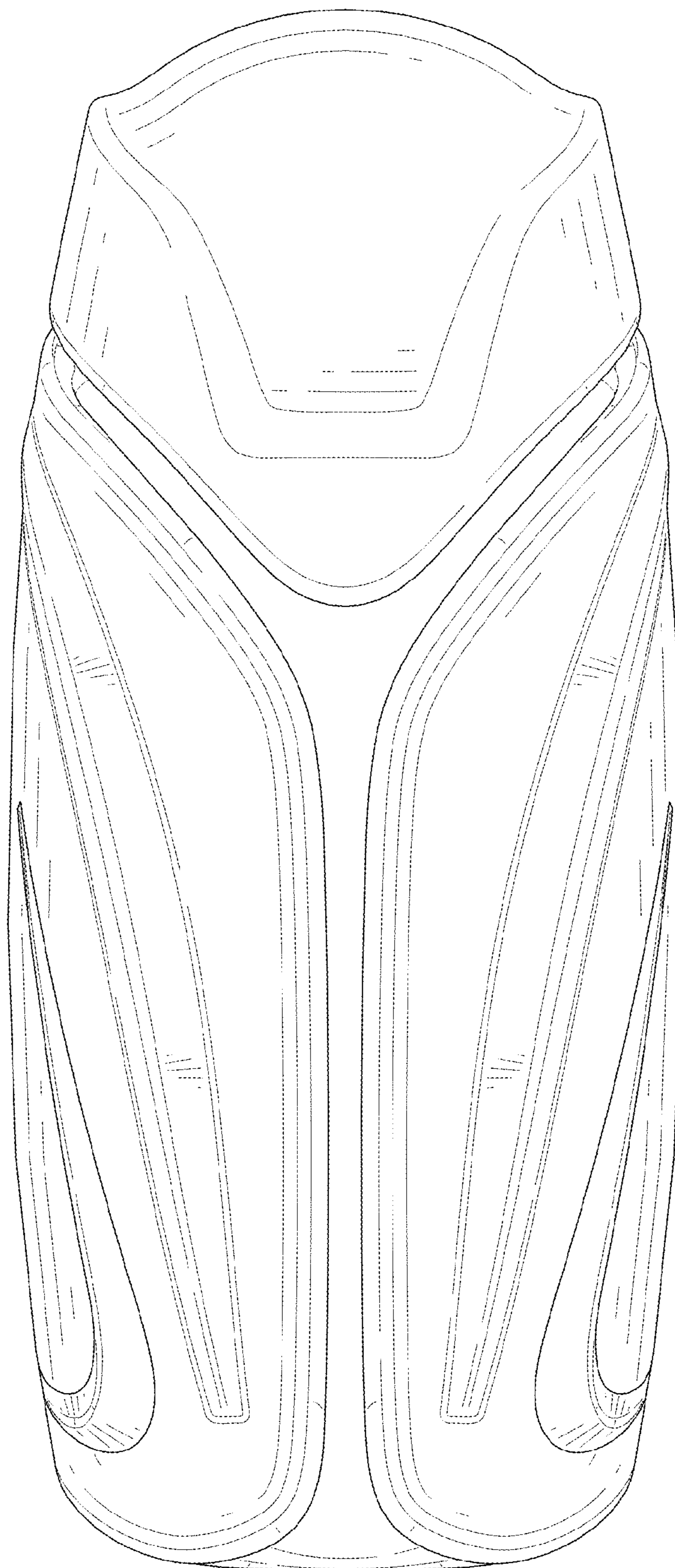


FIG. 3

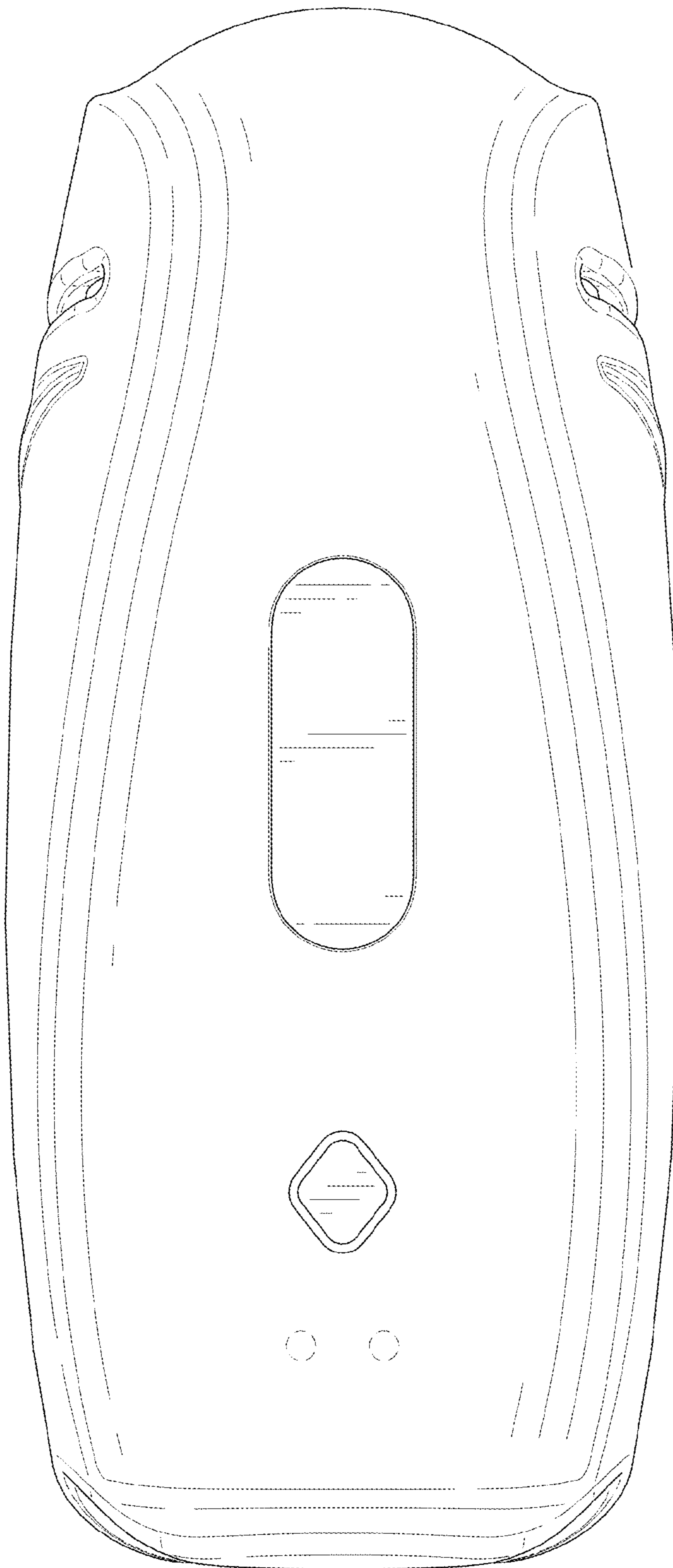


FIG. 4

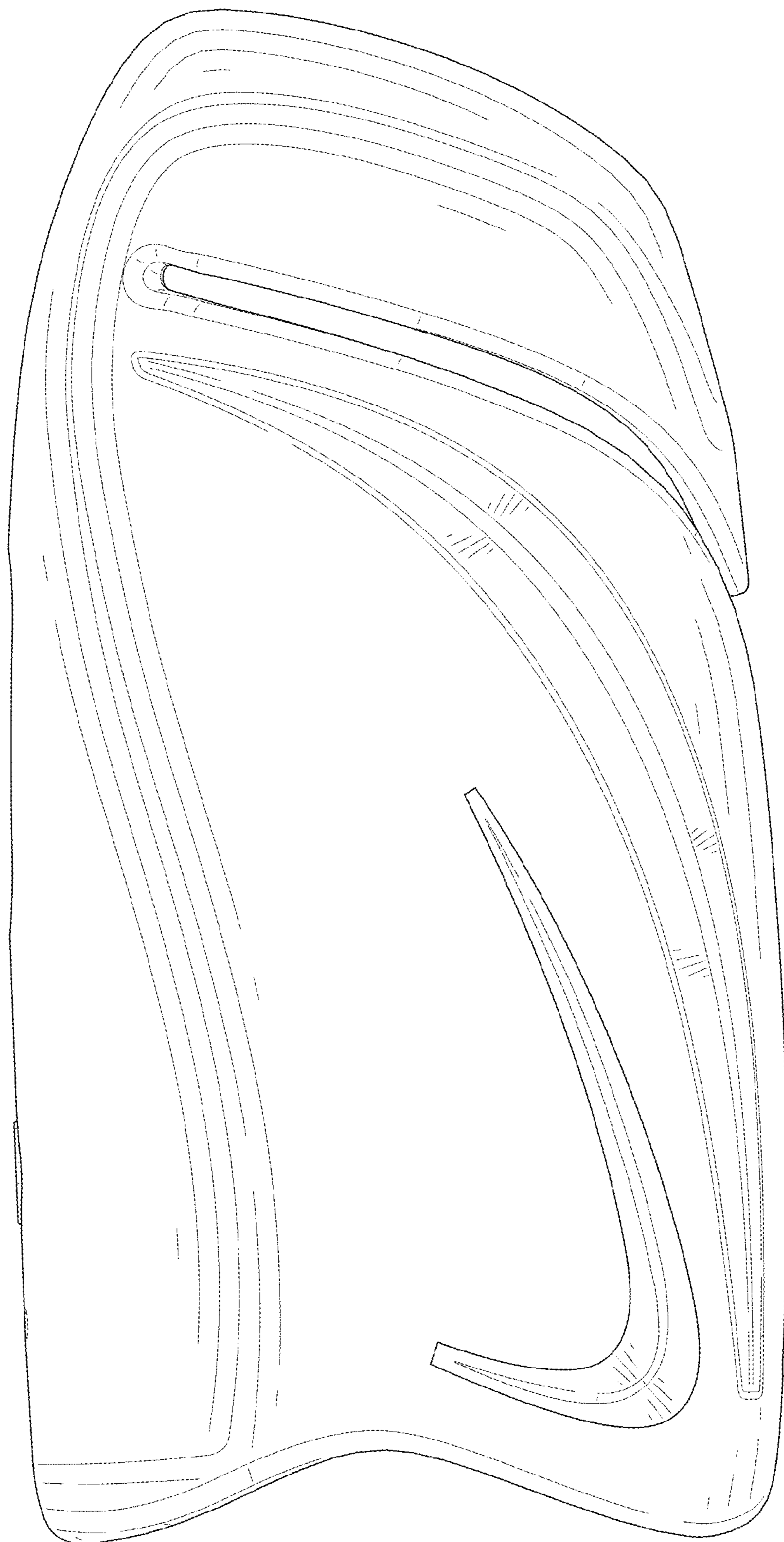


FIG. 5




FIG. 6

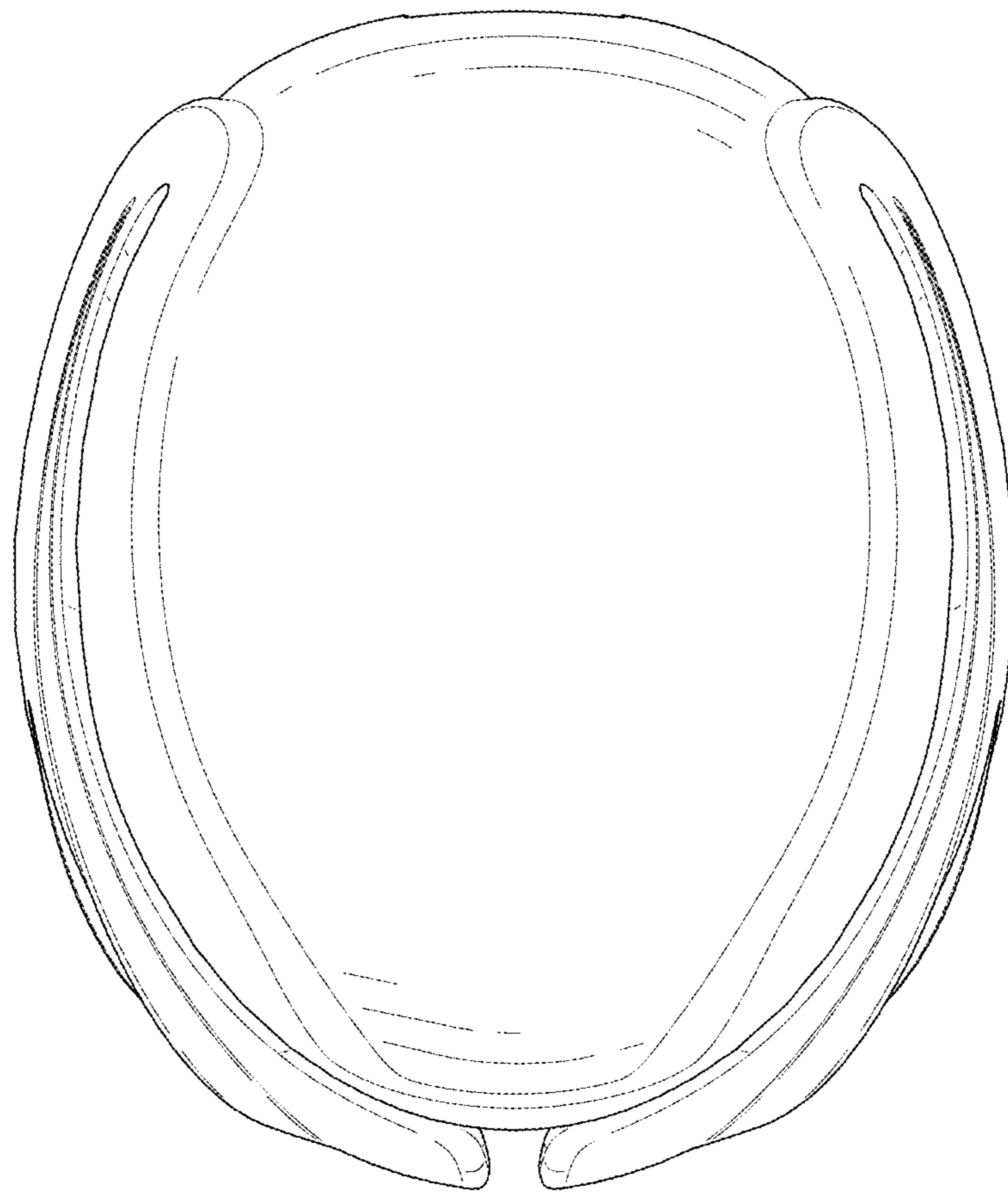


FIG. 7

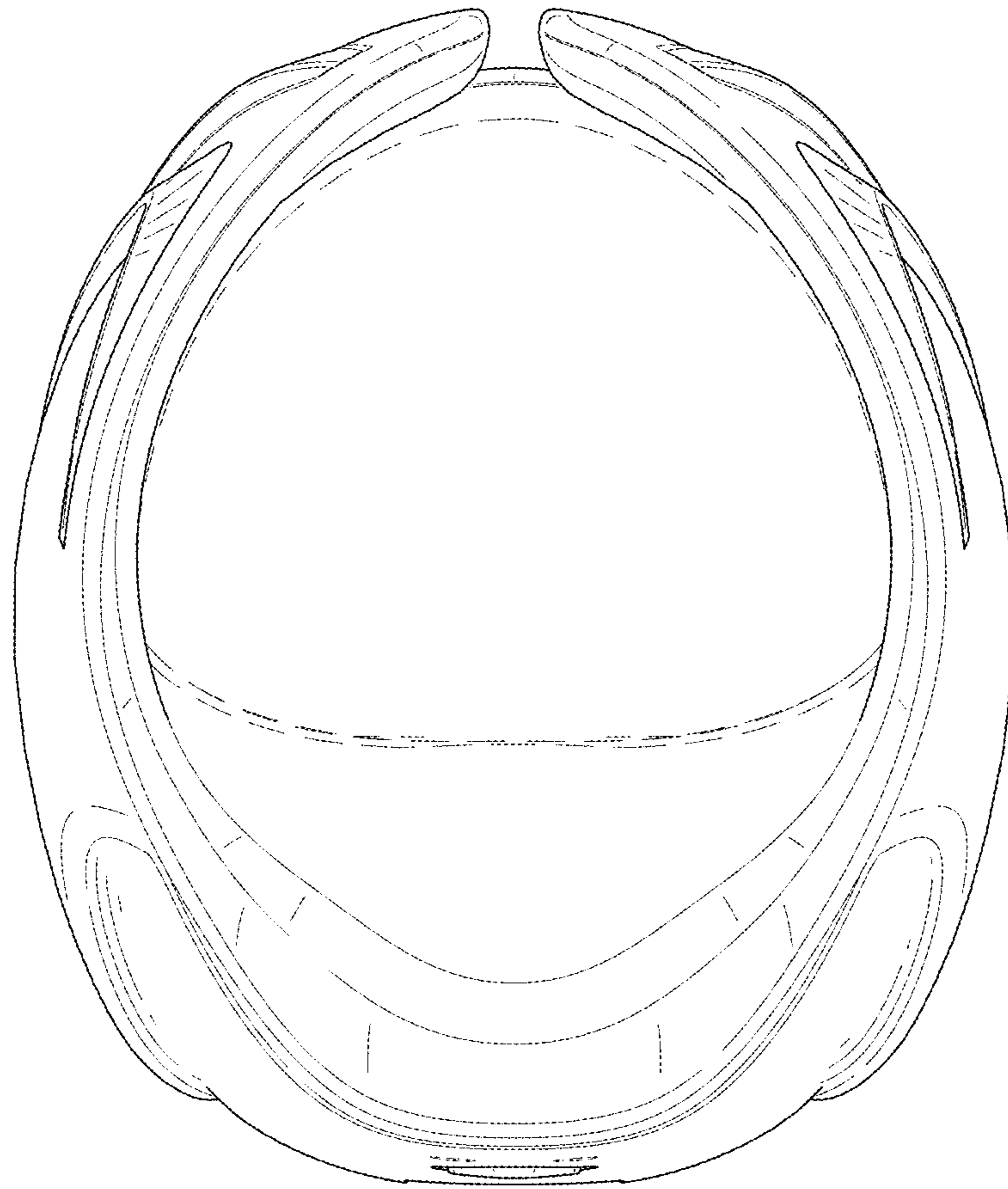


FIG. 8