



US00D879976S

(12) **United States Design Patent**
Hicken et al.

(10) **Patent No.:** **US D879,976 S**
(45) **Date of Patent:** **** Mar. 31, 2020**

- (54) **THERAPEUTIC ELASTIC SPORTS TAPE**
- (71) Applicant: **Blacktop Plus, LLC**, Carrollton, TX (US)
- (72) Inventors: **Matthew Hicken**, Frisco, TX (US);
Christian Hicken, Prosper, TX (US);
Nathan Ellison, Cedar Hills, UT (US);
Nicholas Hicken, Frisco, TX (US);
Steven Silvey, Garland, TX (US)
- (73) Assignee: **BLACKTOP PLUS, LLC**, Carrollton, TX (US)

(**) Term: **15 Years**

(21) Appl. No.: **29/659,581**

(22) Filed: **Aug. 9, 2018**

(51) **LOC (12) Cl.** **24-04**

(52) **U.S. Cl.**
USPC **D24/189**

(58) **Field of Classification Search**
USPC D24/127-130, 187-190; D20/42
CPC A61F 13/023; A61F 13/0259; A61F
2013/00412; A61F 2013/00846; A61F
13/0203; A61B 5/0408; A61N 1/0456;
Y10T 428/14; Y10T 428/15; Y10T
428/149; Y10T 428/1495; Y10T
428/1471; Y10T 428/24793; Y10T
428/24802; Y10T 428/1476; Y10T
428/24777; Y10T 428/2848
See application file for complete search history.

(56) **References Cited**

U.S. PATENT DOCUMENTS

- 6,506,175 B1 * 1/2003 Goldstein A61F 13/06
602/60
- 6,607,799 B1 * 8/2003 Heinecke G09F 3/0292
428/40.1

- D577,124 S * 9/2008 Freeland D24/189
- D594,561 S * 6/2009 Freeland D24/189
- D612,505 S * 3/2010 Arbesman D24/190
- D612,506 S * 3/2010 Arbesman D24/190
- D612,944 S * 3/2010 Arbesman D24/190
- D622,403 S * 8/2010 Arbesman D24/189
- D625,422 S * 10/2010 Arbesman D24/189
- D625,825 S * 10/2010 Arbesman D24/189
- D649,255 S * 11/2011 Kase D24/189
- D679,405 S * 4/2013 Arbesman D24/189
- D691,276 S * 10/2013 Bushby D24/189
- D737,986 S * 9/2015 Arbesman D24/189
- D743,566 S * 11/2015 Arbesman D24/189
- D795,442 S * 8/2017 Arbesman D24/189
- D850,559 S * 6/2019 Hoang D22/108
- 2008/0064996 A1 * 3/2008 Bretl A61F 7/02
602/21

* cited by examiner

Primary Examiner — Jennifer L Watkins

(74) *Attorney, Agent, or Firm* — Goodhue, Coleman & Owens, P.C.

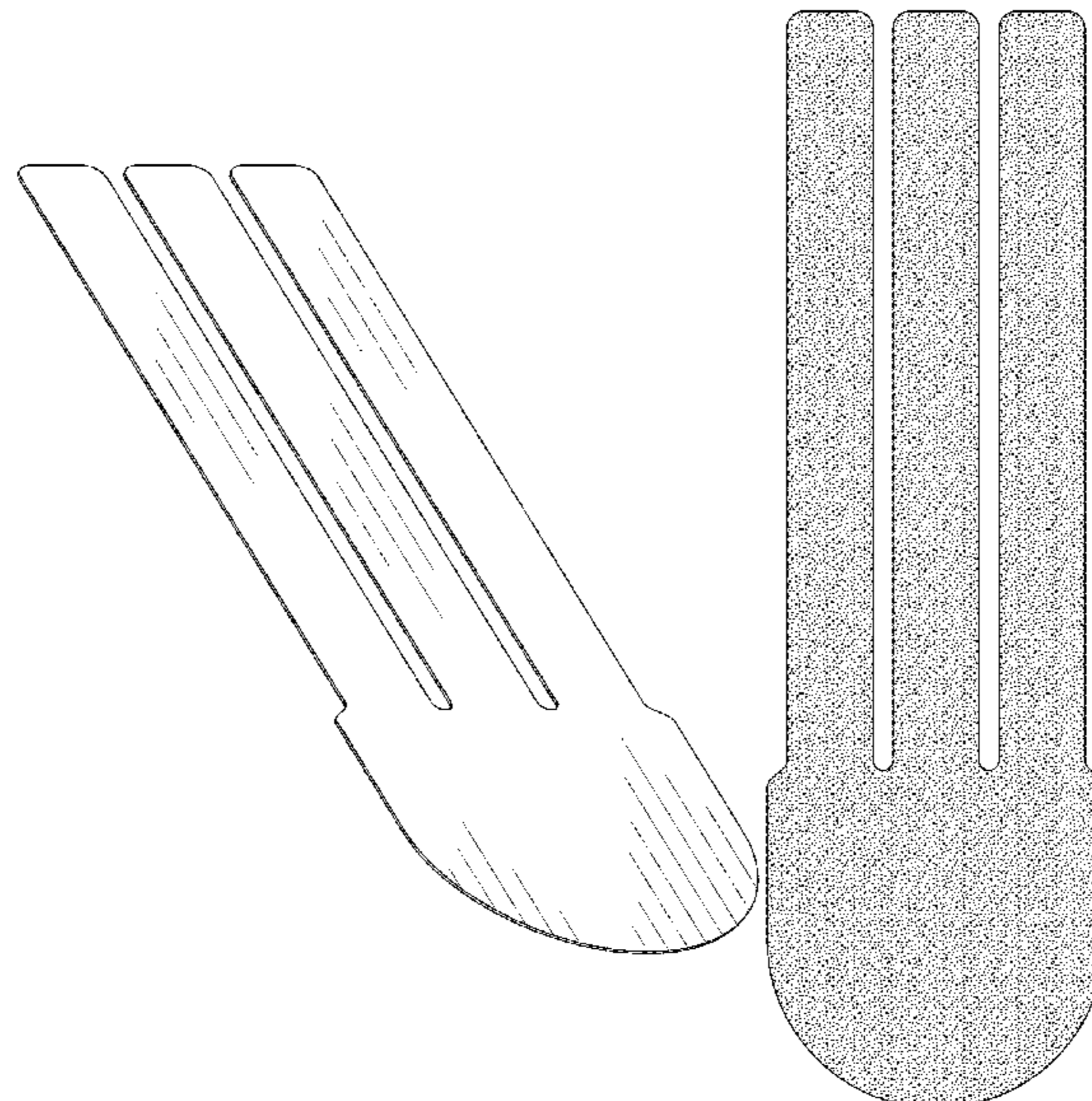
(57) **CLAIM**

The ornamental design for therapeutic elastic sports tape, as shown and described.

DESCRIPTION

FIG. 1 is a perspective view of therapeutic elastic sports tape;
 FIG. 2 is another perspective view thereof in use;
 FIG. 3 is a top view thereof;
 FIG. 4 is a bottom view thereof with shading for illustrating adhesive;
 FIG. 5 is a right side view thereof with the left side view being a mirror image;
 FIG. 6 is a front view thereof; and,
 FIG. 7 is a back view thereof.
 The broken lines shown in the figures illustrate portions of a user depicted environment that form no part of the claimed design.

1 Claim, 3 Drawing Sheets



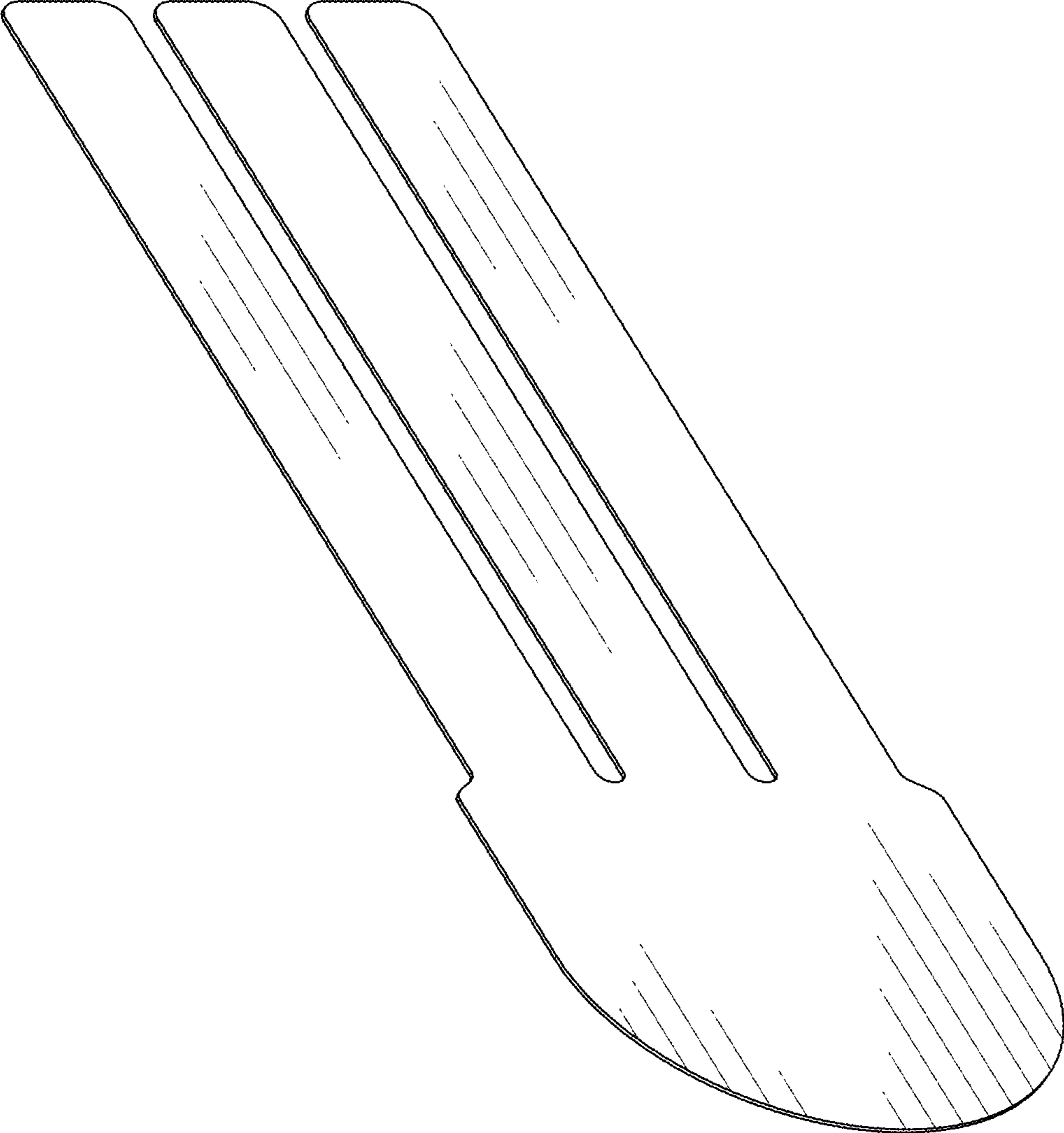


FIG. 1

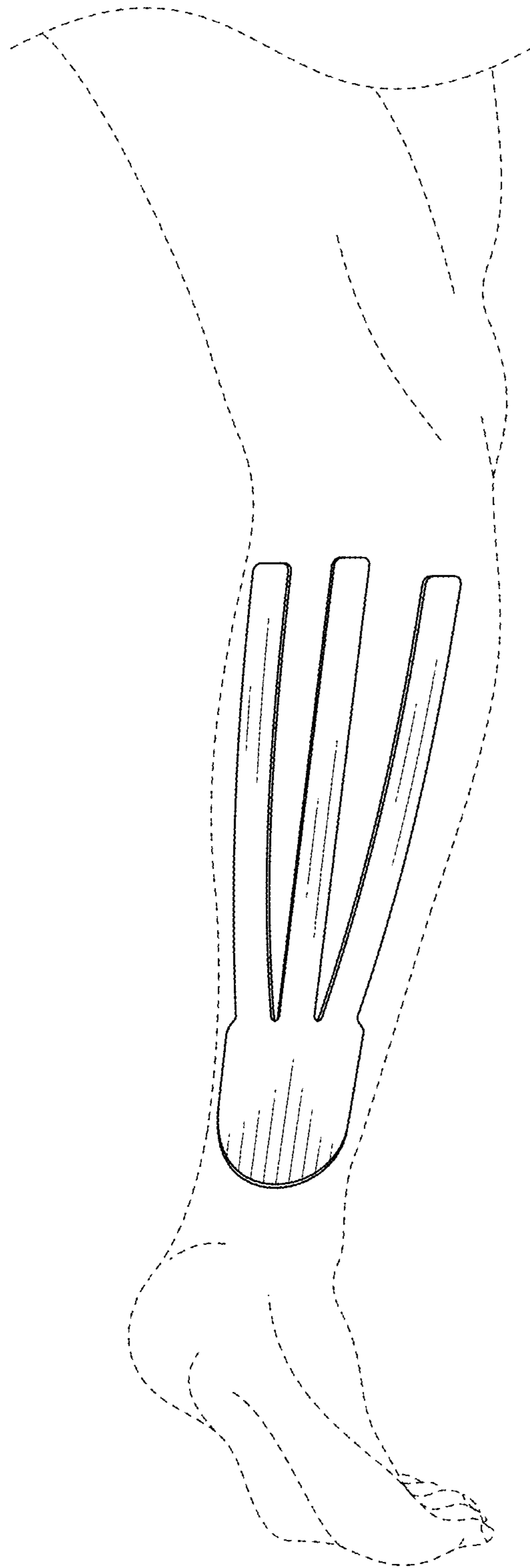


FIG. 2

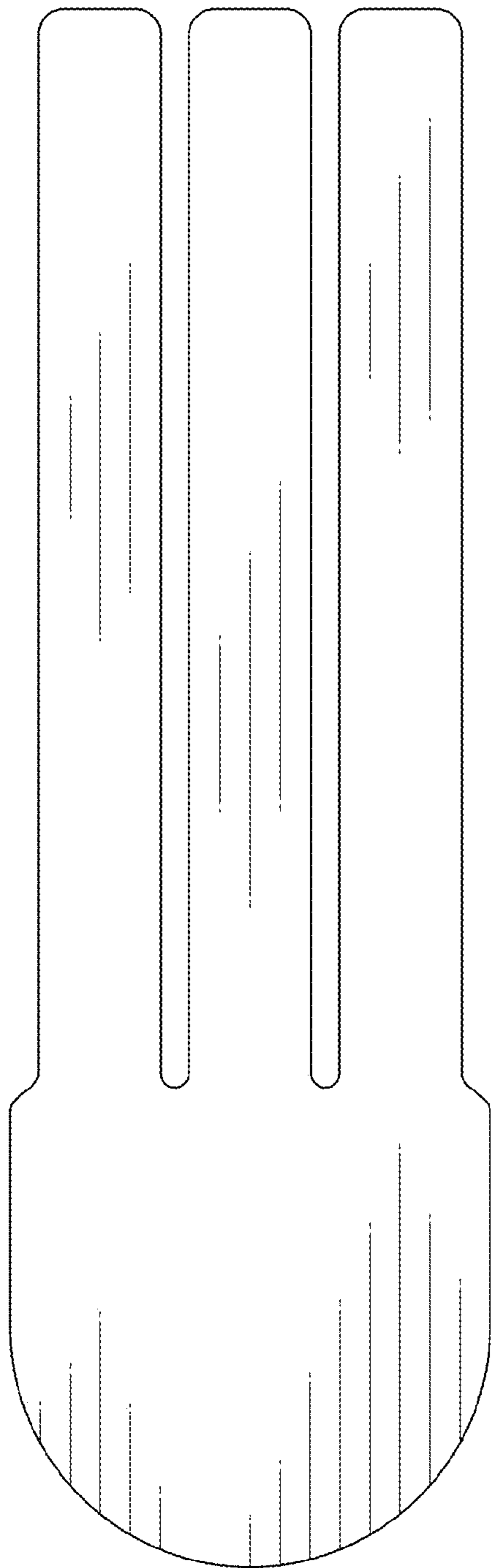


FIG. 3




FIG. 4




FIG. 5



FIG. 6



FIG. 7