



US00D879963S

(12) **United States Design Patent**
Searing

(10) **Patent No.:** **US D879,963 S**
(45) **Date of Patent:** **** Mar. 31, 2020**

- (54) **SKIN MARKER**
- (71) Applicant: **Beekley Corporation**, Bristol, CT (US)
- (72) Inventor: **Jody L. Searing**, Cheshire, CT (US)
- (73) Assignee: **BEEKLEY CORPORATION**, Bristol, CT (US)
- (**) Term: **15 Years**
- (21) Appl. No.: **29/655,445**
- (22) Filed: **Jul. 3, 2018**

- D643,928 S 8/2011 Dzierlatka
- D688,373 S 8/2013 Dzierlatka
- D702,839 S 4/2014 Apostolidis
- D750,778 S 3/2016 Wapler et al.
- D767,138 S 9/2016 Apostolidis

OTHER PUBLICATIONS

“Innovative Medical Products,” Beekley Medical, 2013, 7 pages.
“The Hummingbird Family of Bold-Based Monitoring Devices,” Innerspace, Access for Life, MKT050 Rev. A, 4 pages.
Hummingbird icons set. Shutterstock. <https://www.shutterstock.com/image-vector/hummingbird-icons-set-illustration-eps10-313183133?src=ehTQJUCEIXt8qCEi5rkiEw-1-32>.

Primary Examiner — Anhdao Doan

(74) *Attorney, Agent, or Firm* — McCarter & English, LLP

Related U.S. Application Data

- (62) Division of application No. 29/533,551, filed on Jul. 18, 2015, now Pat. No. Des. 824,031.
- (51) **LOC (12) Cl.** **24-01**
- (52) **U.S. Cl.**
USPC **D24/158**
- (58) **Field of Classification Search**
USPC D24/158–161, 124, 125, 189, 231; D5/5, D5/13, 26, 65
CPC A61B 90/39; A61B 2090/3908; A61B 2090/392; A61B 2090/3937; A61B 2090/395; A61B 2090/3966; A61B 2090/3983; A61B 5/066
See application file for complete search history.

(57) **CLAIM**

The ornamental design for a skin marker, as shown and described.

DESCRIPTION

FIG. 1 is a top plan view of a skin marker and showing the design;
FIG. 2 is a bottom plan view of the skin marker of FIG. 1, the bottom surfaces of which form no part of the claimed design;
FIG. 3 is a front elevational view of the skin marker of FIG. 1, the rear elevational view being identical to the front elevational view; and,
FIG. 4 is a right side elevational view of the skin marker of FIG. 1, the left side elevational view being identical to the right side elevational view.
In the drawings, the broken lines are included to illustrate portions of the skin marker that form no part of the claimed design. The broken lines form no part of the claimed design.

(56) **References Cited**

U.S. PATENT DOCUMENTS

- D139,975 S 1/1945 Park
- D141,252 S 5/1945 Straeter
- D559,985 S 1/2008 Dzierlatka
- D602,590 S 10/2009 Dzierlatka
- D627,469 S 11/2010 Dzierlatka

1 Claim, 1 Drawing Sheet

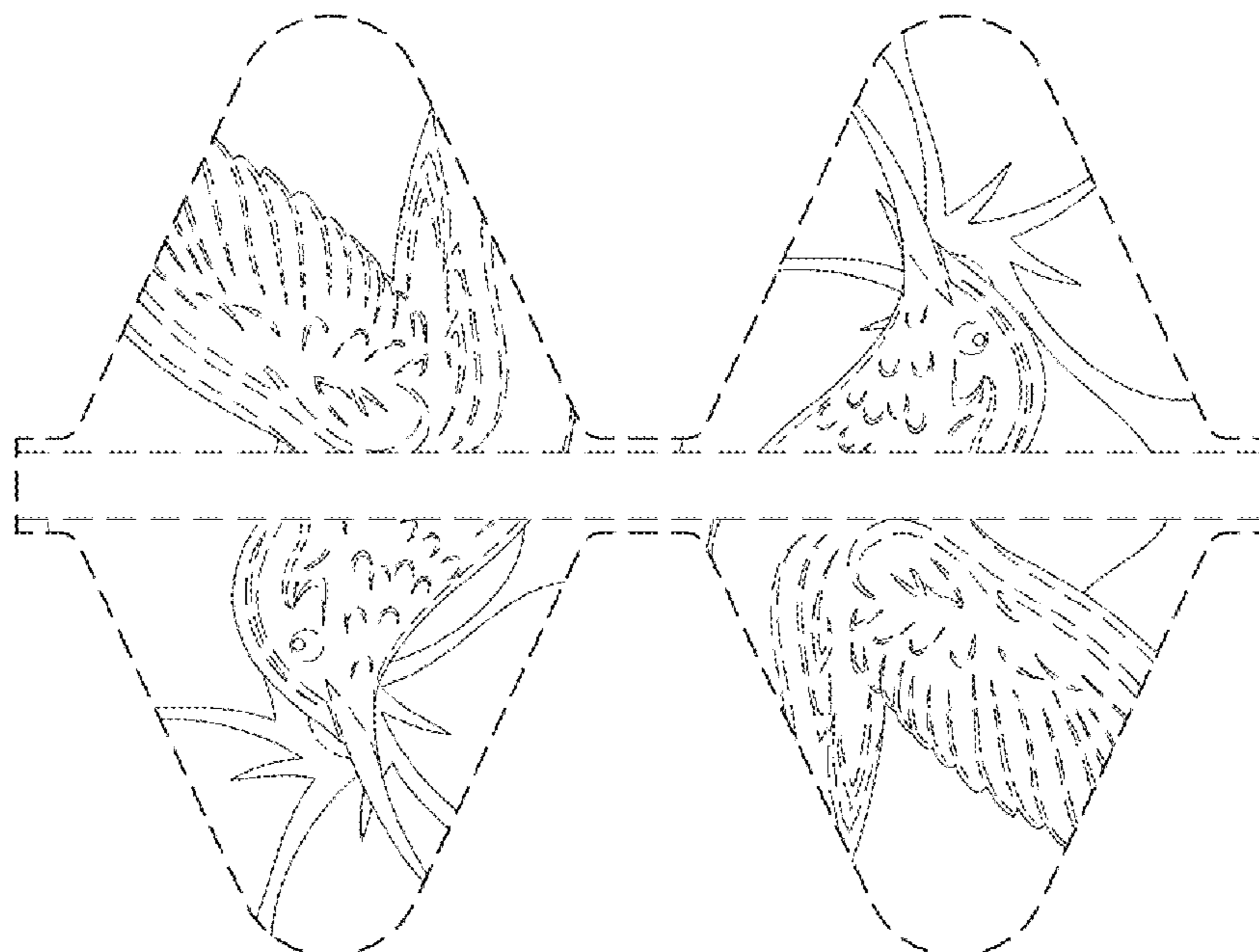




FIG. 3

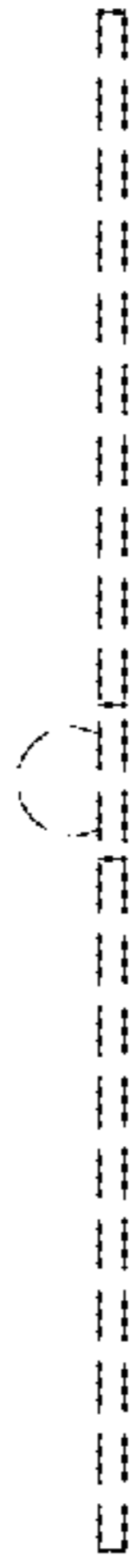


FIG. 4

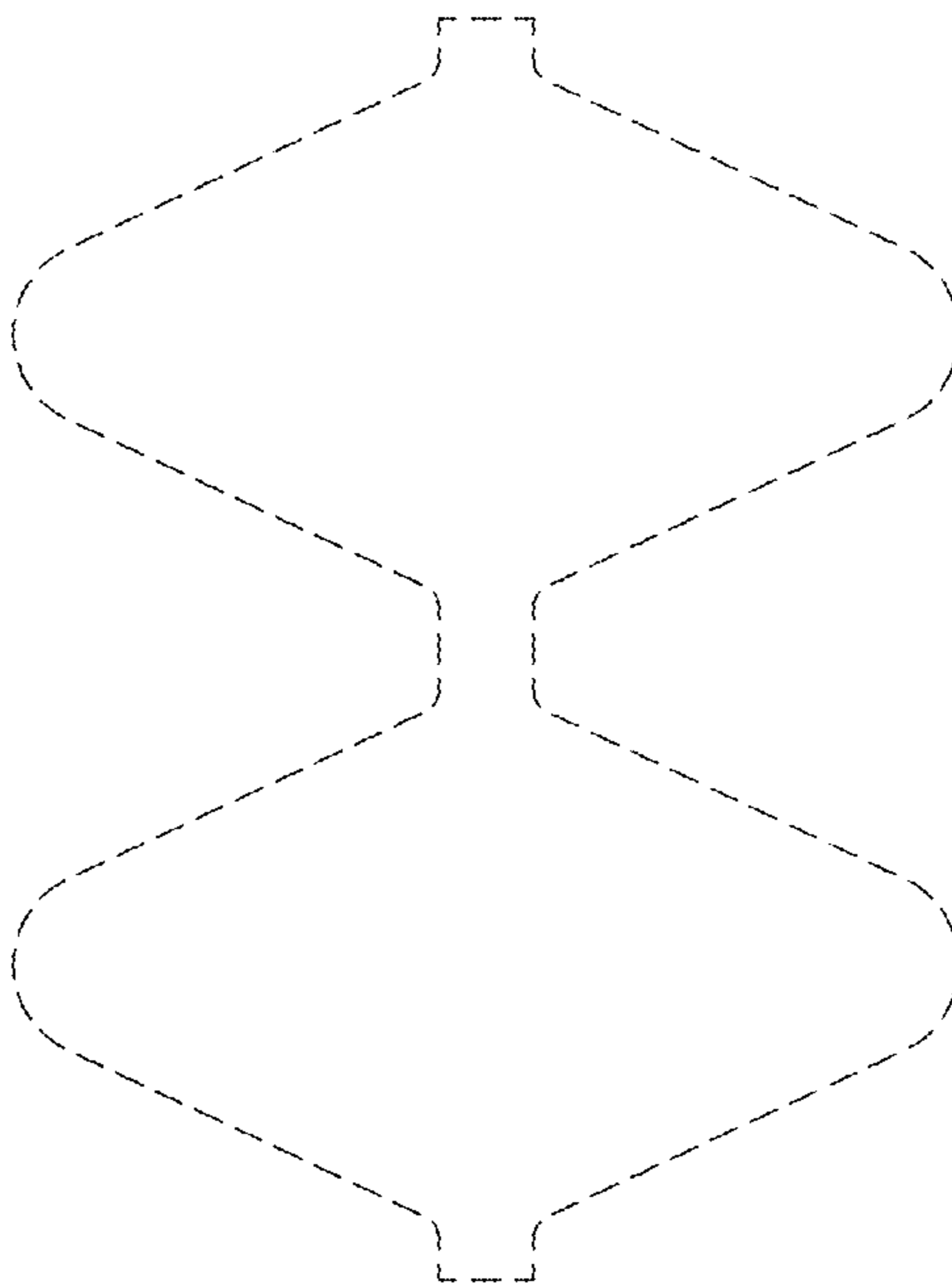


FIG. 2

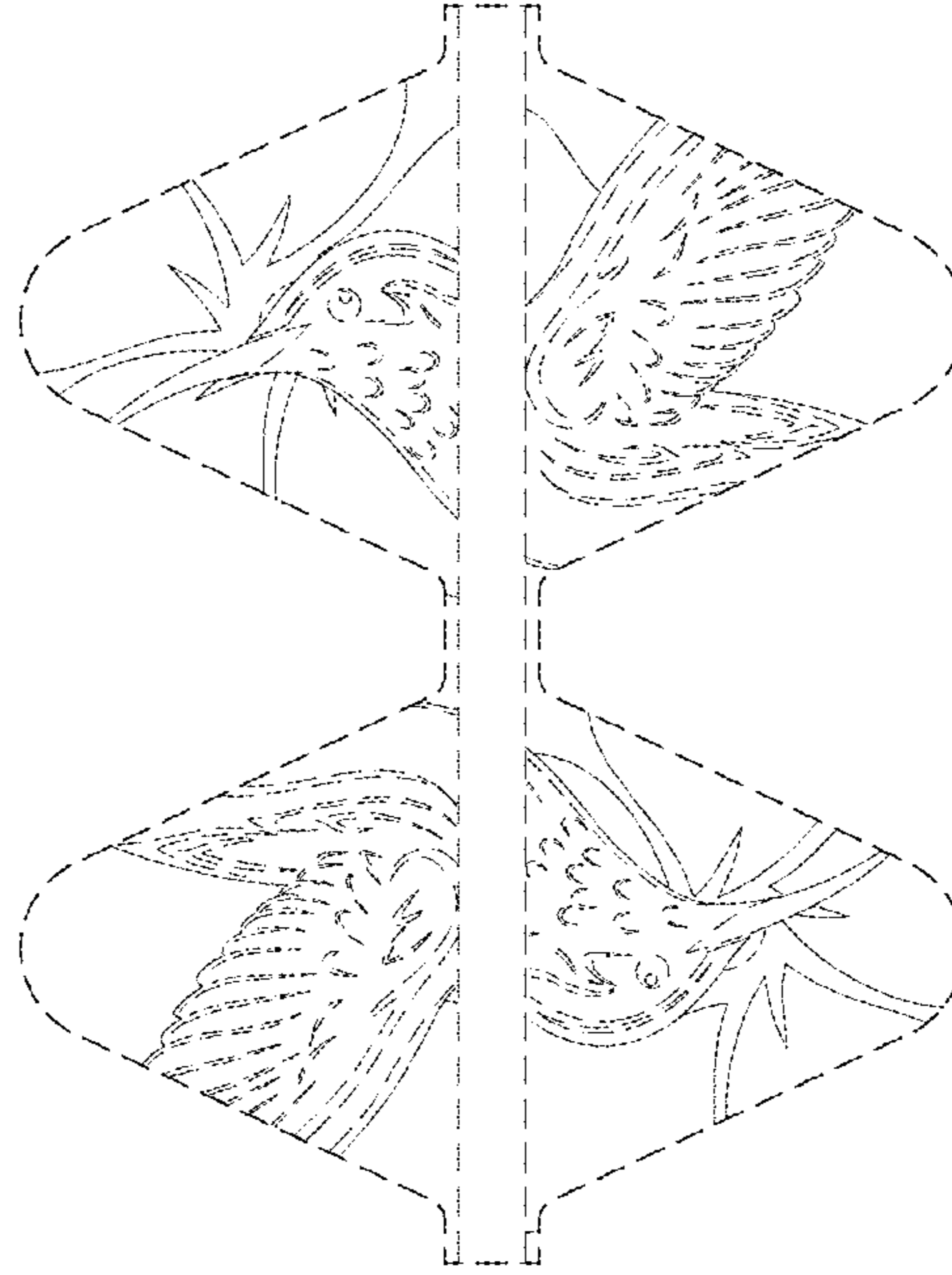


FIG. 1