



US00D879961S

(12) **United States Design Patent**  
**Linder et al.**

(10) **Patent No.:** **US D879,961 S**  
(45) **Date of Patent:** **\*\* Mar. 31, 2020**

(54) **LATERAL LUMBAR INTERBODY FUSION DEVICE**

(71) Applicant: **Curiteva, LLC**, Tanner, AL (US)

(72) Inventors: **Eric Linder**, Columbus, OH (US);  
**Ryan Heskett**, Wellington, FL (US)

(73) Assignee: **Curiteva, Inc.**, Tanner, AL (US)

(\*\*) Term: **15 Years**

(21) Appl. No.: **29/675,180**

(22) Filed: **Dec. 28, 2018**

(51) **LOC (12) Cl.** ..... **24-03**

(52) **U.S. Cl.**  
USPC ..... **D24/155**

(58) **Field of Classification Search**  
USPC ..... D24/155  
CPC ..... A61F 2/4611; A61F 2/442; A61F 2/447;  
A61F 2220/0025; A61F 2310/00023;  
A61F 2310/00017; A61F 2002/4475;  
A61F 2002/30841; A61F 2002/2835;  
A61F 2002/30904; A61F 2002/30785;  
A61F 2002/443; A61F 2002/30578  
See application file for complete search history.

(56) **References Cited**

**U.S. PATENT DOCUMENTS**

D620,112 S \* 7/2010 Courtney ..... D24/155  
D650,481 S \* 12/2011 Gottlieb ..... A61F 2/447  
D24/155

D653,757 S \* 2/2012 Binder ..... A61F 2/446  
D24/155  
D674,900 S \* 1/2013 Janice ..... D24/155  
D731,063 S \* 6/2015 VerHage ..... D24/155  
D737,446 S \* 8/2015 Butler ..... A61F 2/4455  
D24/155  
D741,488 S \* 10/2015 Tohmeh ..... D24/155  
D754,346 S \* 4/2016 Pimenta ..... D24/155  
D797,934 S \* 9/2017 Pimenta ..... D24/155  
D815,281 S \* 4/2018 Chang ..... D24/155  
D858,769 S \* 9/2019 Barela ..... D24/155

\* cited by examiner

*Primary Examiner* — Charles D Hanson

(74) *Attorney, Agent, or Firm* — David L. King

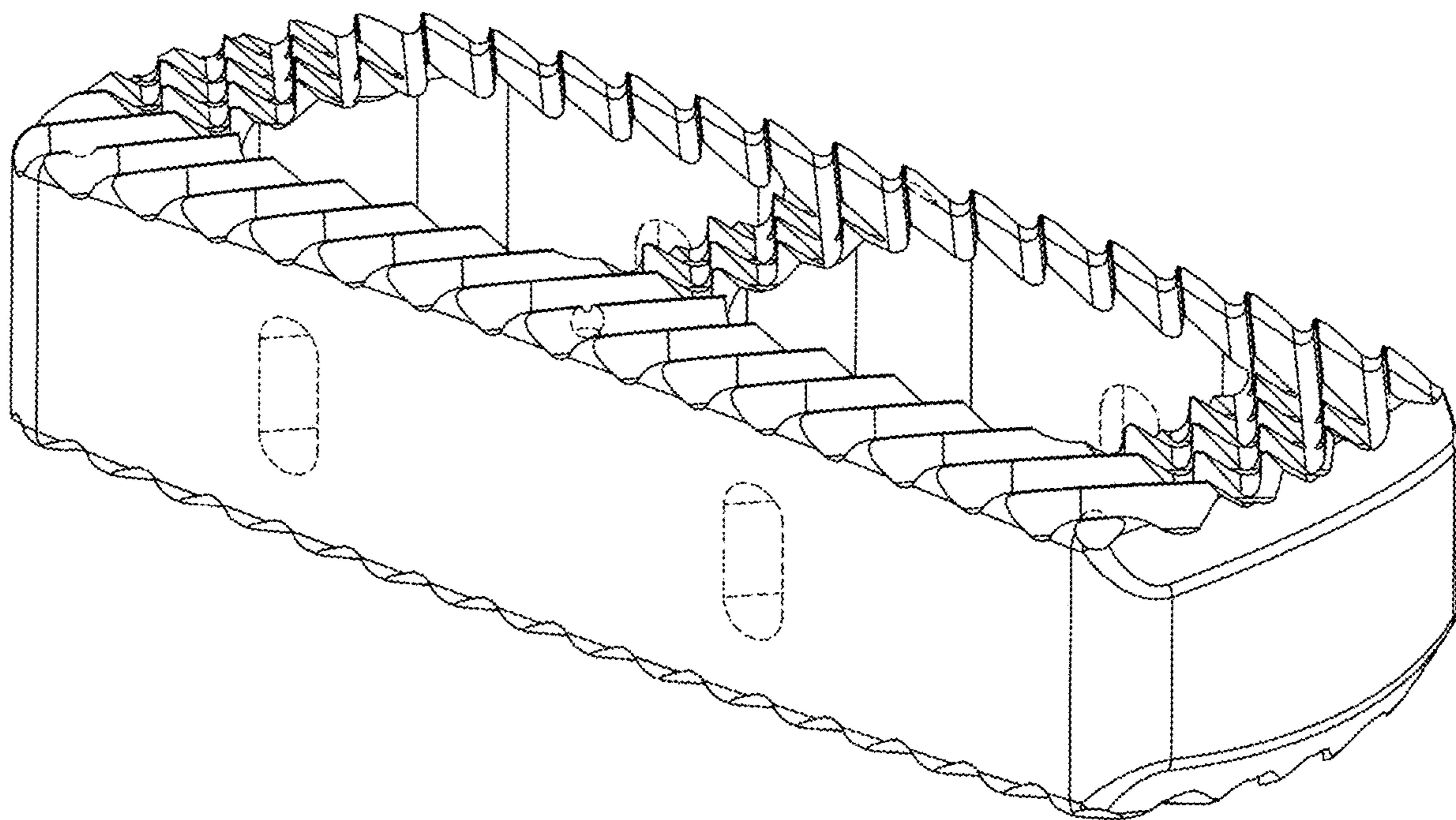
(57) **CLAIM**

The ornamental design for a “lateral lumbar interbody fusion device”, as shown and described.

**DESCRIPTION**

FIG. 1 is a front perspective view of a lateral lumbar interbody fusion device showing our new, original and ornamental design;  
FIG. 2 is a top view;  
FIG. 3 is a bottom view;  
FIG. 4 is a front side view;  
FIG. 5 is a rear side view;  
FIG. 6 is a right side view; and,  
FIG. 7 is a left side view thereof.  
The broken lines indicate unclaimed features of the article and form no part of the claimed design.

**1 Claim, 7 Drawing Sheets**



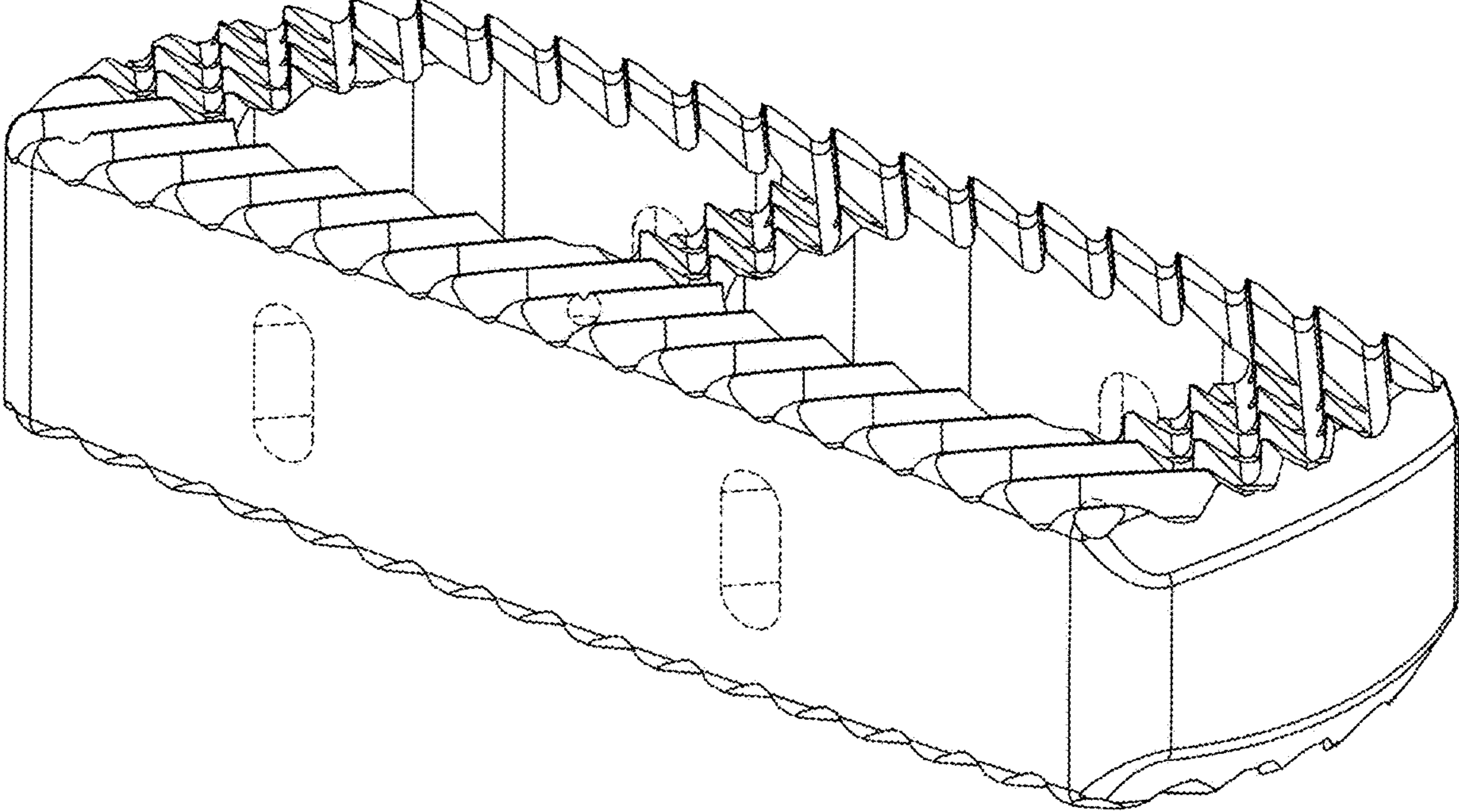


FIG. 1

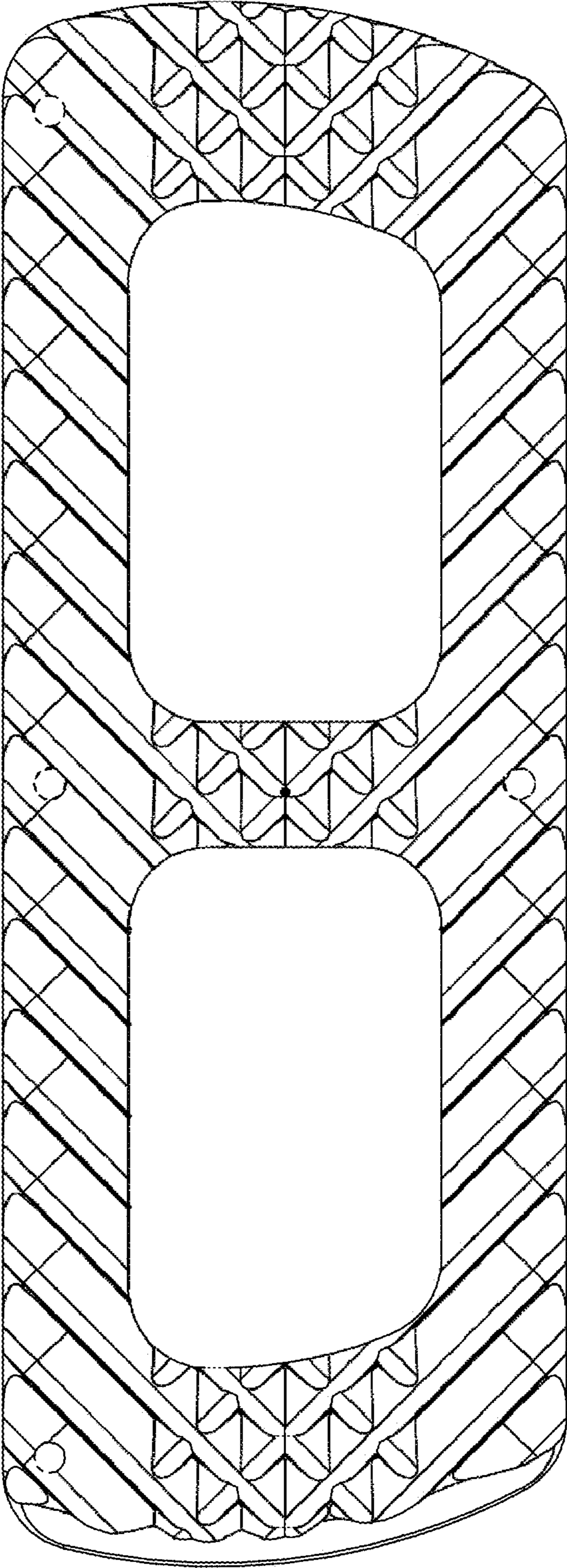


FIG. 2



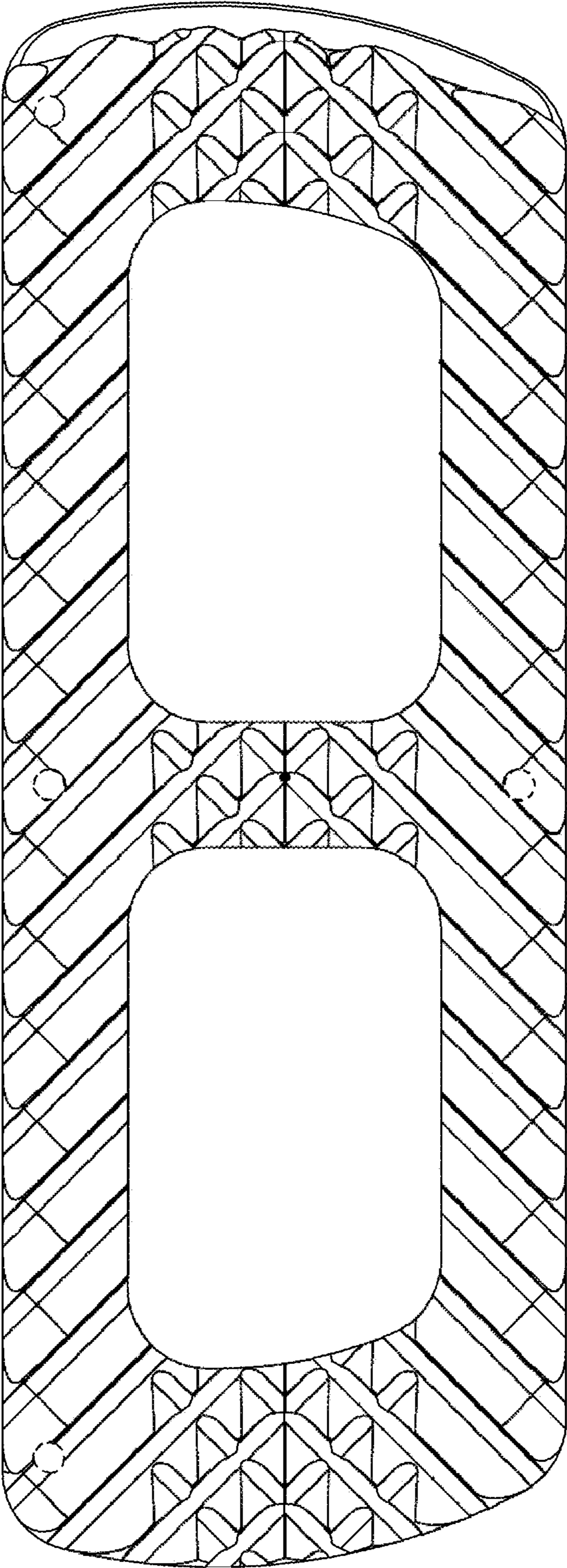


FIG. 3

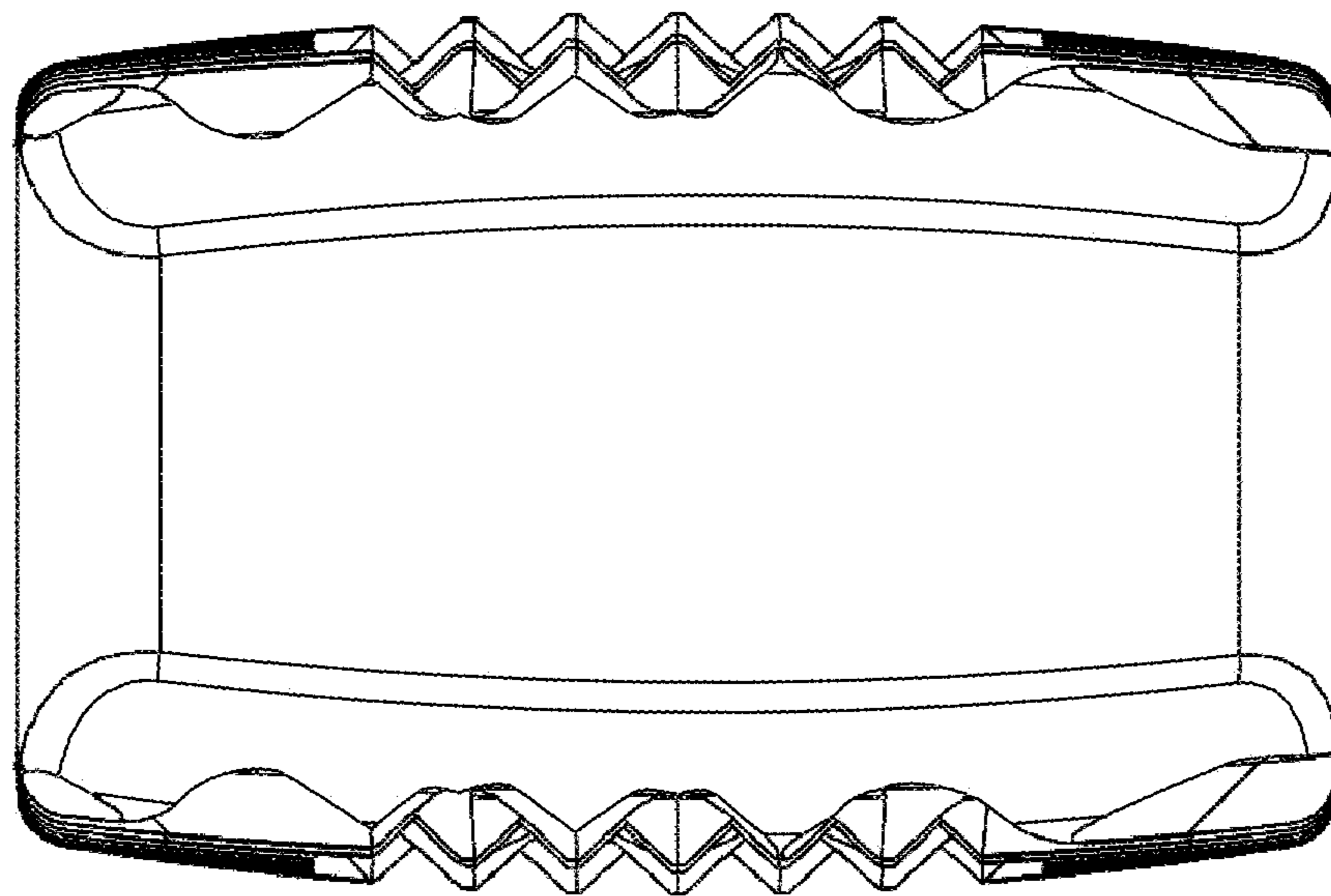


FIG. 4

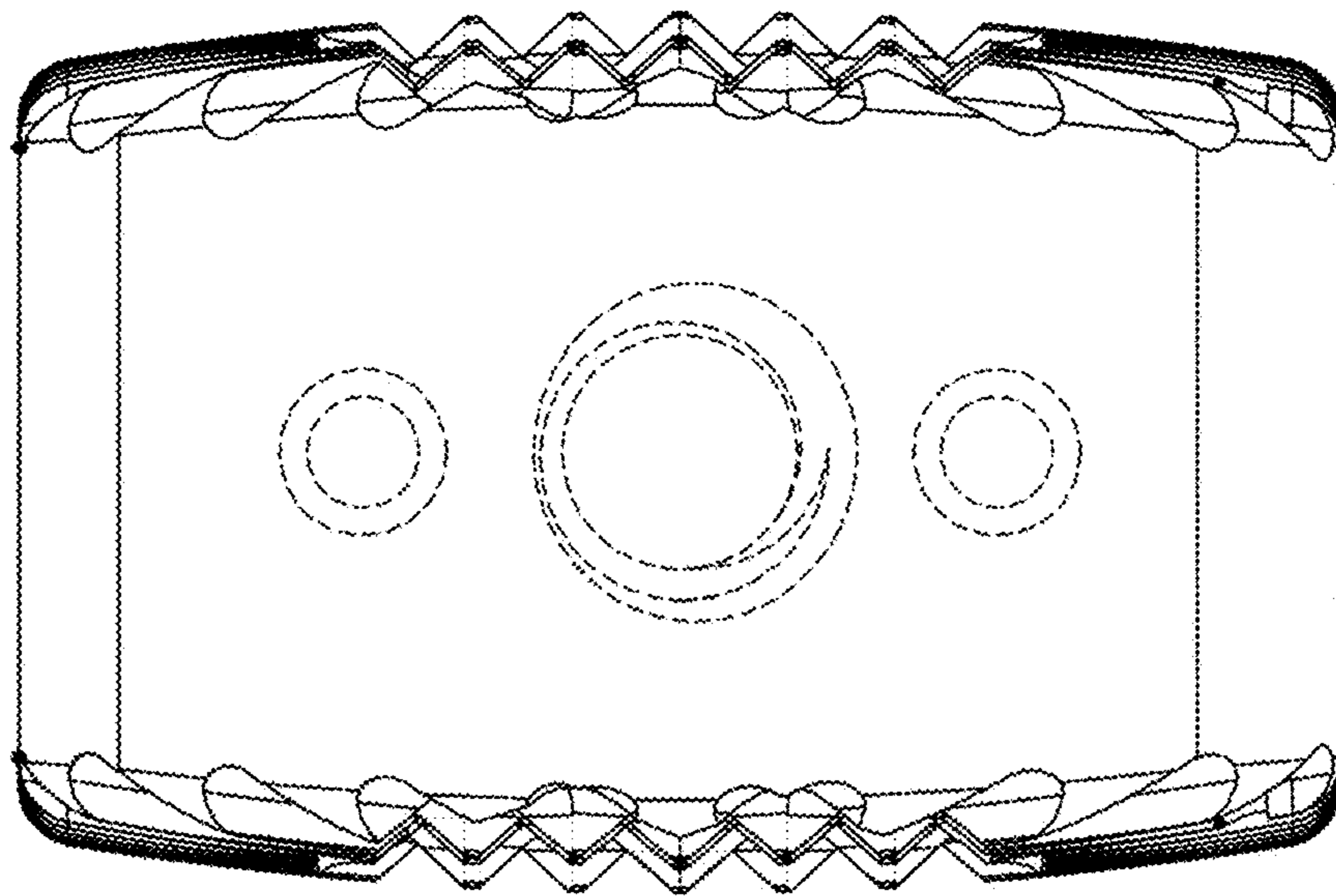


FIG. 5

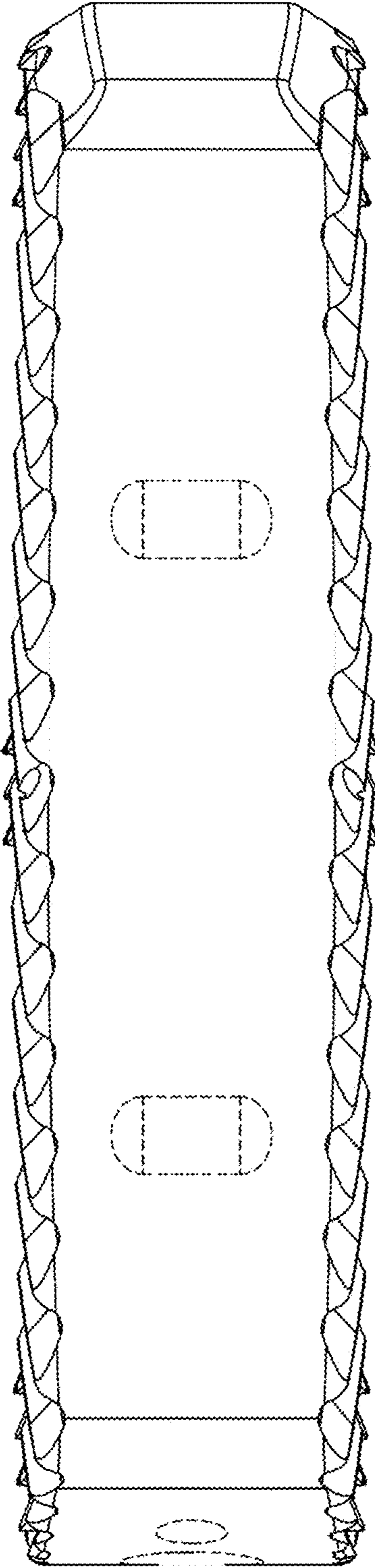


FIG. 6




FIG. 7