



US00D879932S

(12) **United States Design Patent**  
**Vicondo Fontanella et al.**

(10) **Patent No.:** **US D879,932 S**  
(45) **Date of Patent:** **\*\* Mar. 31, 2020**

- (54) **DIFFUSING EVAPORATOR OF ACTIVE SUBSTANCES**
- (71) Applicant: **ZOBELE HOLDING SPA**, Trento (IT)
- (72) Inventors: **Juan Manuel Vicondo Fontanella**, Barcelona (ES); **Joaquim Llorente Alonso**, Barcelona (ES)
- (73) Assignee: **ZOBELE HOLDING SPA** (IT)
- (\*\*) Term: **15 Years**
- (21) Appl. No.: **29/671,246**
- (22) Filed: **Nov. 26, 2018**

D663,096 S *	7/2012	Grolimund	.....	D1/127
D691,829 S *	10/2013	Berg	.....	D6/601
D699,483 S *	2/2014	Berg	.....	D6/601
D708,312 S *	7/2014	Lin	.....	D23/366
D717,503 S *	11/2014	Diskin	.....	D30/118
D727,660 S *	4/2015	Matzinger	.....	D6/601
D783,139 S *	4/2017	Muller	.....	D23/366
D795,611 S *	8/2017	Dickholtz, Jr.	.....	D6/601
D818,654 S *	5/2018	Song	.....	D30/118

\* cited by examiner

*Primary Examiner* — Sheryl Lane

*Assistant Examiner* — Calvin E Vansant

(74) *Attorney, Agent, or Firm* — Ostrolenk Faber LLP

- (30) **Foreign Application Priority Data**  
May 24, 2018 (ES) ..... 0528368-4
- (51) **LOC (12) Cl.** ..... **23-04**
- (52) **U.S. Cl.**  
USPC ..... **D23/366**
- (58) **Field of Classification Search**  
USPC ..... D23/201, 208, 355-369, 386; D11/79,  
D11/81, 82, 99, 100, 161; D20/29, 30,  
D20/32  
CPC ..... A61L 9/02; A61L 9/03; A61L 9/12; A61L  
9/035; A61L 9/125  
See application file for complete search history.

(57) **CLAIM**  
The ornamental design for a diffusing evaporator of active substances, as shown and described.

- (56) **References Cited**  
U.S. PATENT DOCUMENTS  
3,079,212 A \* 2/1963 Fountain ..... D06Q 1/06  
8/114.5  
D305,084 S \* 12/1989 Gyebnar ..... D6/601

**DESCRIPTION**  
FIG. 1 is a front view illustration of a diffusing evaporator of active substances according to our new design;  
FIG. 2 is a top, front and left side perspective view illustration thereof;  
FIG. 3 is a top view illustration thereof;  
FIG. 4 is a side view illustration thereof;  
FIG. 5 is a rear view illustration thereof;  
FIG. 6 is a bottom view illustration thereof; and,  
FIG. 7 is another side view illustration thereof.

**1 Claim, 7 Drawing Sheets**



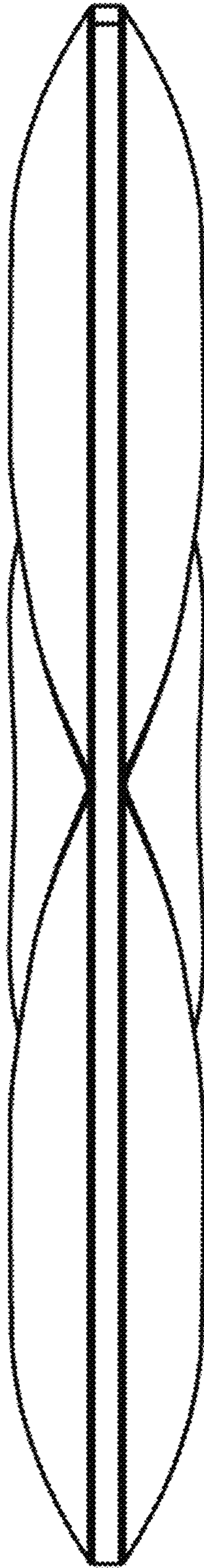


FIG. 1

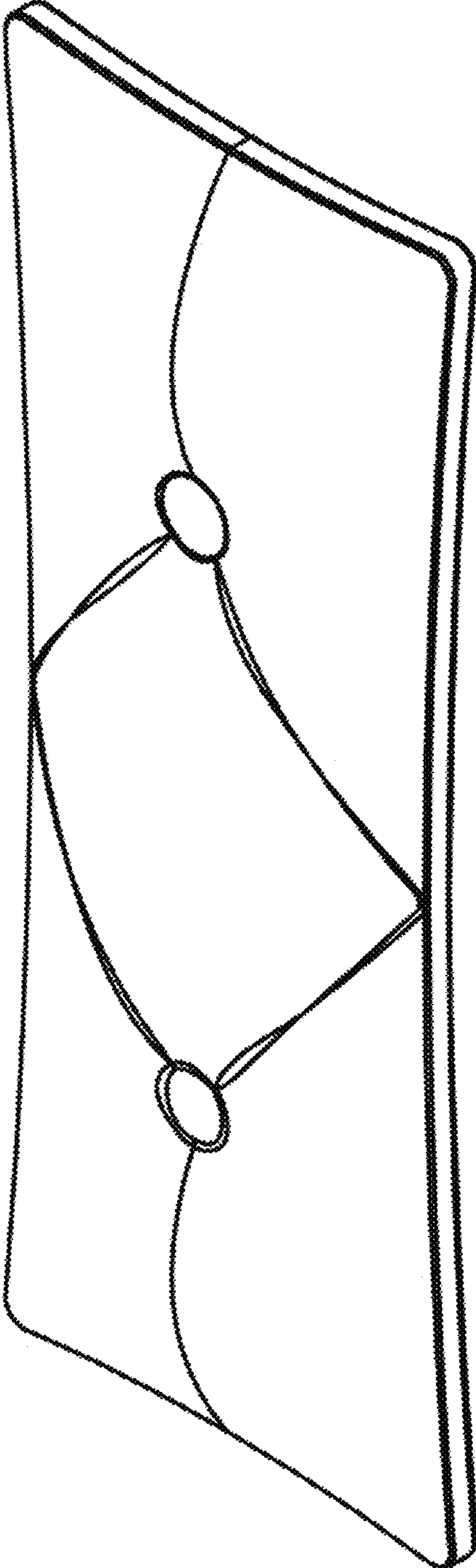


FIG. 2

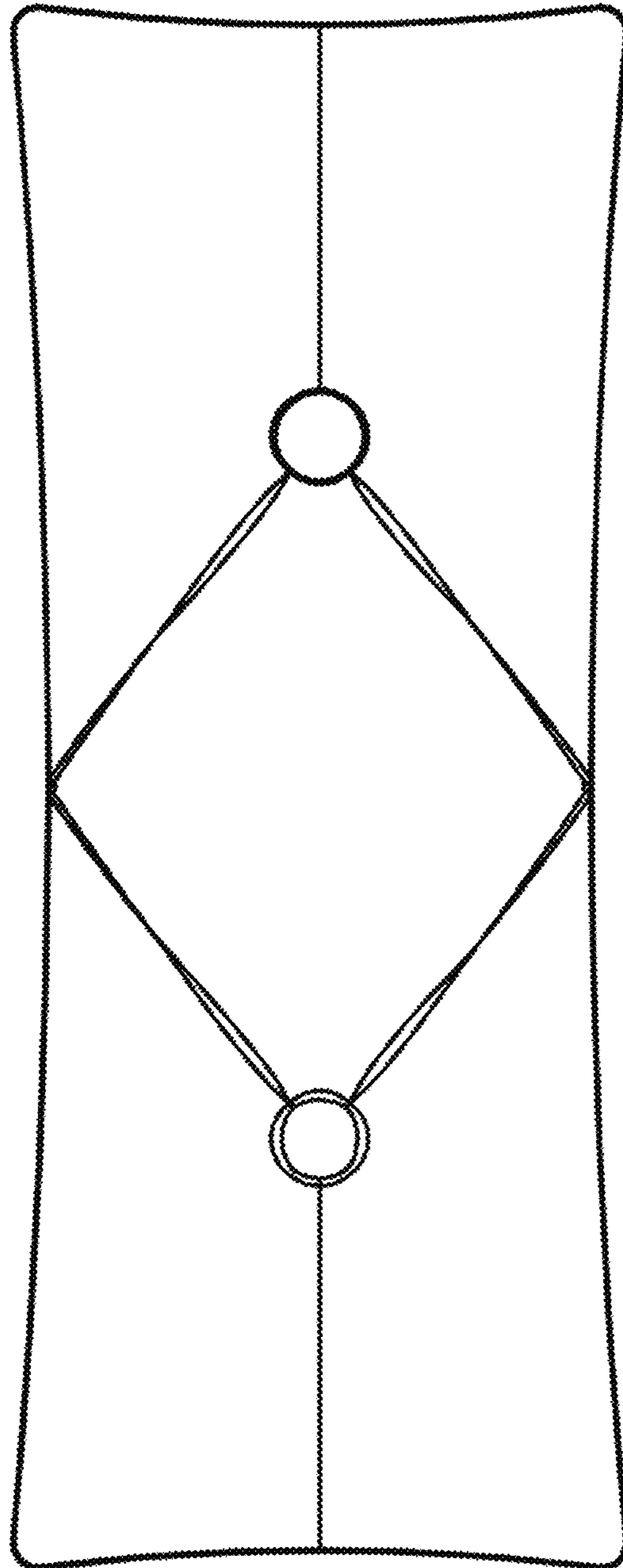


FIG. 3

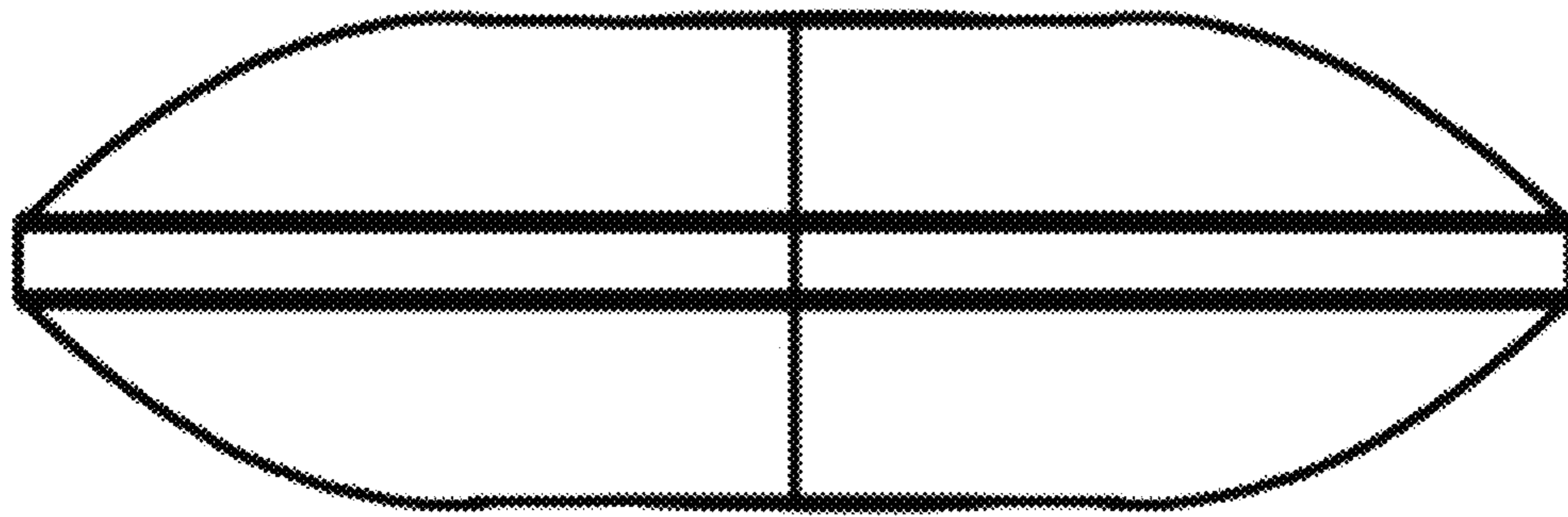


FIG. 4

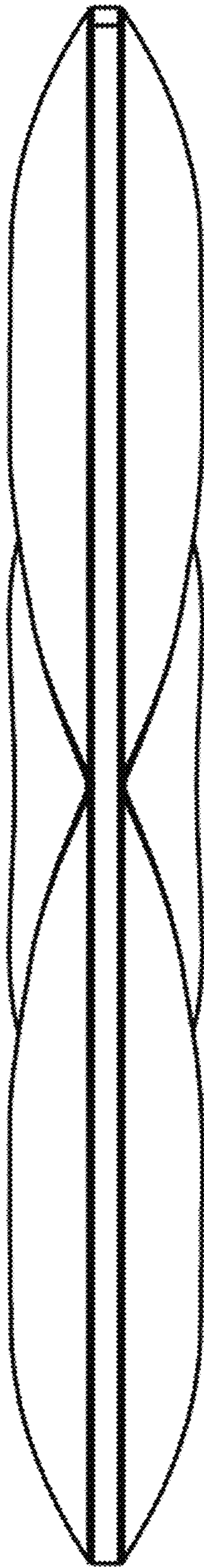


FIG. 5

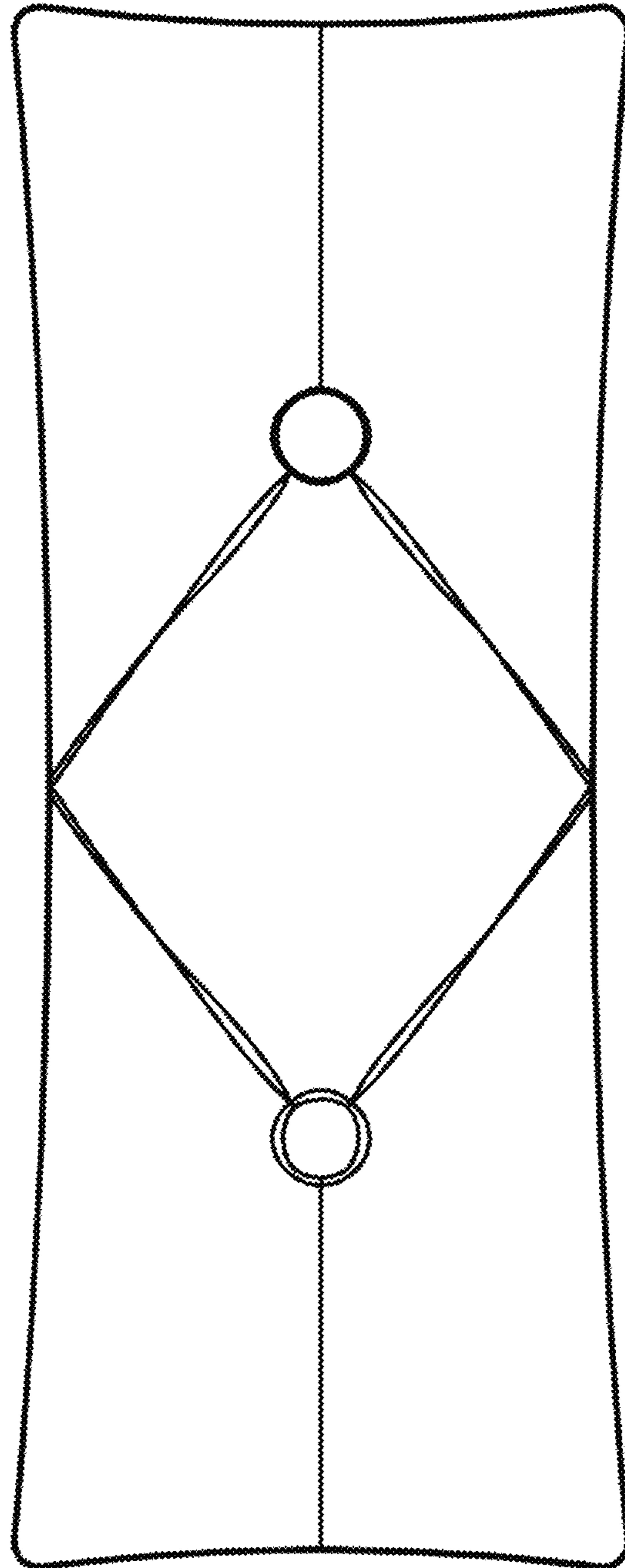


FIG. 6

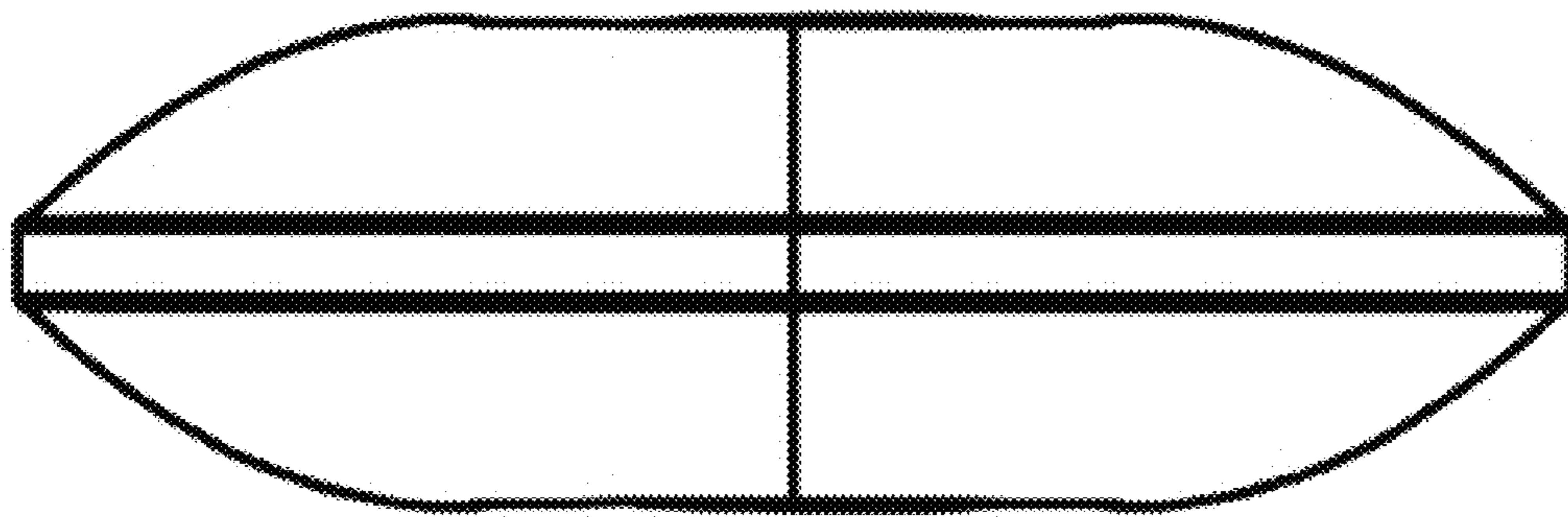


FIG. 7