



US00D879884S

(12) **United States Design Patent**  
**Desberg**

(10) **Patent No.:** **US D879,884 S**

(45) **Date of Patent:** **\*\* Mar. 31, 2020**

- (54) **SCOOTER**
- (71) Applicant: **RAZOR USA LLC**, Cerritos, CA (US)
- (72) Inventor: **Ian Desberg**, Cerritos, CA (US)
- (73) Assignee: **RAZOR USA LLC**, Cerritos, CA (US)
- (\*\*) Term: **15 Years**
- (21) Appl. No.: **29/670,162**
- (22) Filed: **Nov. 14, 2018**

1,223,372 A	4/1917	Di Zerega
1,447,953 A	3/1923	Frederick
1,483,033 A	2/1924	Wisman
1,499,884 A	7/1924	Singer
2,201,440 A	5/1940	Letourneau
2,512,533 A	6/1950	Savage
2,996,836 A	8/1961	Tieri
4,244,592 A	1/1981	Lohr
4,261,588 A	4/1981	Kassai
4,264,080 A	4/1981	Kassai
4,424,978 A	1/1984	Kassai
4,568,307 A	2/1986	Gabler

(Continued)

**Related U.S. Application Data**

- (63) Continuation of application No. 29/614,143, filed on Aug. 16, 2017, now Pat. No. Des. 834,098, which is a continuation of application No. 29/587,088, filed on Dec. 9, 2016, now Pat. No. Des. 795,354, which is a continuation of application No. 29/558,537, filed on Mar. 18, 2016, now Pat. No. Des. 777,261, which is a continuation of application No. 29/536,923, filed on Aug. 20, 2015, now abandoned, which is a continuation of application No. 29/503,935, filed on Sep. 30, 2014, now abandoned.

(51) **LOC (12) Cl.** ..... **21-01**

(52) **U.S. Cl.**  
USPC ..... **D21/423**

(58) **Field of Classification Search**

USPC ..... D21/419, 421, 423, 426-428, 435, 760,  
D21/765, 771; D12/1, 8, 108, 112, 113  
CPC . B62K 3/002; B62K 9/00; B62K 9/02; B62K  
13/00; B62K 2202/00; B62K 11/00;  
B62K 11/02; B62K 11/06; B62K 11/10;  
B62K 15/00; B62K 17/00; H04W 4/40

See application file for complete search history.

(56) **References Cited**

**U.S. PATENT DOCUMENTS**

757,834 A 4/1904 Lippy et al.  
862,015 A 7/1907 Pittman

**FOREIGN PATENT DOCUMENTS**

DE 20007052 U1 9/2000

**OTHER PUBLICATIONS**

PCT Search Report for international application No. PCT/US2015/053597 dated Dec. 11, 2015.

*Primary Examiner* — Cynthia M. Chin

(74) *Attorney, Agent, or Firm* — Knobbe Martens Olson & Bear, LLP

(57) **CLAIM**

The ornamental design for a scooter, as shown and described.

**DESCRIPTION**

FIG. 1 is a perspective view showing a front, side and top surface of a scooter.

FIG. 2 is a front view of the scooter of FIG. 1.

FIG. 3 is a rear view of the scooter of FIG. 1.

FIG. 4 is a right side view of the scooter of FIG. 1.

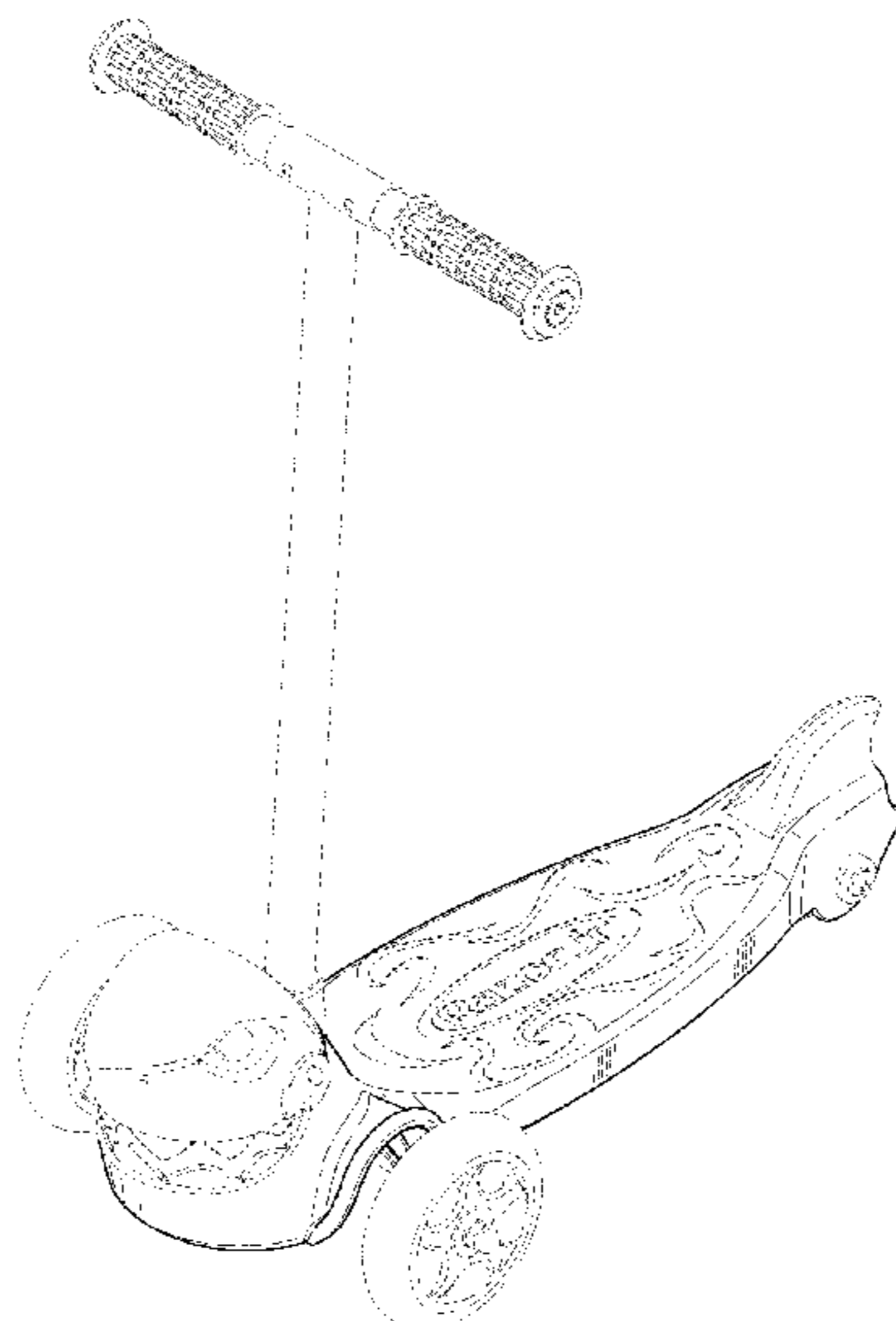
FIG. 5 is a left side view of the scooter of FIG. 1.

FIG. 6 is a top view of the scooter of FIG. 1; and,

FIG. 7 is a bottom view of the scooter of FIG. 1.

Where utilized, the broken lines show portions of the scooter that form no part of the claimed design.

**1 Claim, 7 Drawing Sheets**



(56)

References Cited

U.S. PATENT DOCUMENTS

D295,208 S	4/1988	Vallejo	9,022,398 B1	5/2015	Harris
5,334,078 A	8/1994	Hippely	D736,861 S	8/2015	Eckert
5,626,506 A	5/1997	Halford	D738,435 S	9/2015	O'Connell
D552,186 S	10/2007	Hong	9,162,724 B2	10/2015	Desberg
D552,187 S	10/2007	Hong	D774,145 S *	12/2016	Hadley ..... D21/423
D564,037 S	3/2008	Cramer	D777,261 S	1/2017	Desberg
D579,987 S	11/2008	Hong	9,592,876 B2	3/2017	Lovley, II et al.
7,722,430 B2	5/2010	Hippely	9,623,930 B2	4/2017	Desberg
D638,486 S	5/2011	Scolari et al.	D795,354 S	8/2017	Desberg
D638,494 S	5/2011	Scolari et al.	D810,836 S *	2/2018	Hadley ..... D21/423
7,988,524 B2	8/2011	Sitarski	D811,489 S *	2/2018	Hadley ..... D21/423
D654,964 S	2/2012	Herlitz et al.	D834,098 S	11/2018	Desberg
D665,034 S	8/2012	Grossman	2006/0001227 A1	1/2006	Hong
D672,400 S	12/2012	Pizzi	2006/0066066 A1	3/2006	Lim
8,469,374 B2	6/2013	Graf Von	2009/0160150 A1	6/2009	Johnson
D698,868 S	2/2014	Chan	2012/0018967 A1	1/2012	Chen
8,733,769 B1	5/2014	Rogers	2012/0181773 A1	7/2012	Ouboter
8,985,602 B2	3/2015	Chan	2014/0042717 A1	2/2014	Chan
D728,033 S	4/2015	O'Connell	2015/0114167 A1	4/2015	Desberg
			2015/0166138 A1	6/2015	Lovley, II et al.
			2017/0297646 A1	10/2017	Desberg

\* cited by examiner

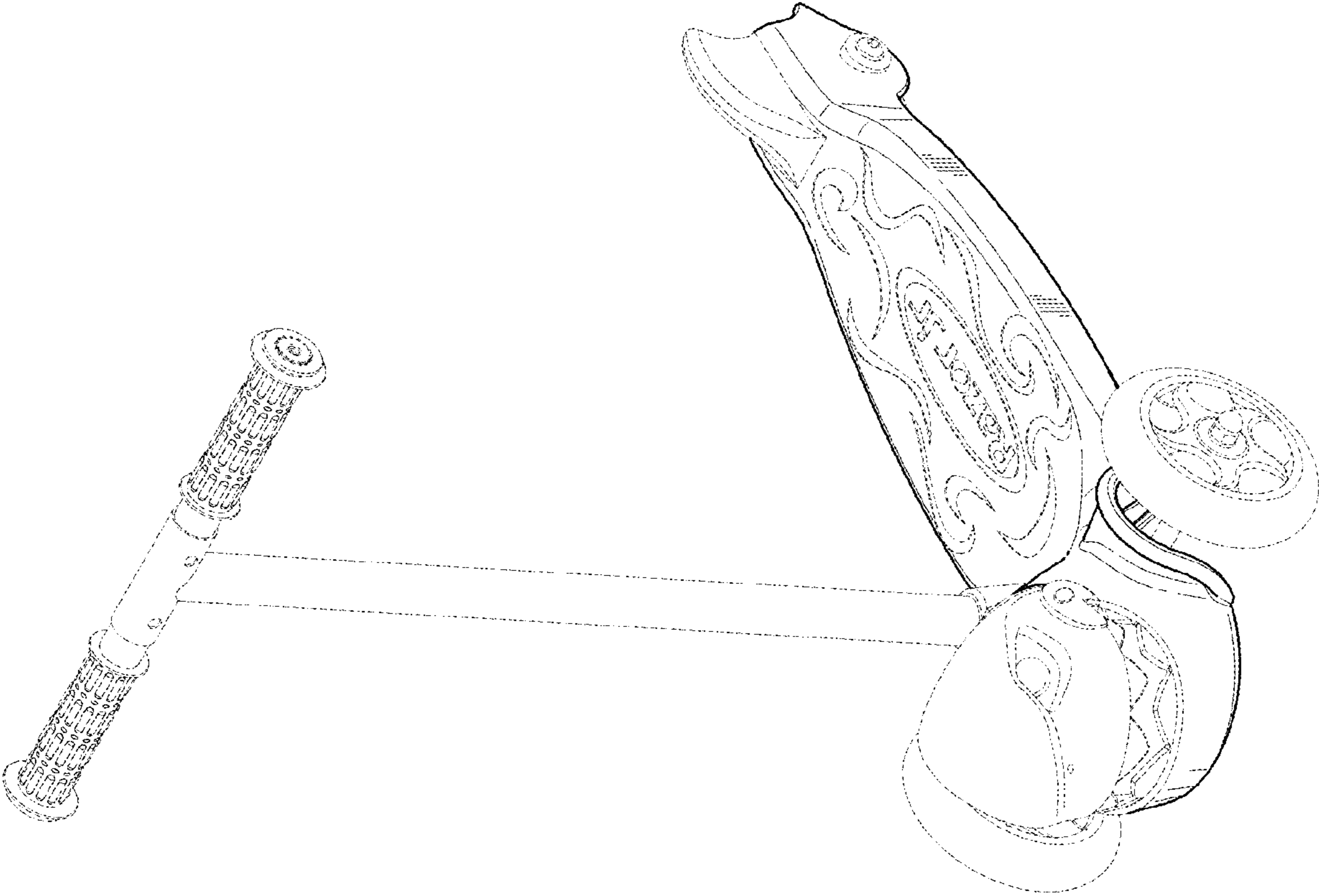


FIG. 1

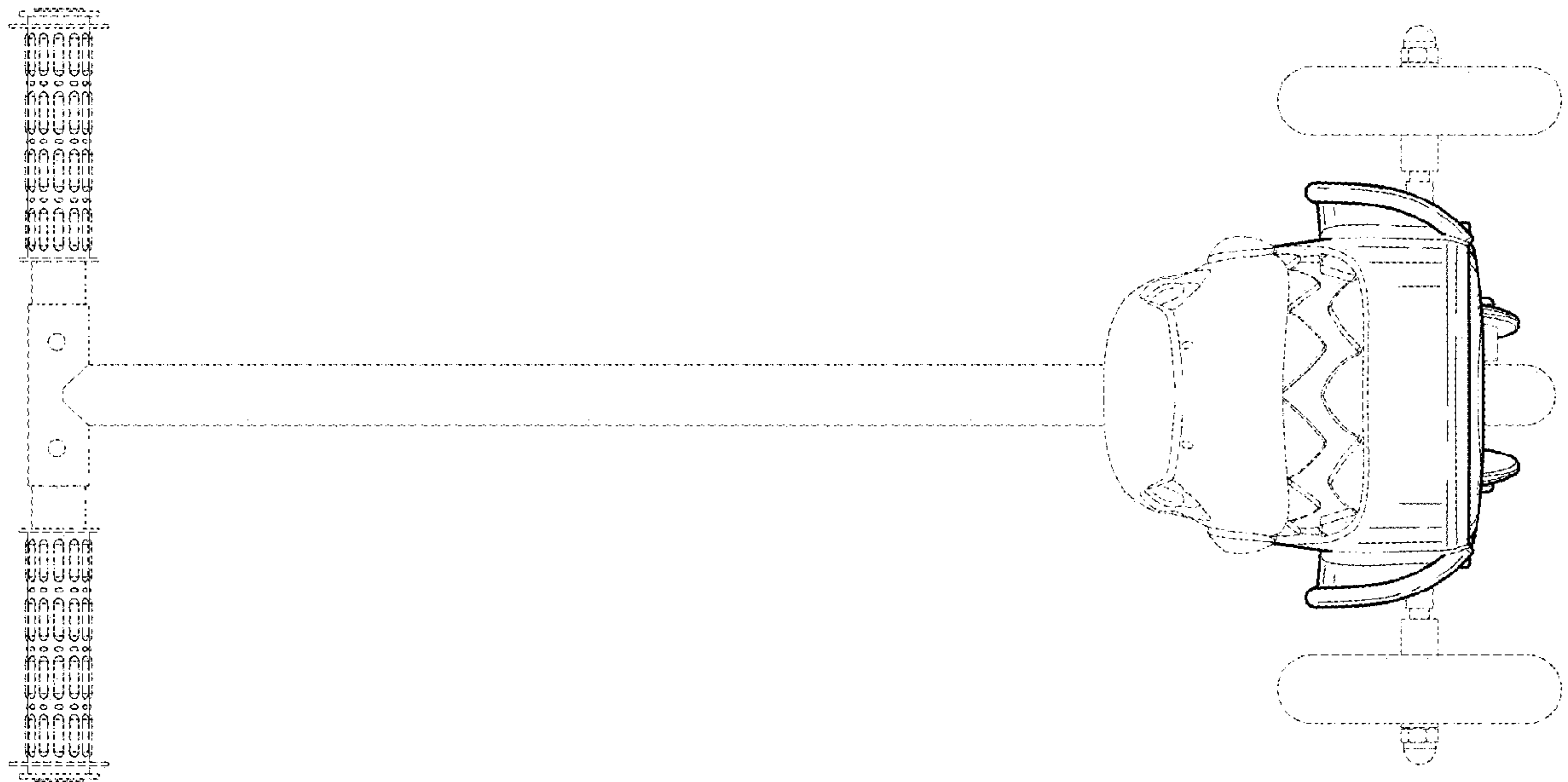


FIG. 2

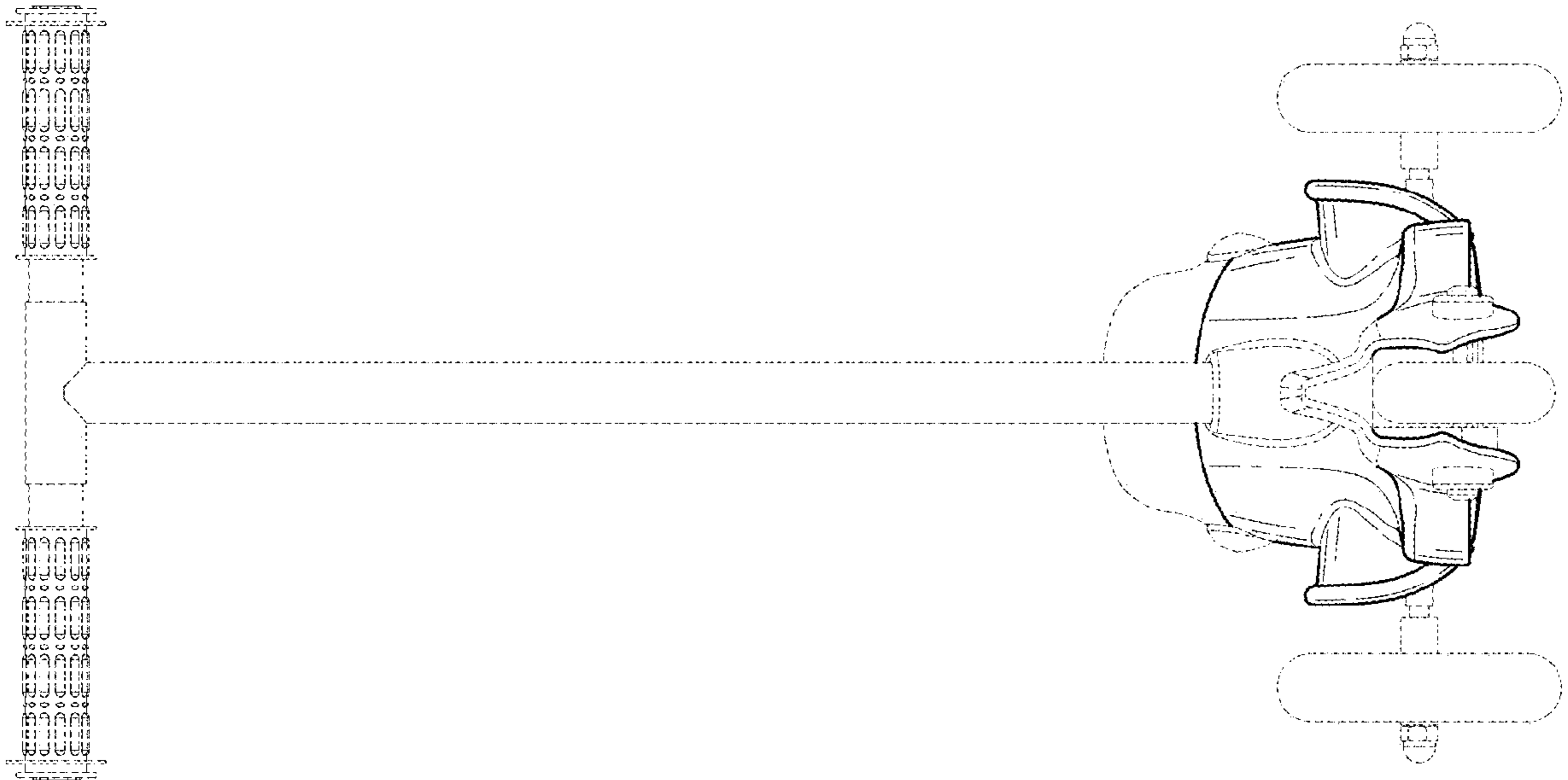


FIG. 3

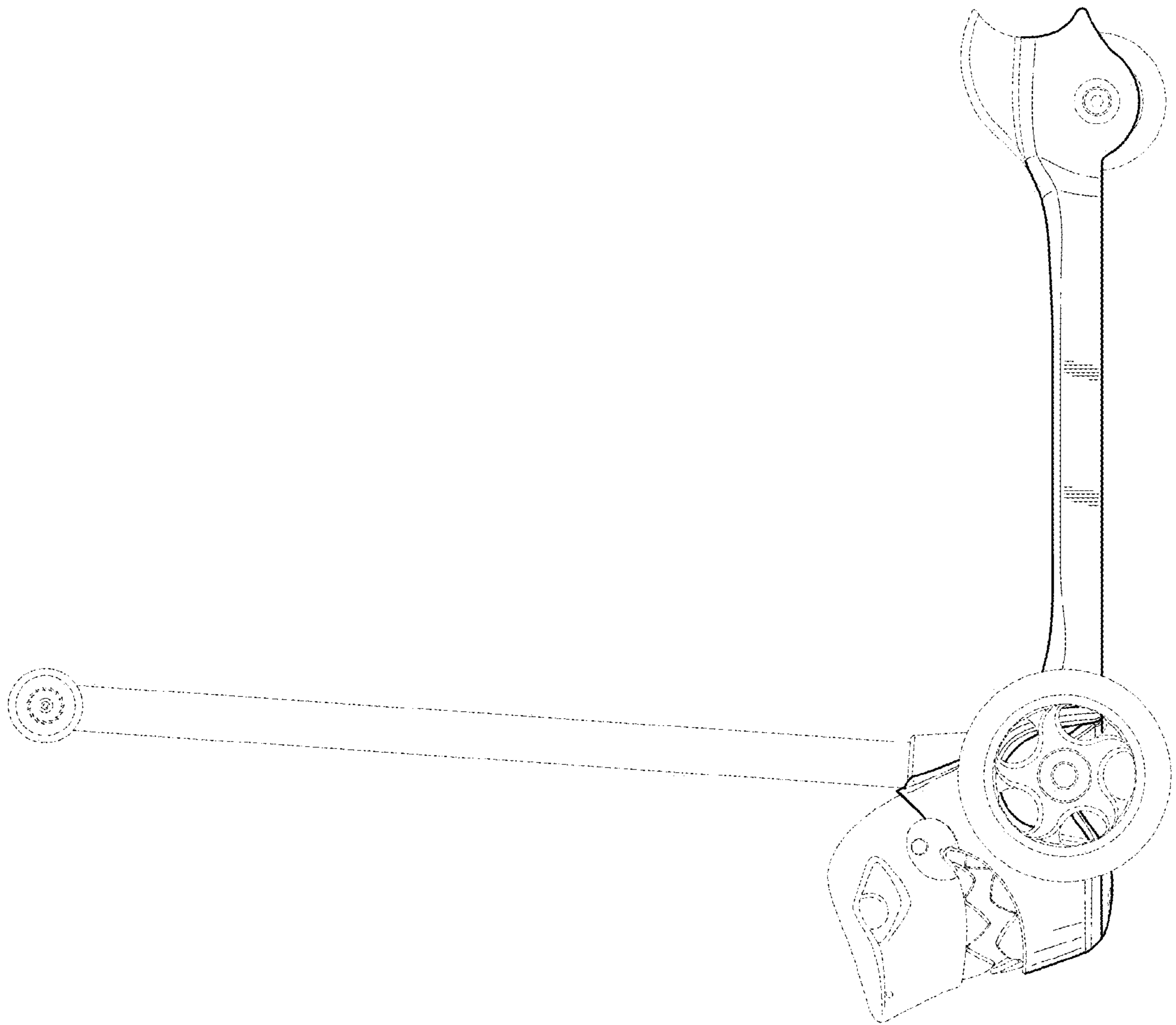


FIG. 4

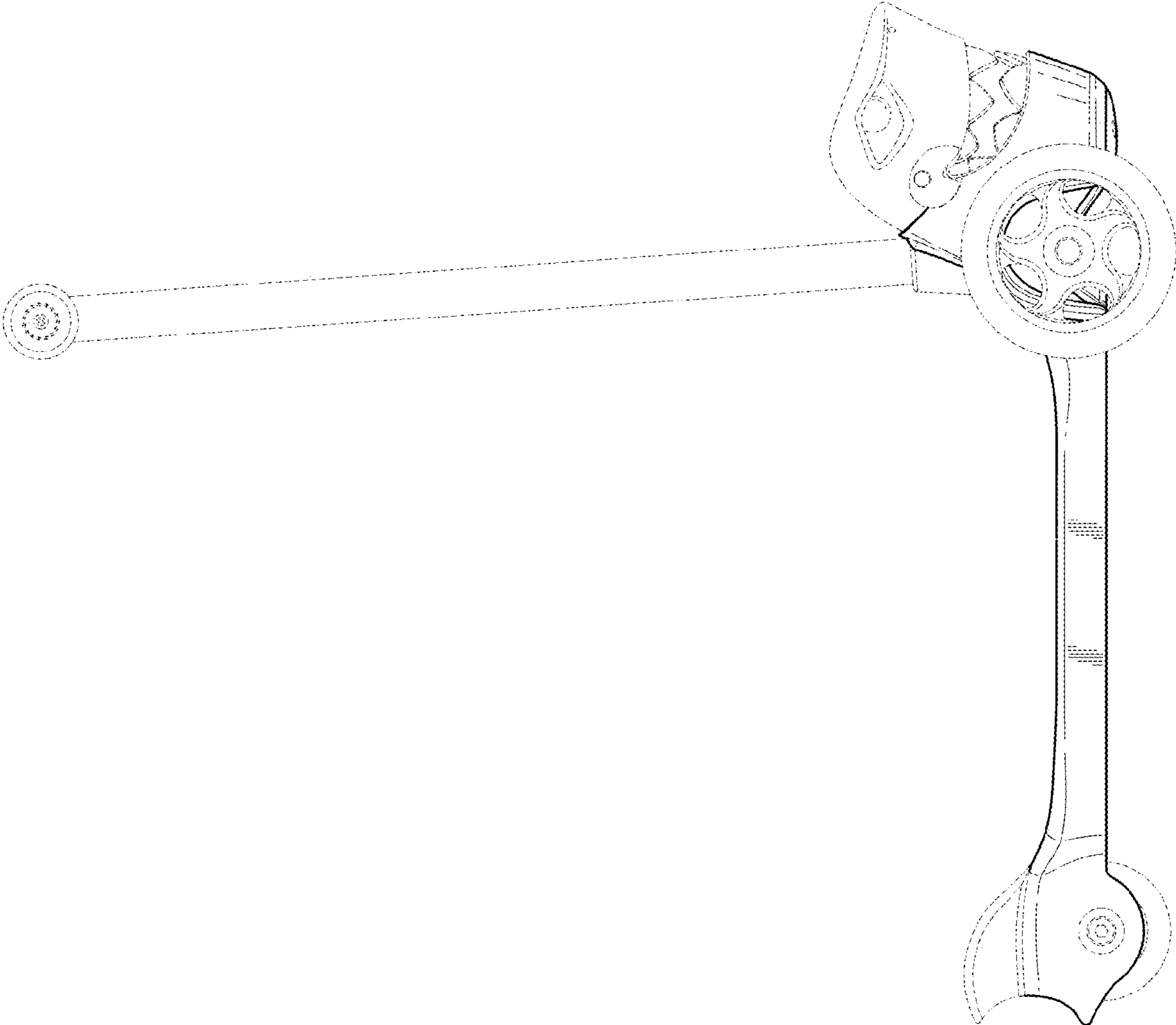


FIG. 5

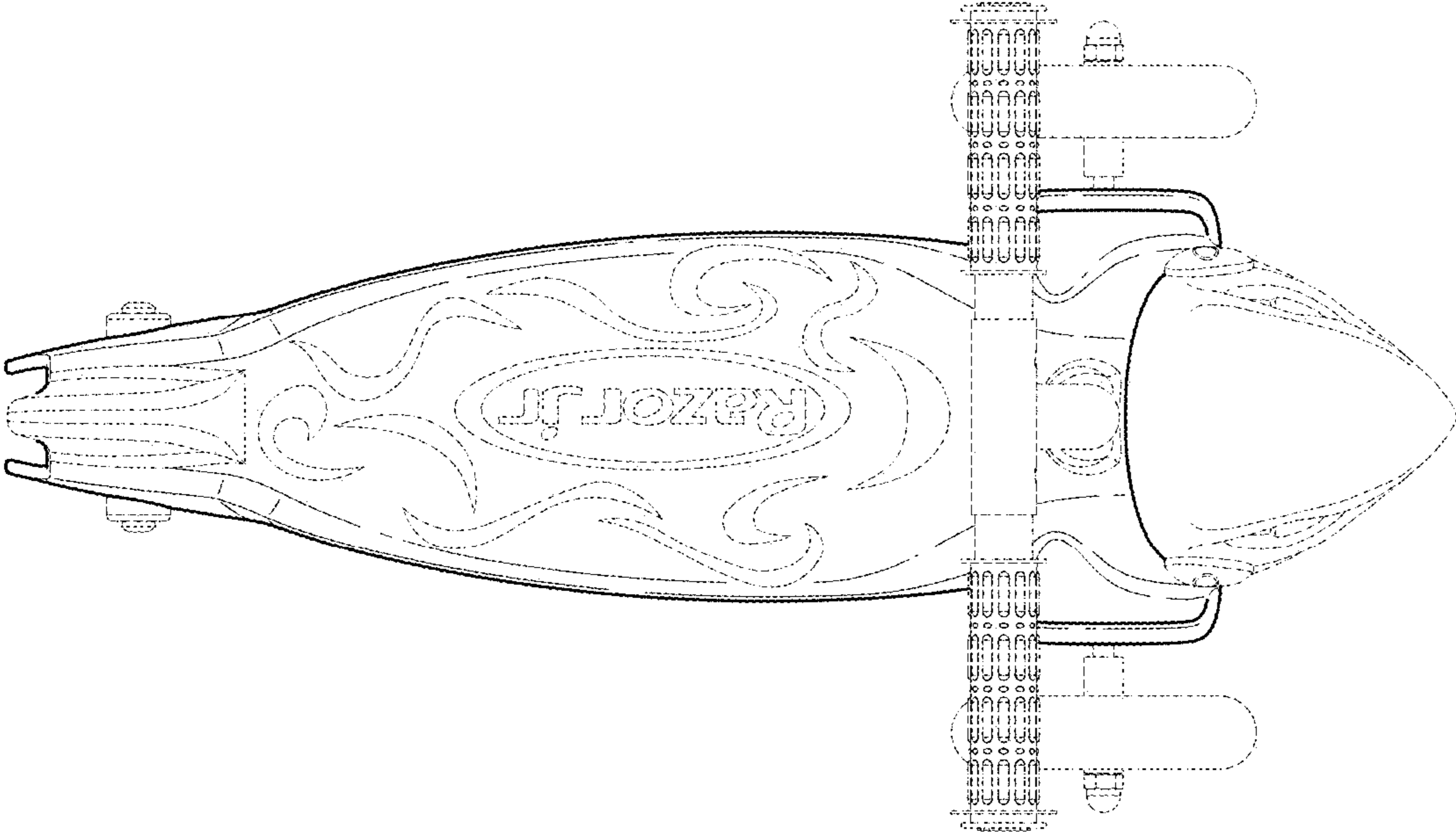


FIG. 6



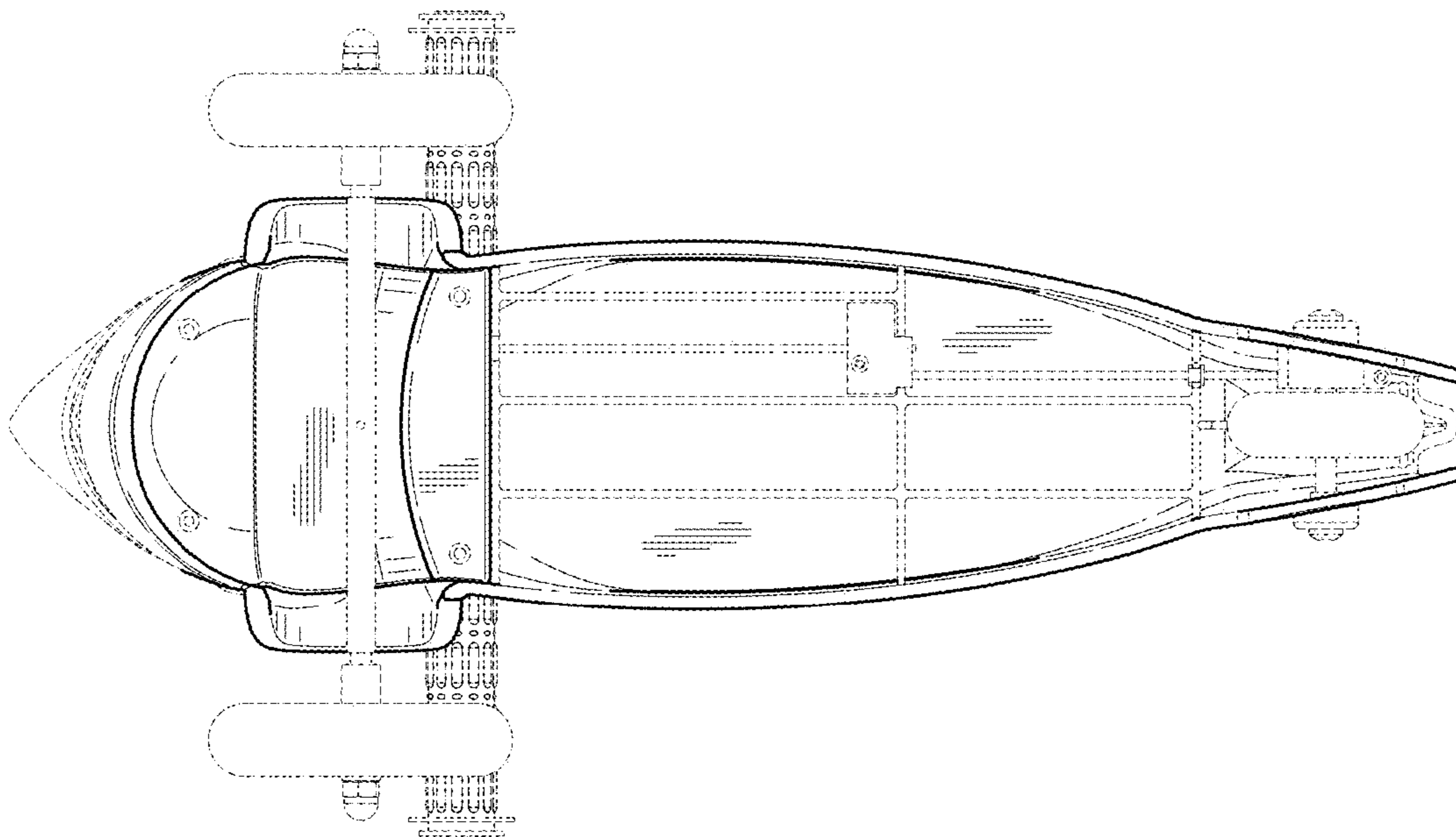


FIG. 7