



US00D879866S

(12) **United States Design Patent**  
**Yi**

(10) **Patent No.:** **US D879,866 S**

(45) **Date of Patent:** **\*\* Mar. 31, 2020**

(54) **CHILDREN'S GOGGLES**

(71) Applicant: **Xin Yi**, Anfu (CN)

(72) Inventor: **Xin Yi**, Anfu (CN)

(\*\*) Term: **15 Years**

(21) Appl. No.: **29/660,471**

(22) Filed: **Aug. 21, 2018**

(51) **LOC (12) Cl.** ..... **16-06**

(52) **U.S. Cl.**  
USPC ..... **D16/311**

(58) **Field of Classification Search**  
USPC ..... D16/101, 300-342, 900; D29/109-110;  
D21/483, 659-661; D14/372; 351/41,  
351/44, 45-48, 51-52, 62, 158, 92,  
351/103-123, 140-153, 63, 59; 2/13, 15,  
2/426-432, 447-449, 441, 434-437  
CPC ..... G02C 2200/08; G02C 1/06; G02C 5/14;  
G02C 11/02; G02C 11/04; G02C 5/16;  
G02C 2200/22; G02C 5/146; G02C  
5/2254; G02C 5/008; G01C 5/16; A61M  
2021/0044; A63B 33/002  
See application file for complete search history.

(56) **References Cited**

**U.S. PATENT DOCUMENTS**

D438,885 S *	3/2001	Haslbeck	.....	D16/303
D451,118 S *	11/2001	Husband	.....	D16/303
D473,891 S *	4/2003	Chiang	.....	D16/311
D542,325 S *	5/2007	Chiang	.....	D16/303
D555,702 S *	11/2007	Chiang	.....	D16/311
D574,032 S *	7/2008	Chiang	.....	D16/303

D576,660 S *	9/2008	Chiang	.....	D16/311
D585,472 S *	1/2009	Chiang	.....	D16/303
D606,111 S *	12/2009	Chiang	.....	D16/303
D613,785 S *	4/2010	Chiang	.....	D16/303
D629,441 S *	12/2010	Chiang	.....	D16/303
D649,176 S *	11/2011	Booker	.....	D16/303
D717,860 S *	11/2014	Chiang	.....	D16/303
D839,951 S *	2/2019	Chiang	.....	D16/311

**FOREIGN PATENT DOCUMENTS**

GB 3015846 \* 1/2016

\* cited by examiner

*Primary Examiner* — Michelle E. Wilson

*Assistant Examiner* — Sanjeev Paul

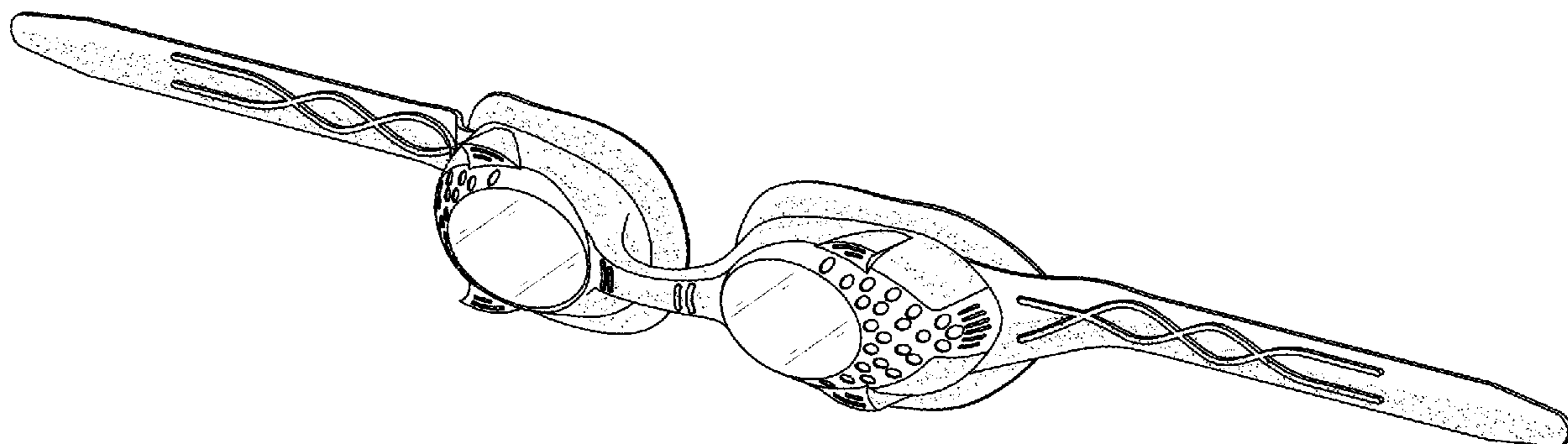
(57) **CLAIM**

The ornamental design for a pair of children's goggles, as shown and described.

**DESCRIPTION**

FIG. 1 is a first perspective view of a pair of children's goggles showing the claimed new design; FIG. 2 is a front elevational view thereof; FIG. 3 is a rear elevational view thereof; FIG. 4 is a left side elevational view thereof; FIG. 5 is a right side elevational view thereof; FIG. 6 is a top plane view thereof; FIG. 7 is a bottom plane view thereof; and, FIG. 8 is a usage plane view thereof. The broken lines immediately adjacent to the claimed portions are boundaries, all other broken lines are environmental structures; all the broken lines form no part of the claimed design.

**1 Claim, 8 Drawing Sheets**



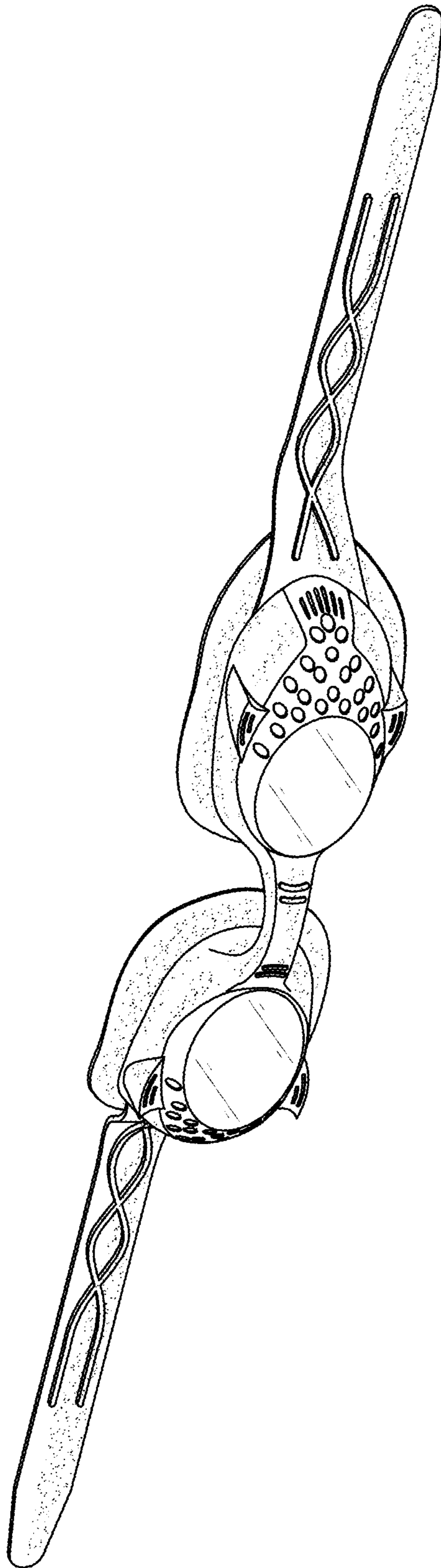


FIG. 1

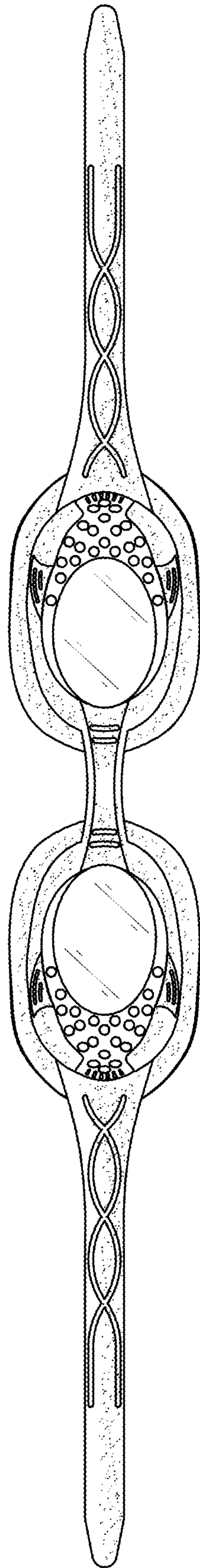


FIG. 2

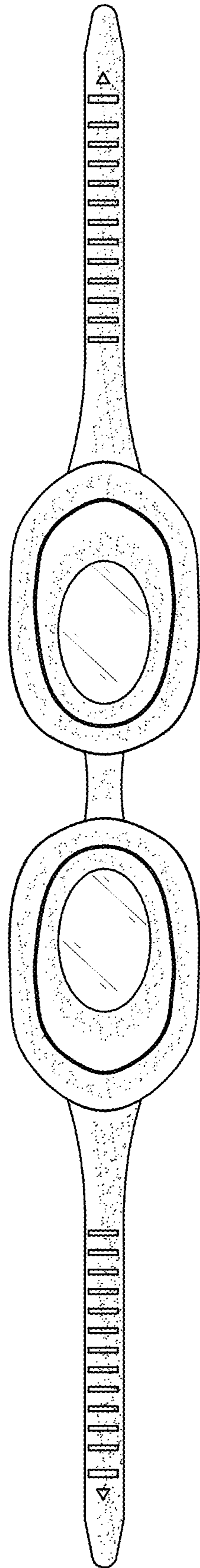


FIG. 3

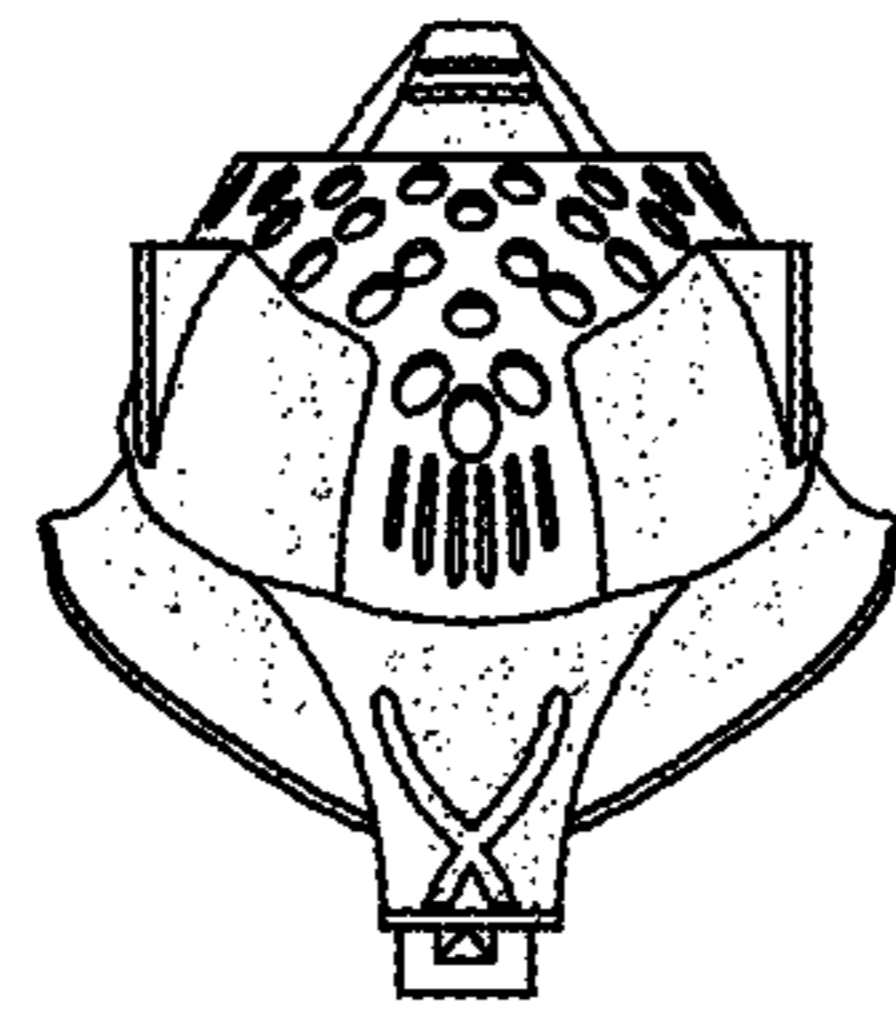


FIG. 4

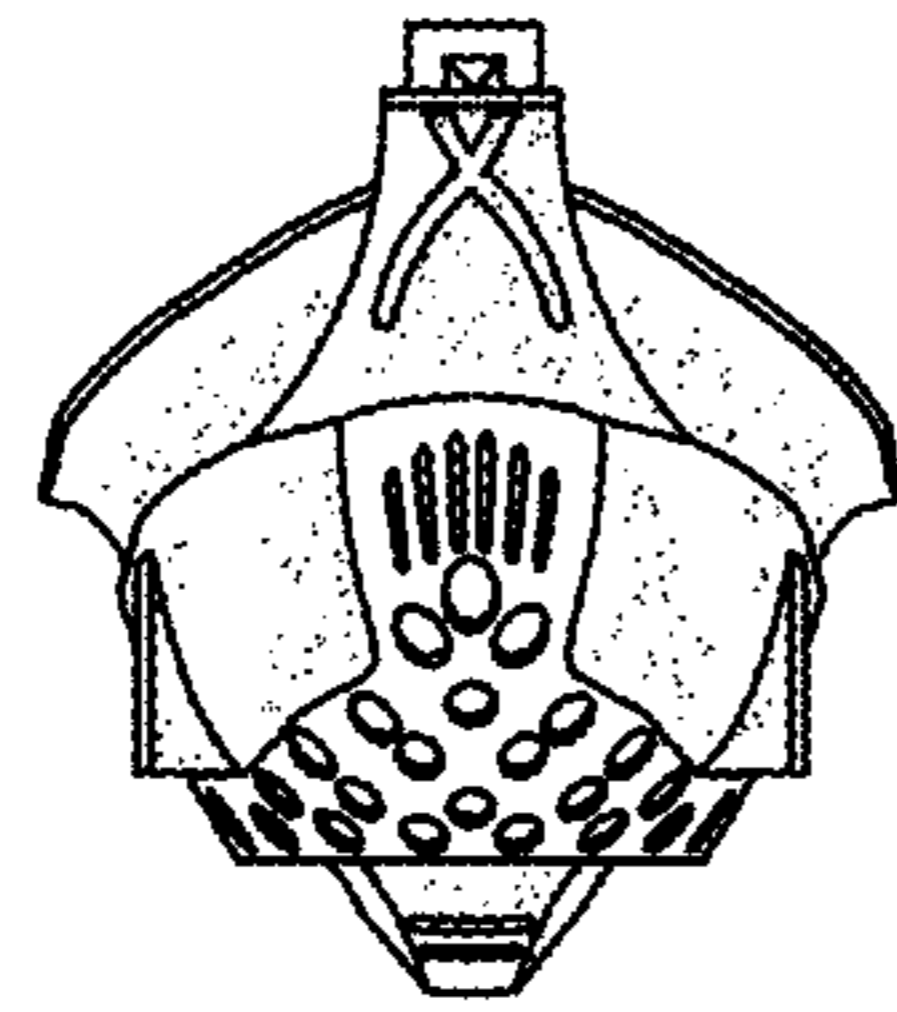


FIG. 5

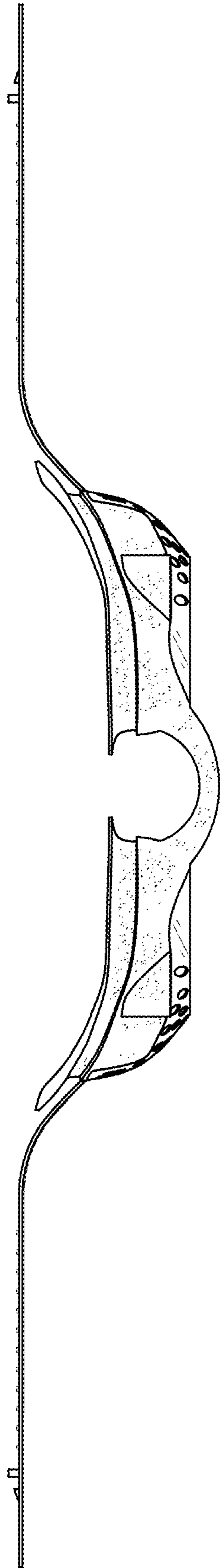


FIG. 6

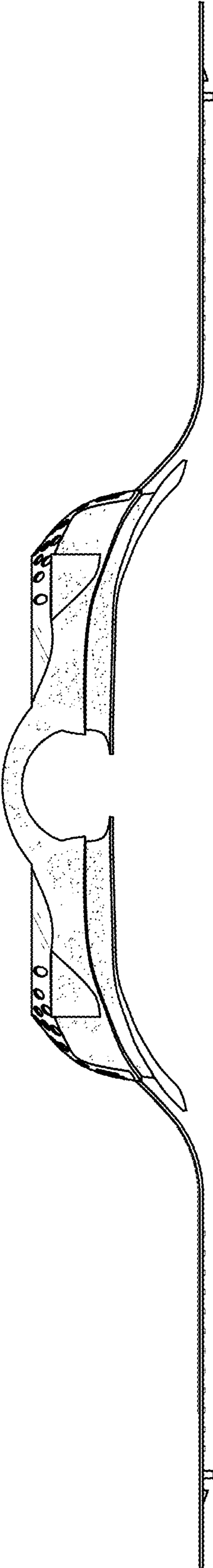


FIG. 7



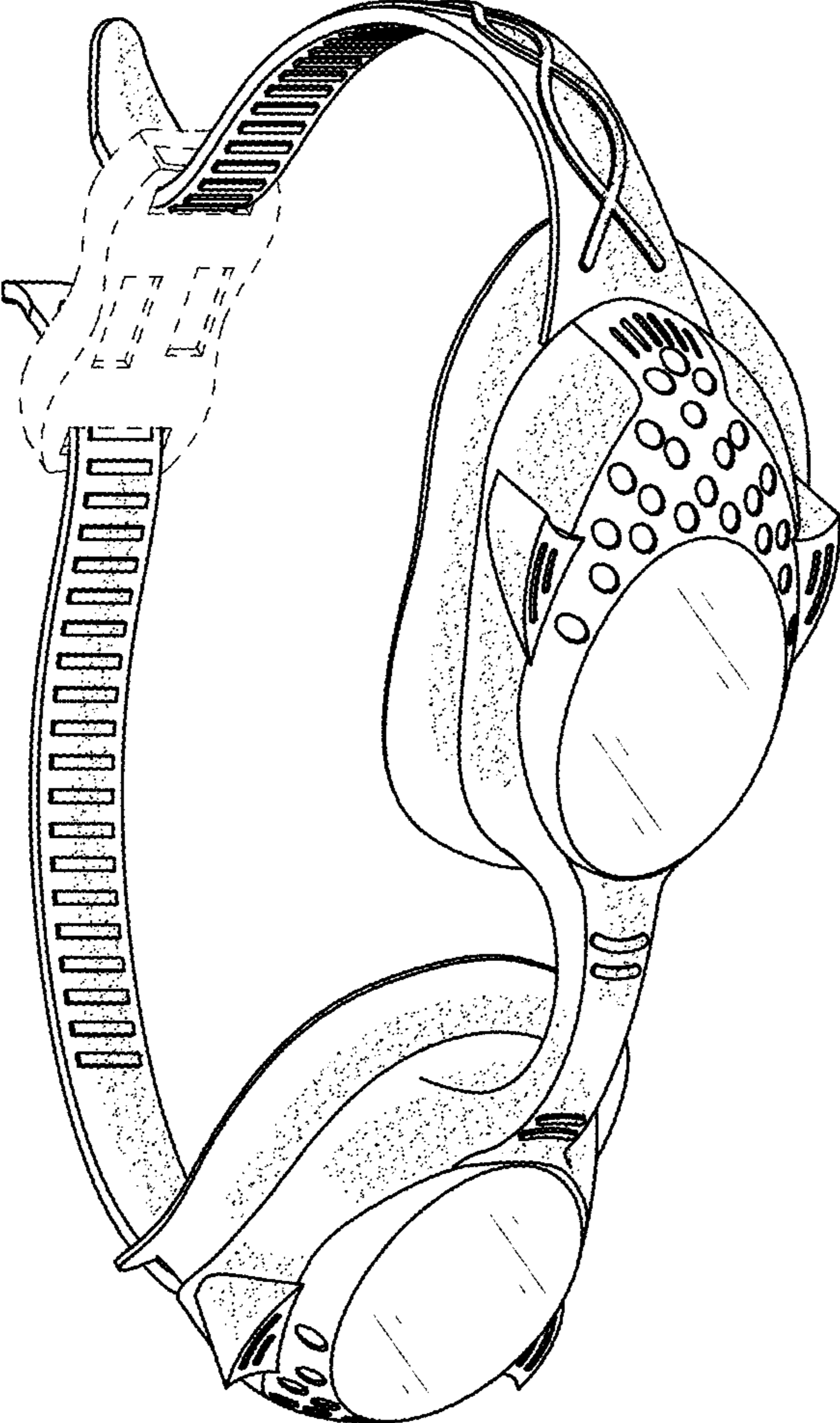


FIG. 8