



US00D879862S

(12) **United States Design Patent** (10) **Patent No.:** **US D879,862 S**
Wallgren et al. (45) **Date of Patent:** **** Mar. 31, 2020**

(54) **SPORTS SIMULATOR FRAME**
(71) Applicant: **Real Play Sims, LLC**, South Haven, MN (US)
(72) Inventors: **Gregory Ken Wallgren**, South Haven, MN (US); **Casey Joseph Hill**, San Diego, CA (US)
(73) Assignee: **REAL PLAY SIMS LLC**, South Haven, MN (US)
(**) Term: **15 Years**

D434,028 S * 11/2000 DeFazio D14/224
6,247,551 B1 * 6/2001 Heron G10K 1/066
181/170
7,828,296 B2 * 11/2010 Crawley A63B 69/0097
273/396
D702,300 S * 4/2014 Crawley D21/699
D765,060 S * 8/2016 Seong D14/209.1
D766,385 S * 9/2016 Crawley D21/705
D783,628 S * 4/2017 Pitteri D14/447
D798,345 S * 9/2017 Maeda D15/89
9,936,803 B2 * 4/2018 Shivers A47B 23/007
2008/0007005 A1 * 1/2008 Hsiao A63B 63/00
273/390
2011/0198460 A1 * 8/2011 Stifal F16M 11/10
248/201

(21) Appl. No.: **29/634,685**

(Continued)

(22) Filed: **Jan. 24, 2018**

OTHER PUBLICATIONS

(51) **LOC (12) Cl.** **16-05**

RealPlayTrifold2019-01-15. [online] Published on Jan. 15, 2019. Retrieved Apr. 27, 2019 from URL: <https://realplaysims.com/RealPlayTrifold2019-01-15.pdf>.*

(52) **U.S. Cl.**
USPC **D16/241**; D21/790

(Continued)

(58) **Field of Classification Search**
USPC D16/219, 237-250; D8/354, 355, 363, D8/373, 382-383, 394-396; D14/224, D14/229, 238, 251, 447, 451, 457; D21/699-705, 790-791
CPC F16M 11/06-10; F16M 11/14; G02B 7/00-002; G03N 17/56; G03N 17/561-568; H04N 5/2253-2254; A45F 2200/0508-0533; A45F 5/00; A45F 5/10

Primary Examiner — Vy N Koenig
(74) *Attorney, Agent, or Firm* — Hamre, Schumann, Mueller & Larson, P.C.

See application file for complete search history.

(57) **CLAIM**

The ornamental design for a sports simulator frame, as shown and described.

(56) **References Cited**

DESCRIPTION

U.S. PATENT DOCUMENTS

1,609,180 A * 11/1926 Motono A47B 23/06
248/445
3,316,864 A * 5/1967 Maslow A47B 55/02
108/148
D223,616 S * 5/1972 Woods D6/678.4
4,938,153 A * 7/1990 Maes A47B 23/046
108/128
D315,383 S * 3/1991 Cochran D21/702

FIG. 1 is a perspective view of a sports simulator frame showing our new design.

FIG. 2 is a front elevation view thereof.

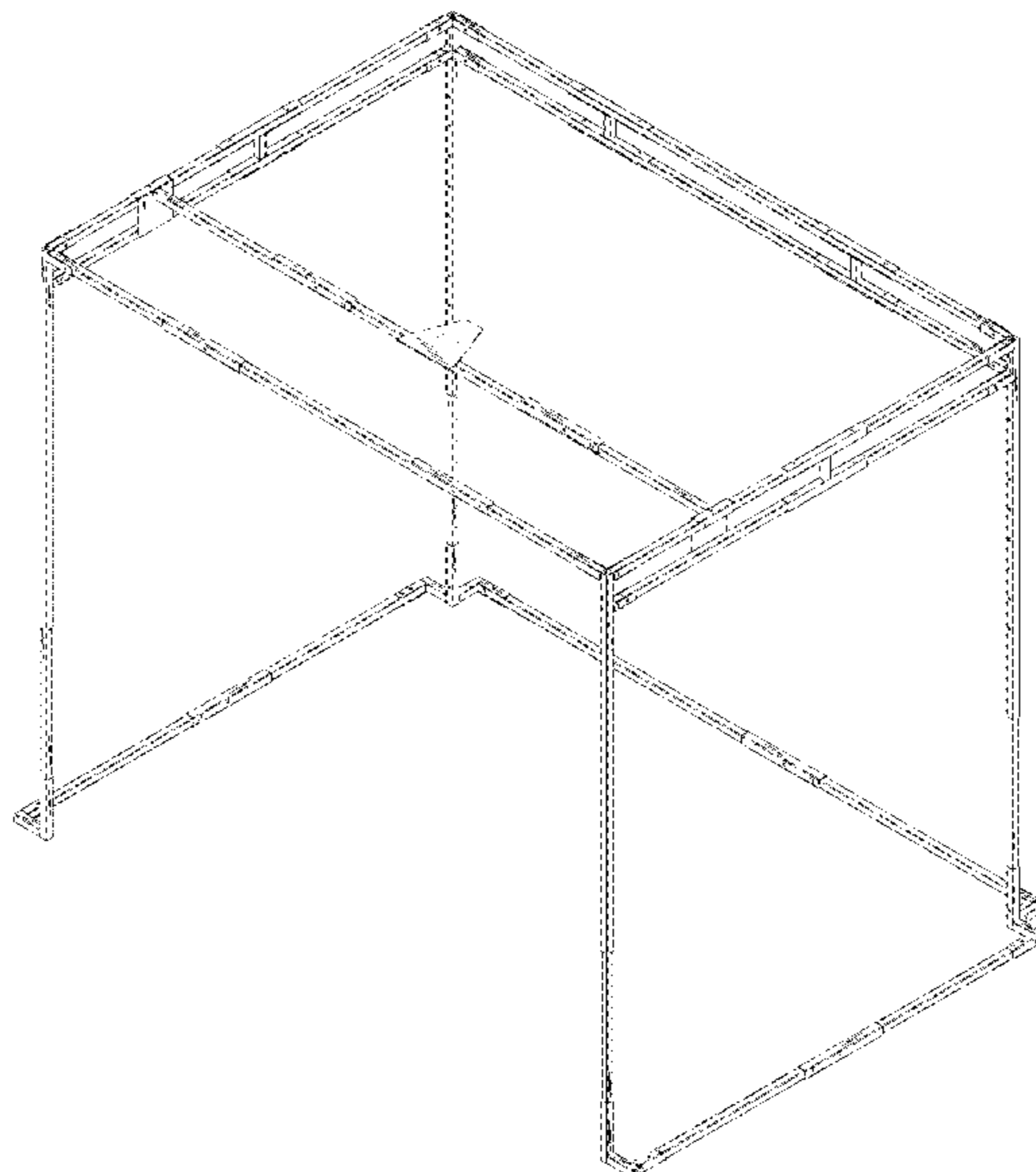
FIG. 3 is a back elevation view thereof.

FIG. 4 is a side elevation view thereof.

FIG. 5 is a top plan view thereof; and,

FIG. 6 is a bottom plan view thereof.

1 Claim, 6 Drawing Sheets



(56)

References Cited

U.S. PATENT DOCUMENTS

2012/0015764 A1* 1/2012 Tynes A63B 63/008
473/439

OTHER PUBLICATIONS

Portable Golf Simulator TruGolf. [online] Published Mar. 3, 2019.
Retrieved Mar. 3, 2019 from URL: <https://trugolf.com/simulators/portable/>.*

* cited by examiner

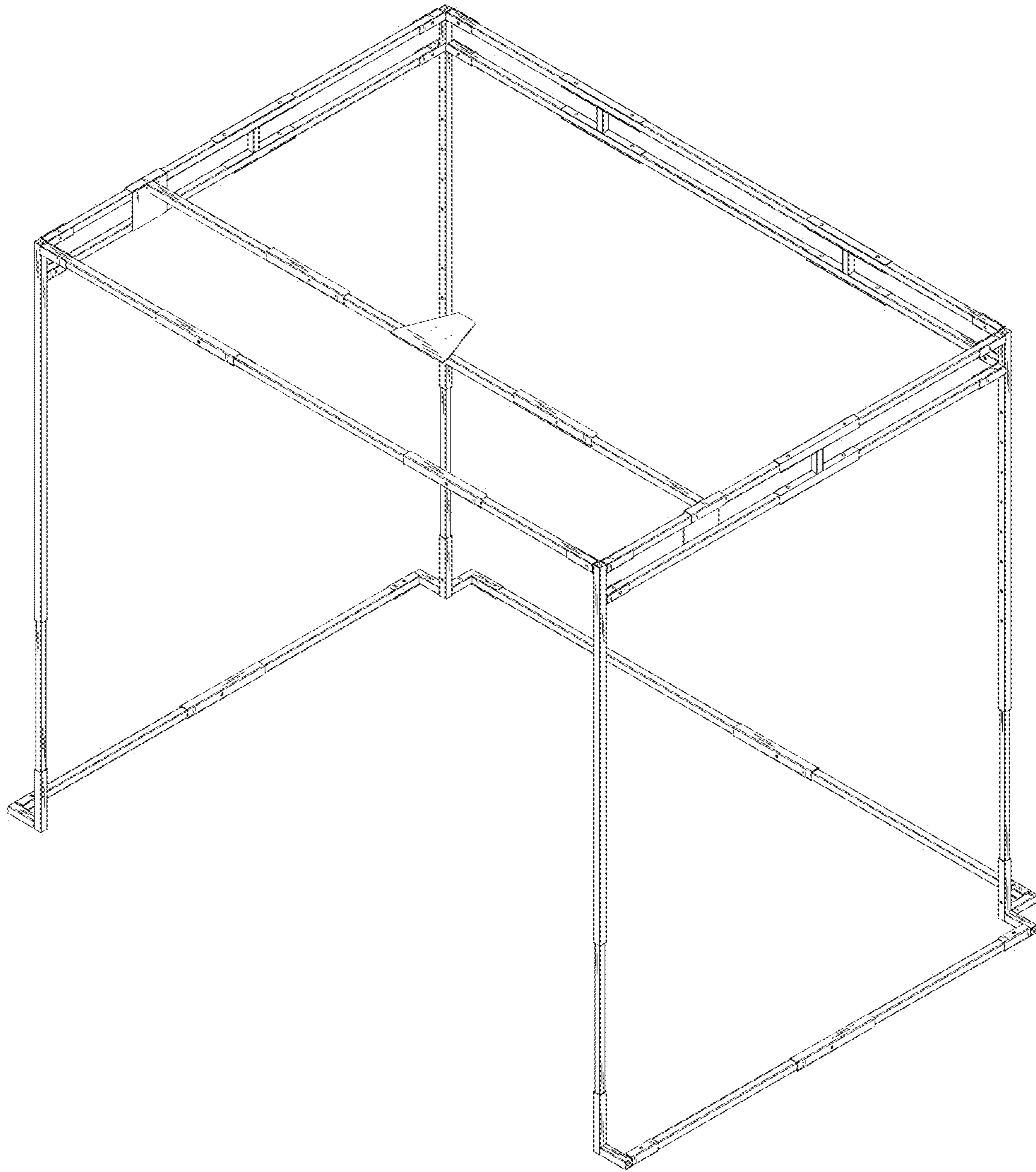


FIG. 1

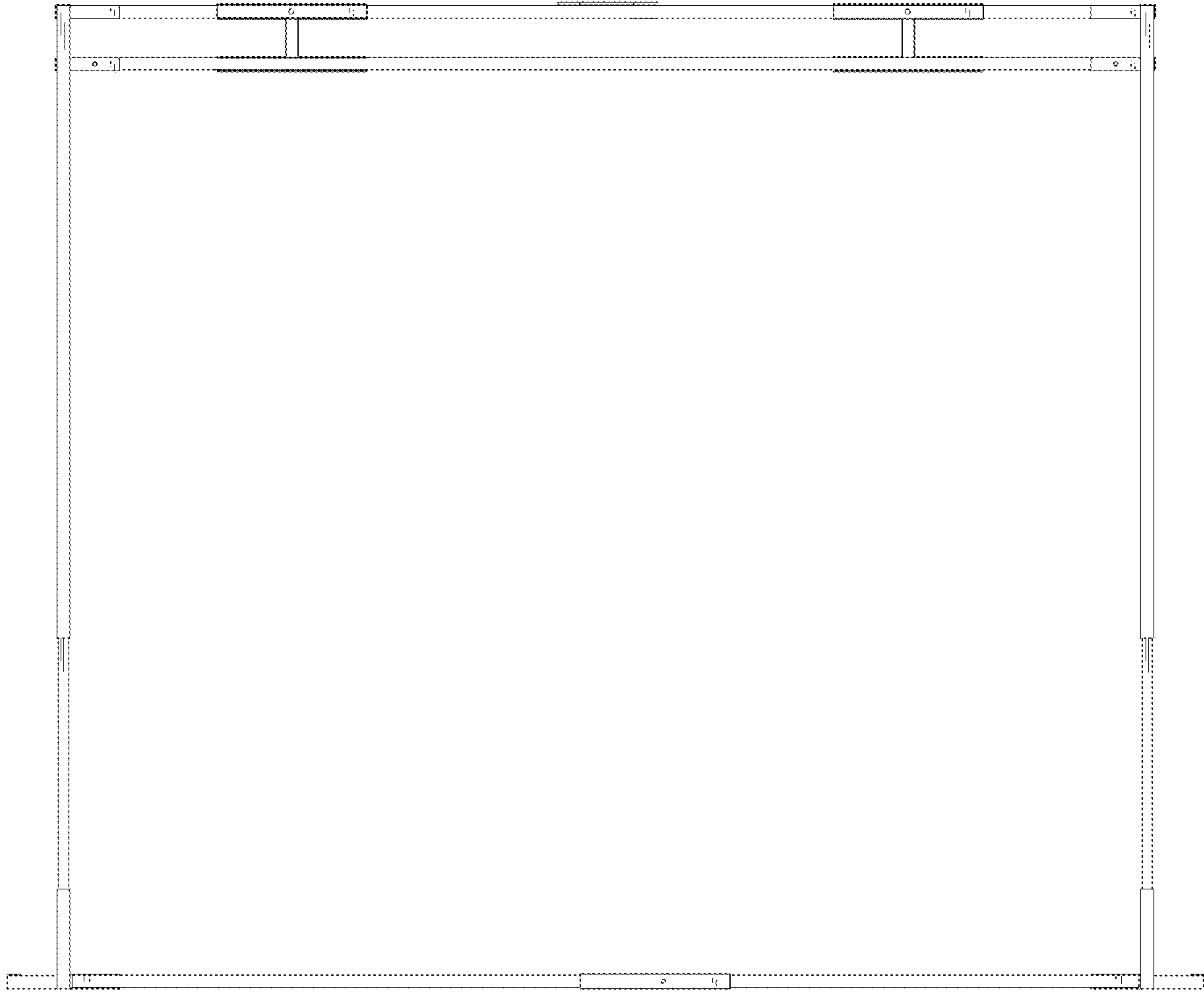


FIG. 2




FIG. 3




FIG. 4

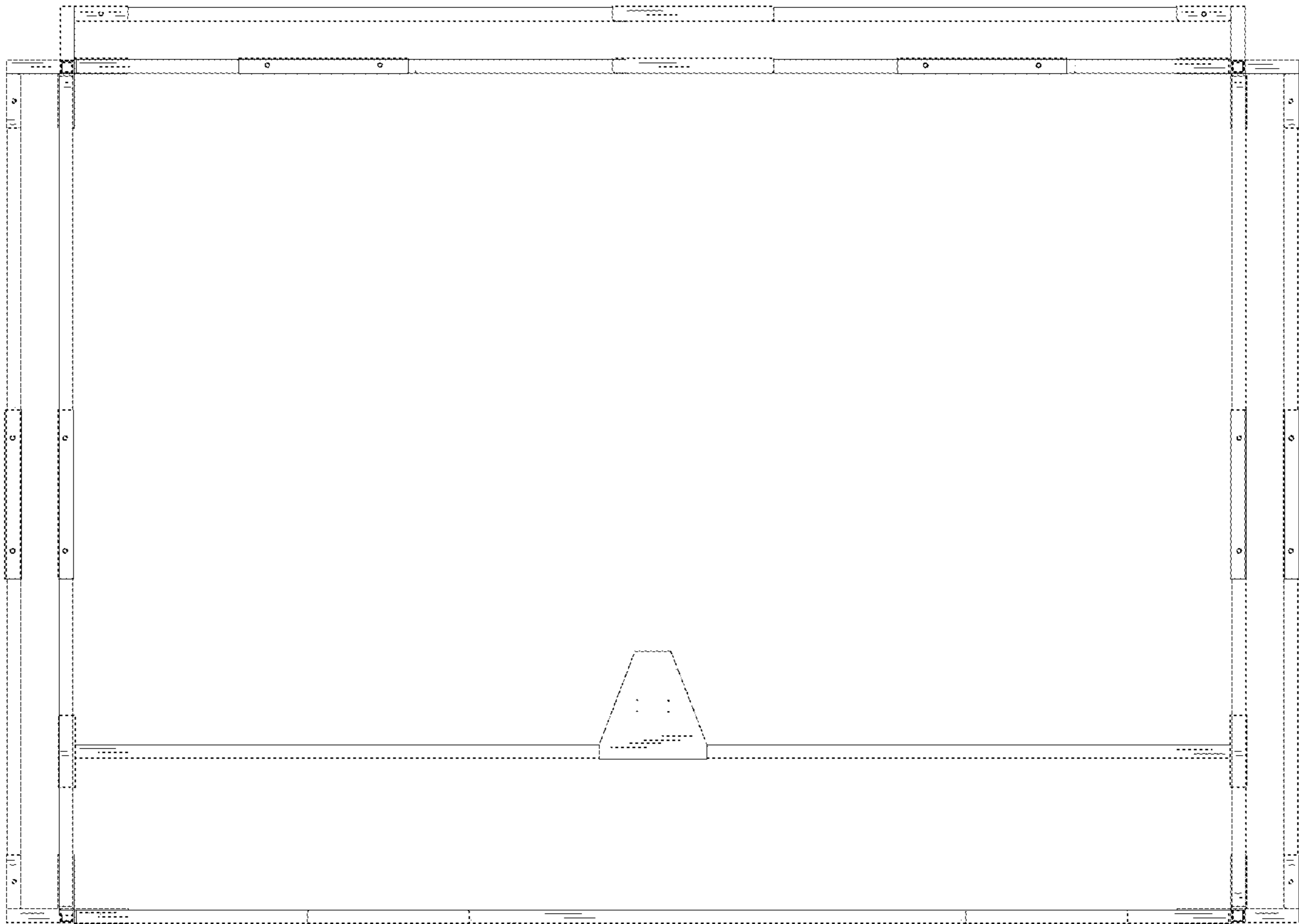


FIG. 5

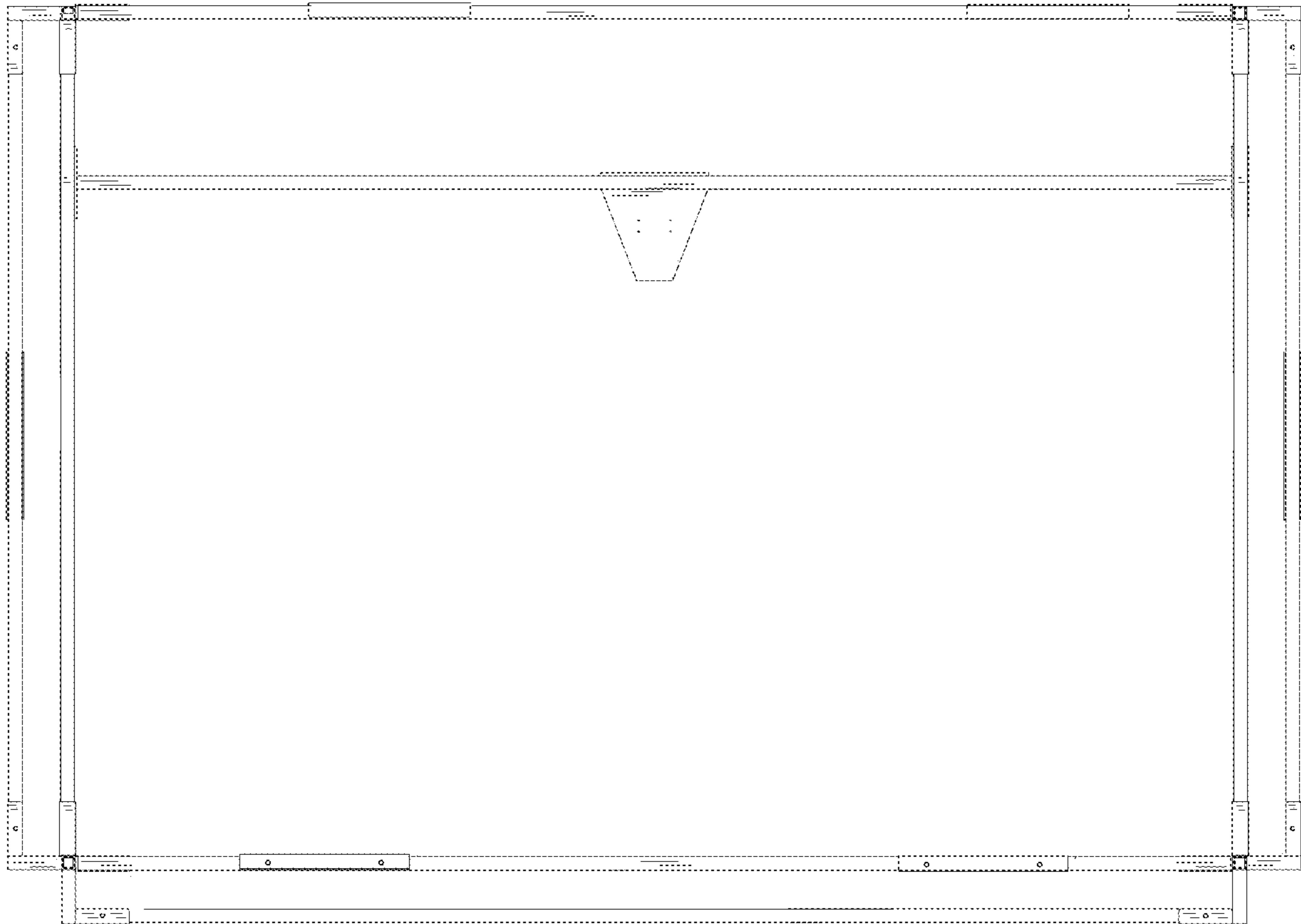


FIG. 6