



US00D879846S

(12) **United States Design Patent**
Sato et al.

(10) **Patent No.:** **US D879,846 S**
(45) **Date of Patent:** **** Mar. 31, 2020**

(54) **DRESSER COMPONENT FOR GRINDSTONE**

(71) Applicant: **Sumitomo Electric Hardmetal Corp.**,
Itami-shi (JP)

(72) Inventors: **Takeshi Sato**, Itami (JP); **Tadashi Yamaguchi**, Itami (JP); **Shinichiro Yurugi**, Itami (JP)

(73) Assignee: **Sumitomo Electric Hardmetal Corp.**,
Itami-shi (JP)

(**) Term: **15 Years**

(21) Appl. No.: **29/709,164**

(22) Filed: **Oct. 11, 2019**

D69,884 S *	4/1926	Heller	D11/90
D70,264 S *	6/1926	Craft	D11/90
1,864,542 A	6/1932	Eberhardt		
2,847,169 A	8/1958	Walter		
2,947,124 A	8/1960	Madigan		
2,978,850 A	4/1961	Merrill		
4,539,971 A	9/1985	Moeller		
4,634,062 A	1/1987	Berchem		
D340,666 S *	10/1993	Schachter	D11/90
D340,669 S *	10/1993	Schachter	D11/89
D389,425 S *	1/1998	Rosenberg	D11/90
6,361,410 B1	3/2002	Sakai		
D487,279 S	3/2004	Kazama		
D491,961 S	6/2004	Kazama		

(Continued)

Primary Examiner — Patricia A Palasik

(74) *Attorney, Agent, or Firm* — Baker Botts L.L.P.;
Michael A. Sartori

Related U.S. Application Data

(62) Division of application No. 29/627,926, filed on Nov. 30, 2017.

Foreign Application Priority Data

Jun. 1, 2017	(JP)	2017-011864
Jun. 1, 2017	(JP)	2017-011865
Oct. 3, 2017	(JP)	2017-021871

(51) **LOC (12) Cl.** **15-09**

(52) **U.S. Cl.**
USPC **D15/126**

(58) **Field of Classification Search**
USPC D8/7, 14, 20, 70, 90, 499; D15/123, 126,
D15/129, 130, 131, 138, 139, 140;
D19/187; D21/372; D28/7
CPC B24B 49/04; B24B 53/08; B24B 53/12;
B24B 53/017; B24D 5/02
See application file for complete search history.

References Cited

U.S. PATENT DOCUMENTS

1,431,475 A	10/1922	MacDonald		
D62,383 S *	5/1923	Heller	D11/90

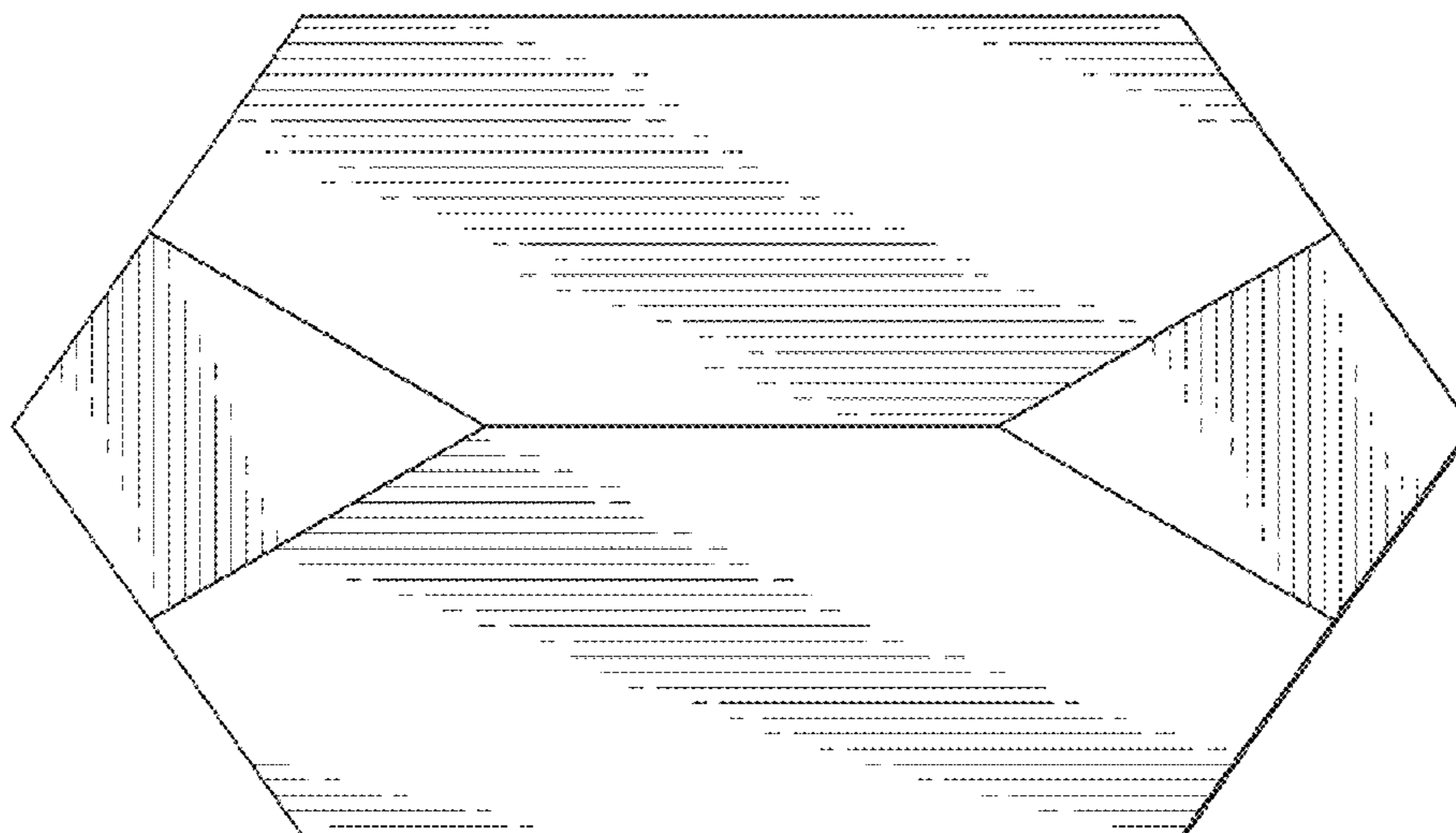
(57) **CLAIM**

The ornamental design for a dresser component for a grindstone, as shown and described.

DESCRIPTION

FIG. 1 is a front view of a dresser component for a grindstone in accordance with an embodiment of the present design;
FIG. 2 is a rear view thereof;
FIG. 3 is a right side view thereof;
FIG. 4 is a left side view thereof;
FIG. 5 is a top view thereof;
FIG. 6 is a bottom view thereof;
FIG. 7 is a perspective view thereof; and,
FIG. 8 is a referential view showing the state in use of the dresser component for a grindstone.
The broken lines shown in the referential views represent portions of the dresser component for a grindstone that form no part of the claimed design.

1 Claim, 5 Drawing Sheets



(56)

References Cited

U.S. PATENT DOCUMENTS

D504,693 S 5/2005 Kazama
 D511,989 S * 11/2005 Pereira De Castro D11/90
 D511,994 S * 11/2005 Chan D11/90
 D513,205 S * 12/2005 Ho D11/90
 7,000,607 B2 * 2/2006 Davidi A44C 17/001
 125/30.01
 D521,409 S * 5/2006 De Castro D11/90
 D521,537 S * 5/2006 Jahnke D11/89
 D535,907 S * 1/2007 Sevdermish D11/90
 D543,891 S * 6/2007 Granig D11/90
 D543,892 S * 6/2007 Prechtl D11/90
 D543,893 S * 6/2007 Tabertshofer D11/90
 D559,145 S * 1/2008 Gorenstein D11/90
 D567,139 S * 4/2008 Rydlewicz D11/90
 D567,140 S * 4/2008 Rydlewicz D11/90
 D619,153 S 7/2010 Davidson
 D659,548 S 5/2012 de France

D743,457 S 11/2015 Bodurov
 D745,583 S * 12/2015 Arikan D15/138
 9,597,767 B2 3/2017 Ishigami
 D789,600 S 6/2017 Nicoline
 D789,828 S * 6/2017 Banman D11/90
 D796,114 S 8/2017 Nicoline
 D806,175 S 12/2017 Fjelstad
 D812,810 S 3/2018 Celia
 D813,452 S 3/2018 Celia
 D819,885 S 6/2018 Celia
 D822,277 S 7/2018 Xavier
 D849,068 S 5/2019 Hirano
 D849,069 S 5/2019 Hirano
 D849,806 S 5/2019 Hirano
 2011/0297775 A1 12/2011 Bodurov
 2012/0071074 A1 3/2012 Masuzaki
 2014/0013673 A1 1/2014 Takehara
 2014/0191069 A1 7/2014 Bodurov
 2019/0152021 A1 5/2019 Kitamura

* cited by examiner

FIG. 1

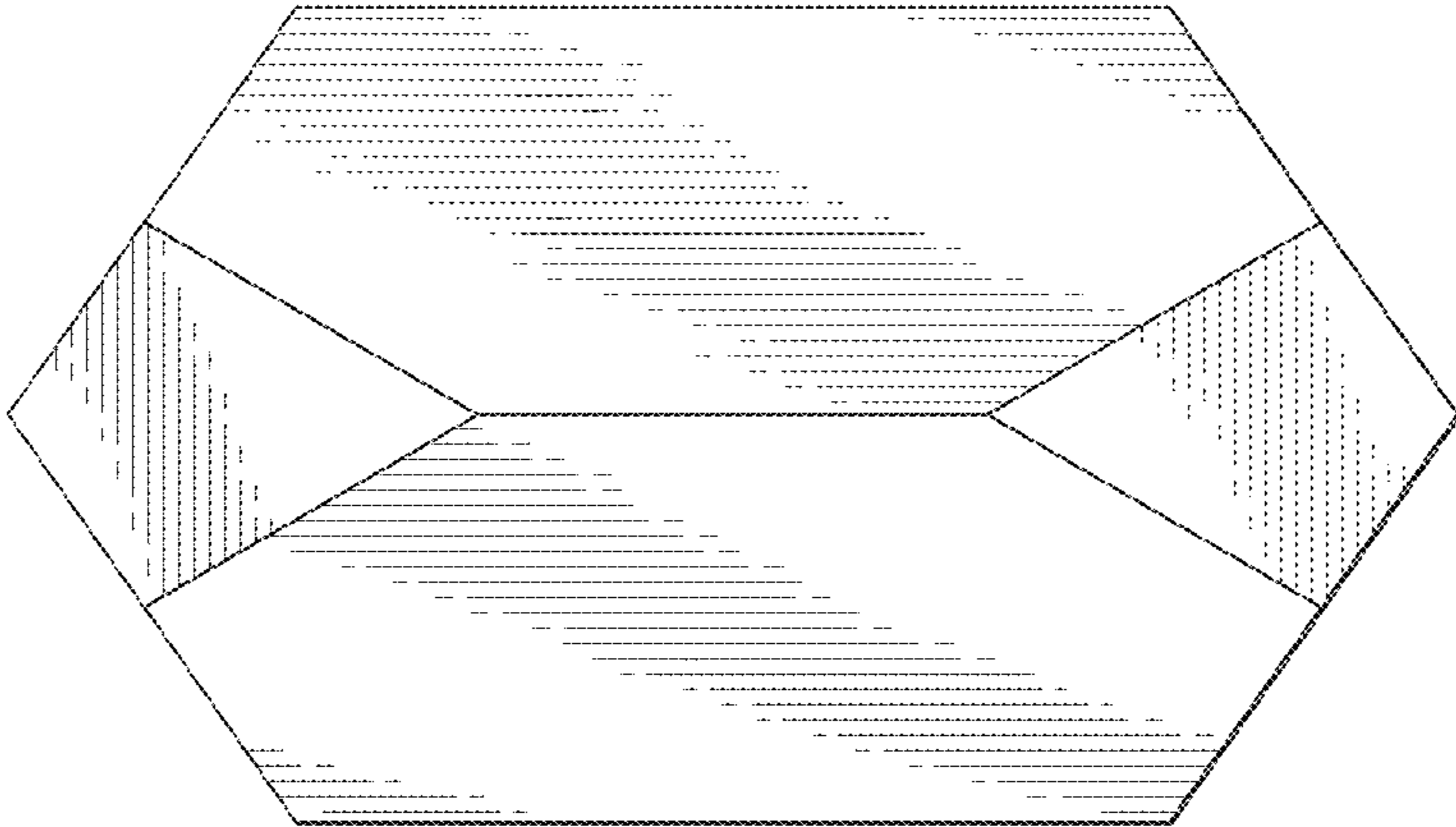


FIG. 2

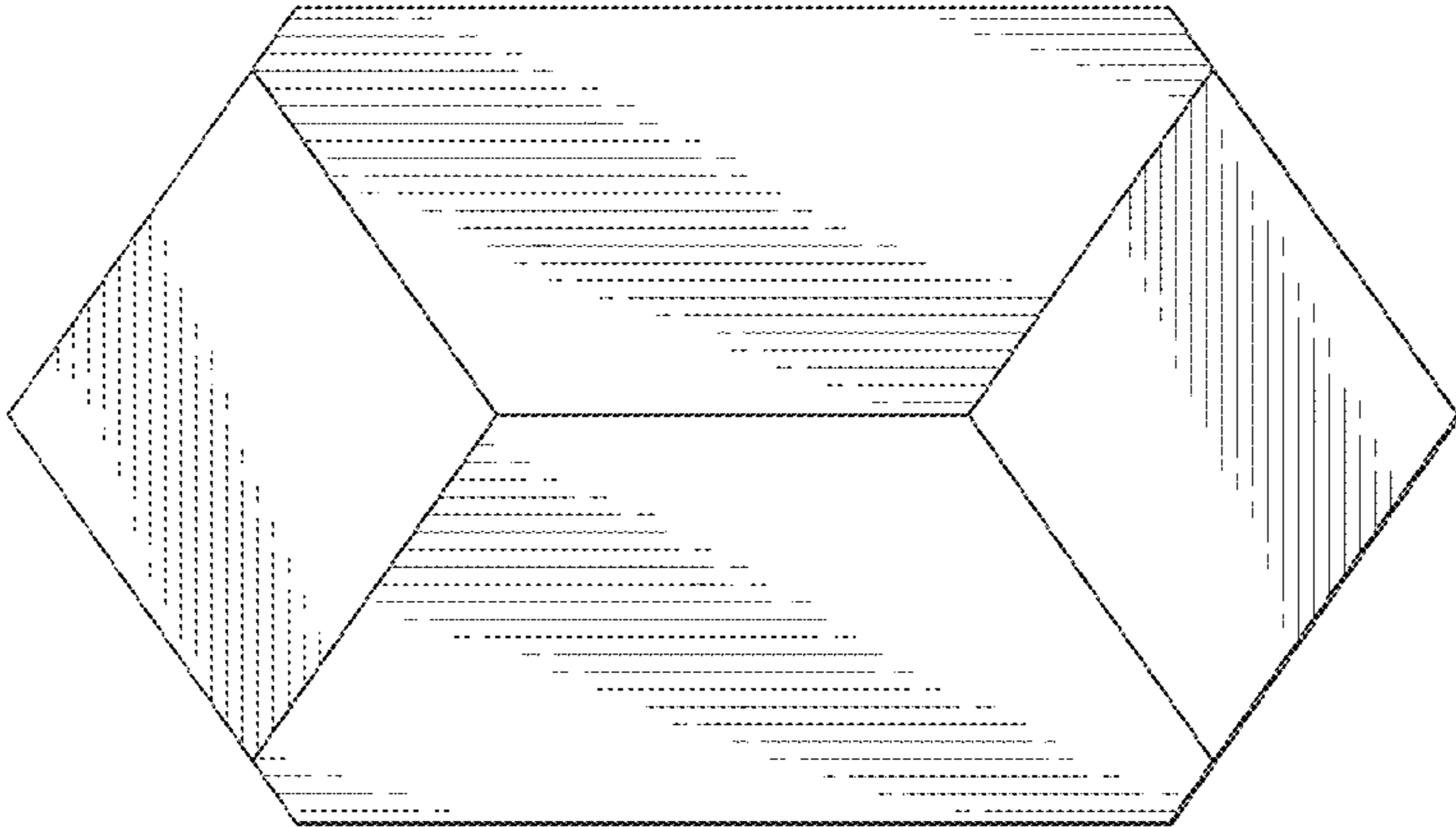


FIG. 3

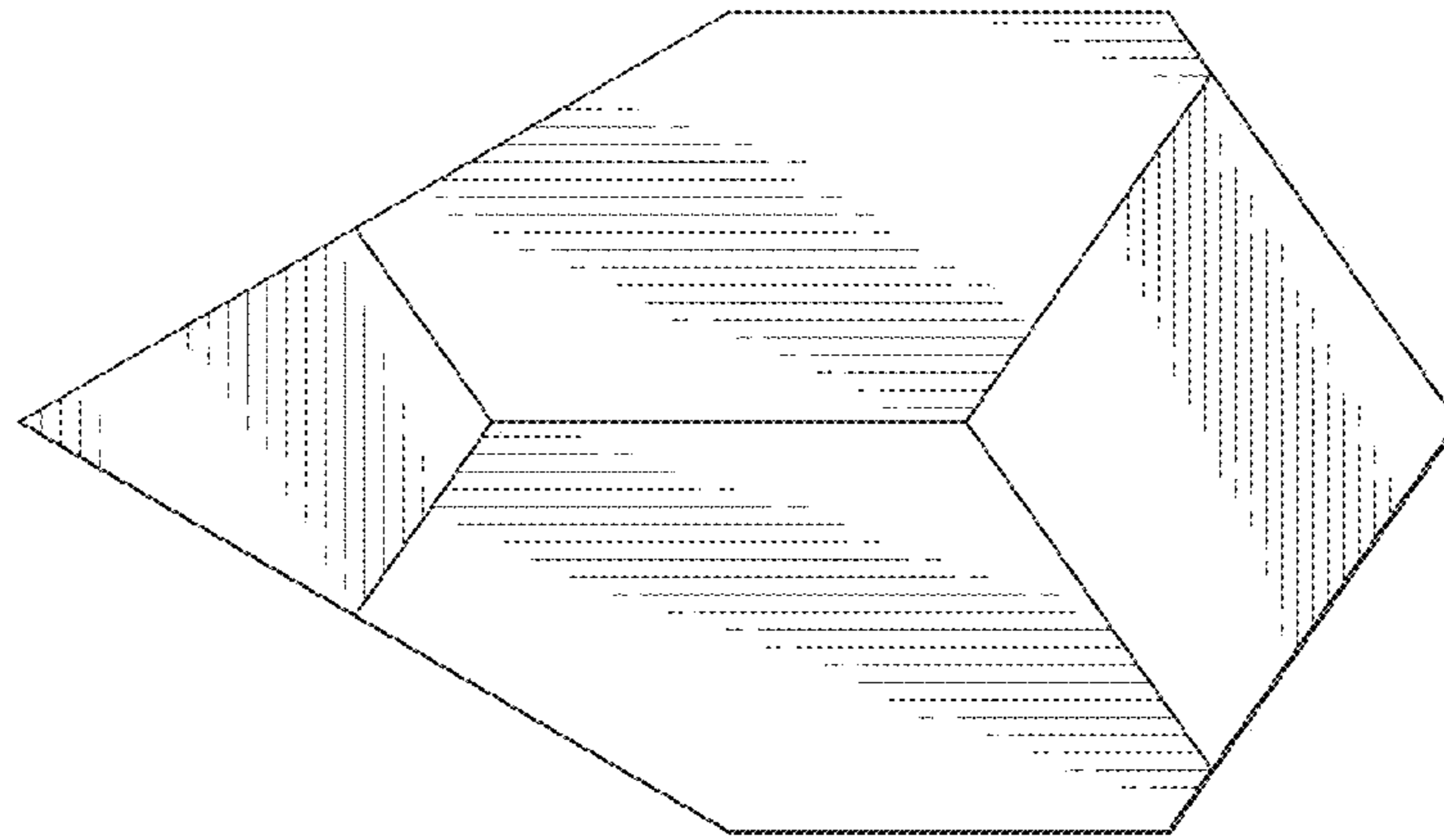


FIG. 4

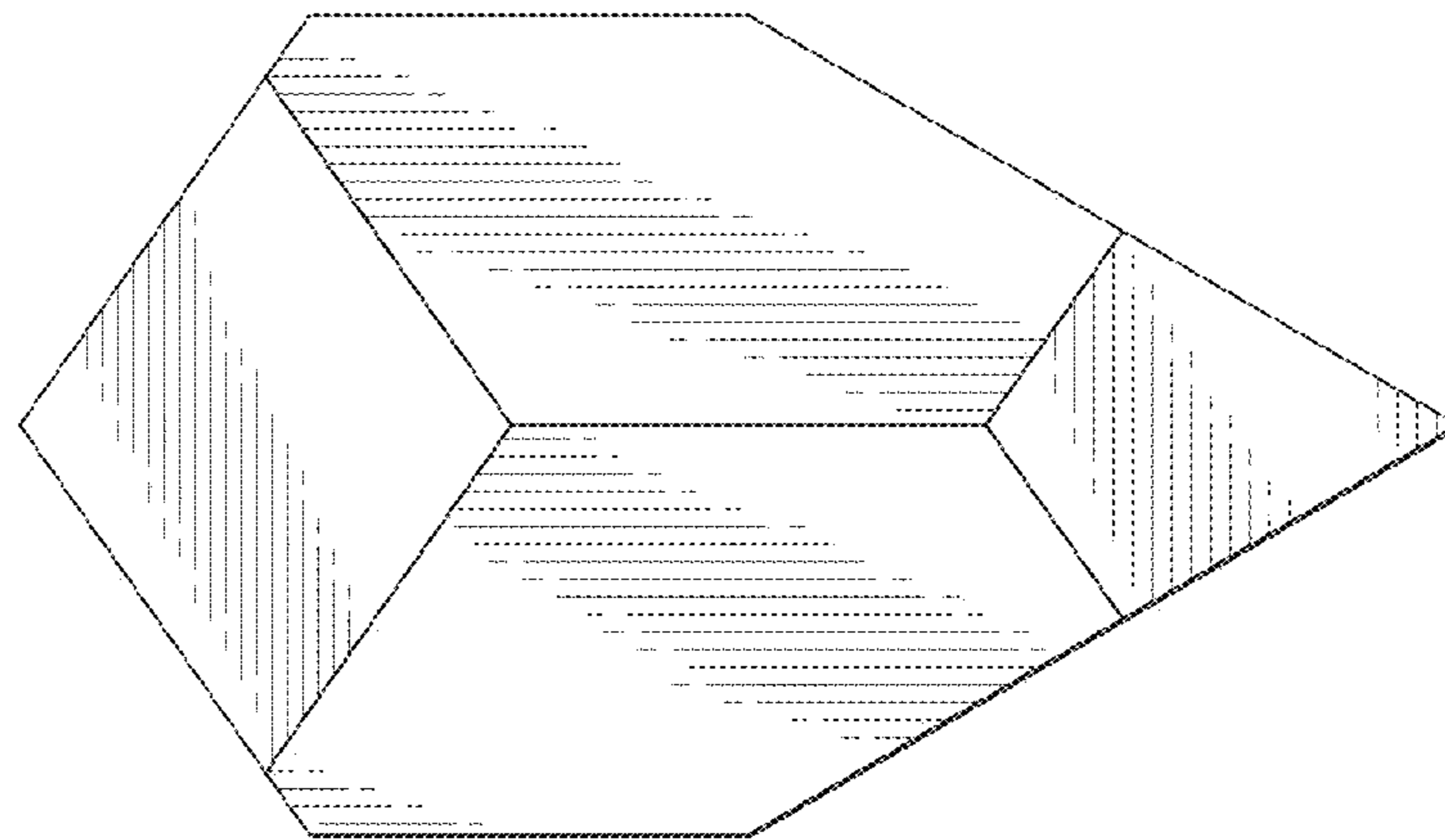


FIG. 5

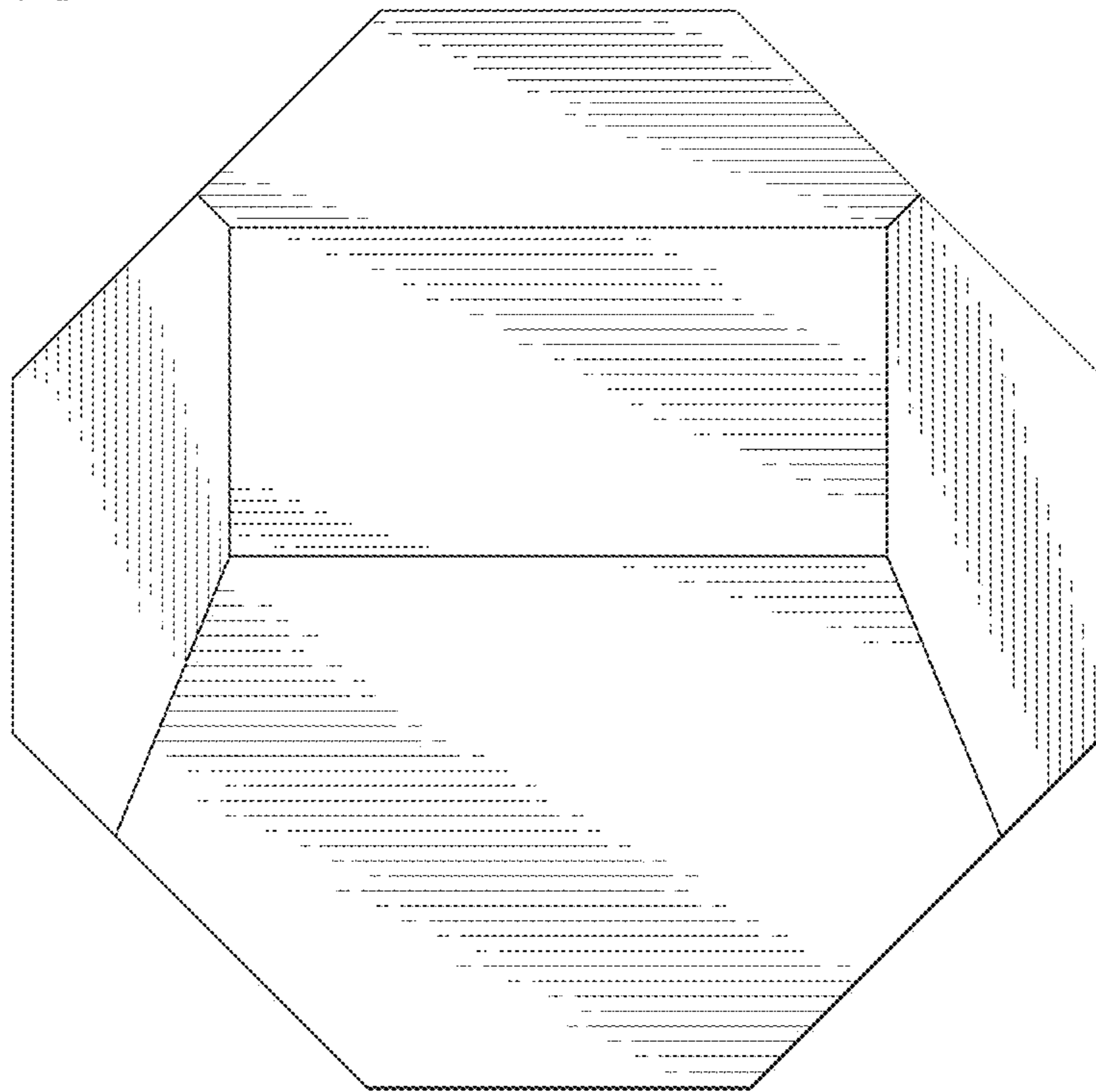


FIG. 6

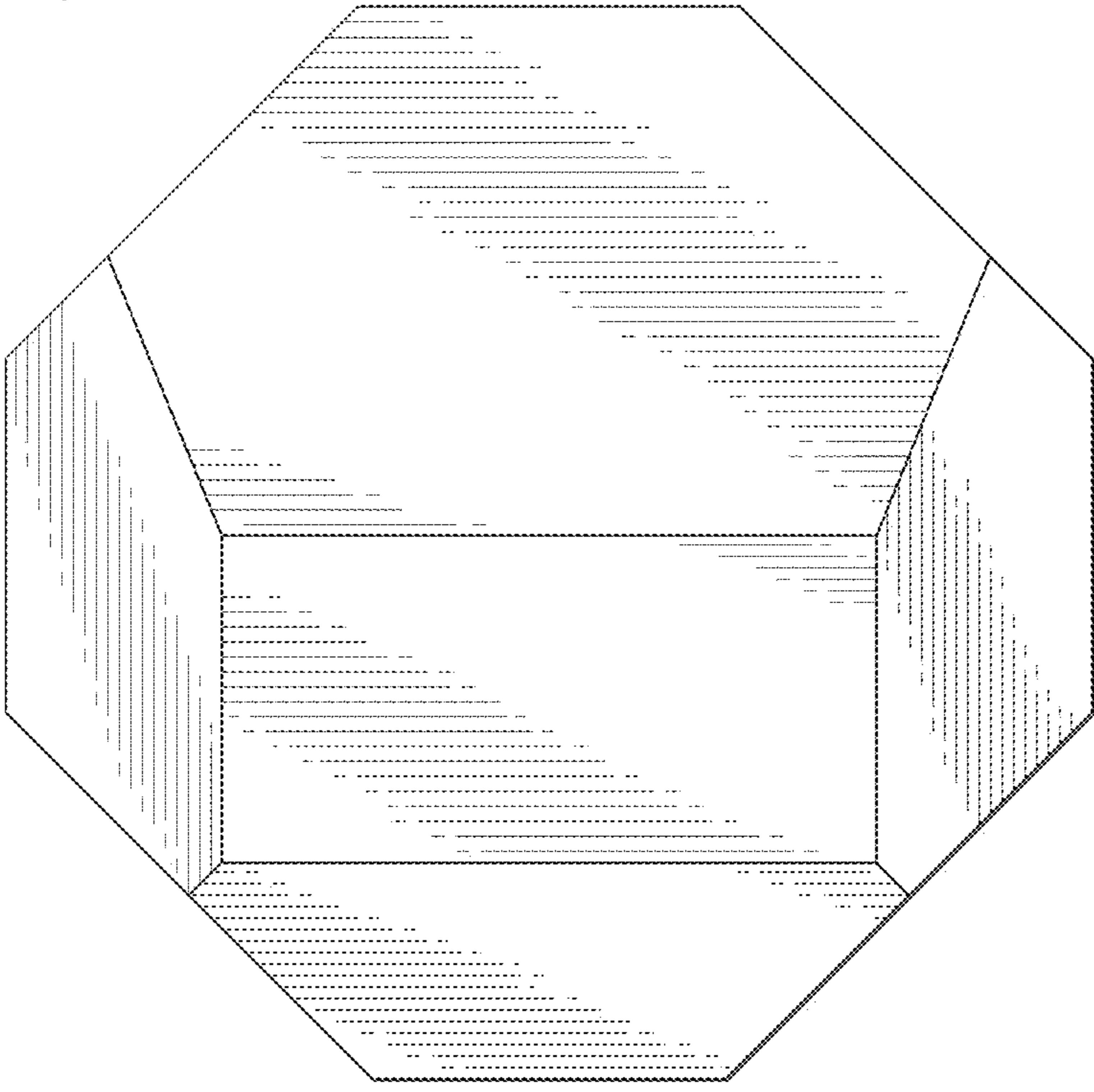


FIG. 7

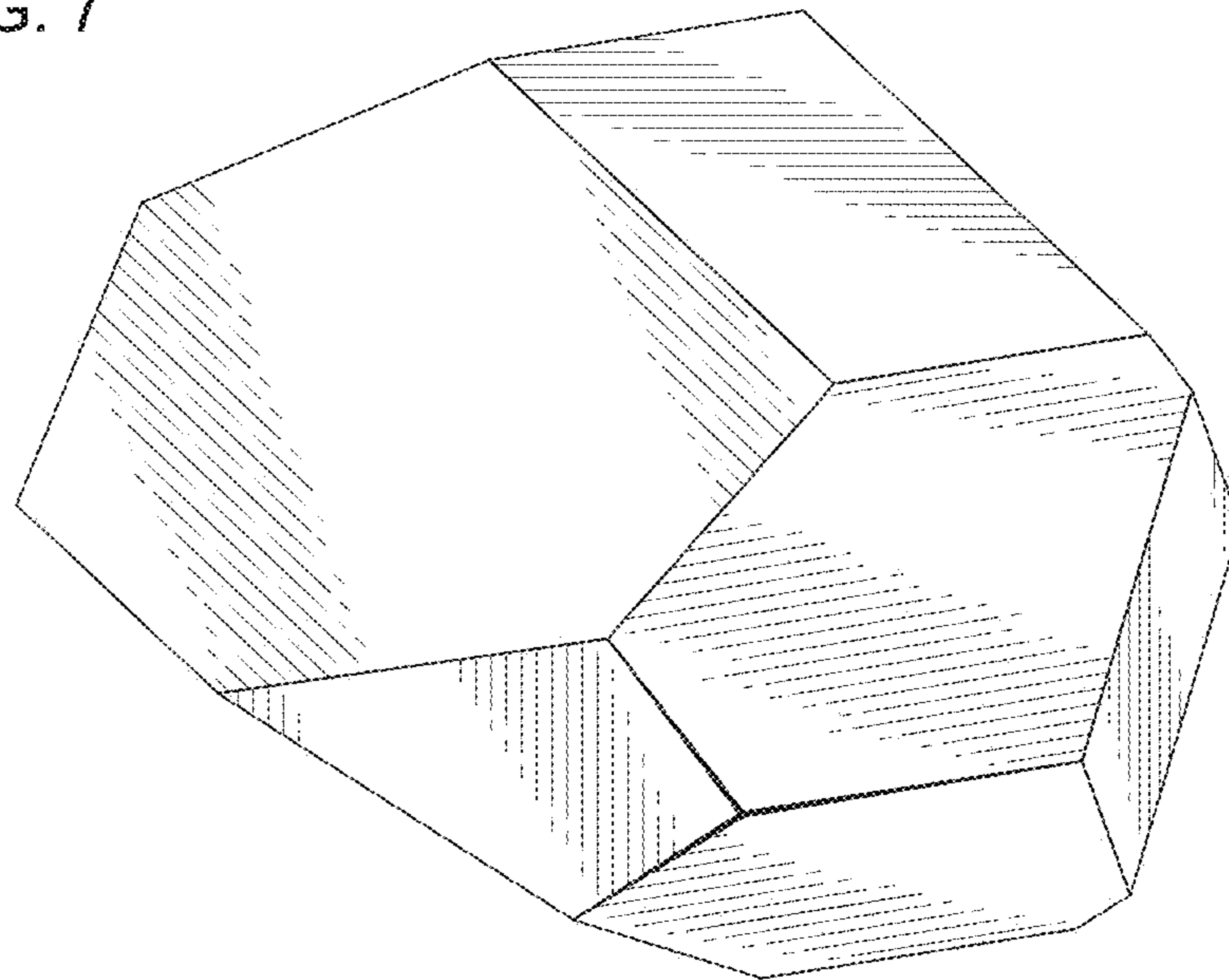


FIG. 8

