



US00D879761S

(12) **United States Design Patent**
Henry

(10) **Patent No.:** **US D879,761 S**
(45) **Date of Patent:** **** Mar. 31, 2020**

(54) **CELL PHONE CASE WITH LCD SCREEN AND DETACHABLE COVER**

(71) Applicant: **Rodney Henry**, San Francisco, CA (US)

(72) Inventor: **Rodney Henry**, San Francisco, CA (US)

(**) Term: **15 Years**

(21) Appl. No.: **29/637,915**

(22) Filed: **Feb. 22, 2018**

(51) **LOC (12) Cl.** **14-03**

(52) **U.S. Cl.**
USPC **D14/250**

(58) **Field of Classification Search**
USPC D3/201, 218, 226, 227, 247, 249, 250, D3/269, 303; D13/103, 107, 108, 119; D14/137, 138 R, 138 AA, 138 C, 138 G, D14/172, 192, 203.3-203.7, 217, 238.1, D14/247, 248, 250-253, 440, 447
CPC H04B 1/3888; H04M 1/0283; H04M 1/0202; A45C 1/06; A45C 2011/002; A45C 11/00; A45F 2005/028; A45F 2200/0525

See application file for complete search history.

(56) **References Cited**

U.S. PATENT DOCUMENTS

D321,491 S *	11/1991	Stagl	D11/132
6,535,740 B1	3/2003	Iwata et al.		
7,286,856 B2	10/2007	Miwa		
D603,603 S *	11/2009	Laine	D3/218
7,734,318 B2	6/2010	Goto		
D650,810 S *	12/2011	Lemelman	D14/203.3
8,160,221 B2	4/2012	Henderson		
D677,249 S *	3/2013	Li	D14/250
D681,620 S *	5/2013	Huskinson	D14/250
D685,779 S *	7/2013	Schriefer	D14/250
D695,731 S *	12/2013	Adami	D14/250

D696,669 S	12/2013	Akana et al.		
D701,265 S *	3/2014	Greenhalgh	D19/113
D702,673 S	4/2014	Murchison et al.		
D706,783 S	6/2014	Almodova		
D707,229 S	6/2014	Almodova		
D710,859 S	8/2014	Mecchella et al.		
D712,890 S *	9/2014	McCormac	D14/250
D723,531 S *	3/2015	Katzke	D14/250
D724,785 S *	3/2015	Frederick	D14/250
8,989,825 B1	3/2015	Rao et al.		
D746,805 S *	1/2016	Kim	D14/250
D754,125 S	4/2016	Akana et al.		
D756,977 S *	5/2016	Schriefer	D14/250

(Continued)

Primary Examiner — Susan E Krakower

Assistant Examiner — L. A. Grabenstetter

(74) *Attorney, Agent, or Firm* — Suzanne Kikel

(57) **CLAIM**

The ornamental design for a cell phone case with LCD screen and detachable cover, as shown and described.

DESCRIPTION

FIG. 1 is a front perspective view of a cell phone case with LCD screen and detachable cover showing my new design, with the detachable cover in a closed position.

FIG. 2 is a front exploded, perspective view thereof.

FIG. 3 is a front perspective view with the detachable cover in an opened position.

FIG. 4 is a rear perspective view thereof.

FIG. 5 is a front elevational view thereof with the detachable cover in a closed position.

FIG. 6 is a rear elevational view thereof.

FIG. 7 is a left side view thereof.

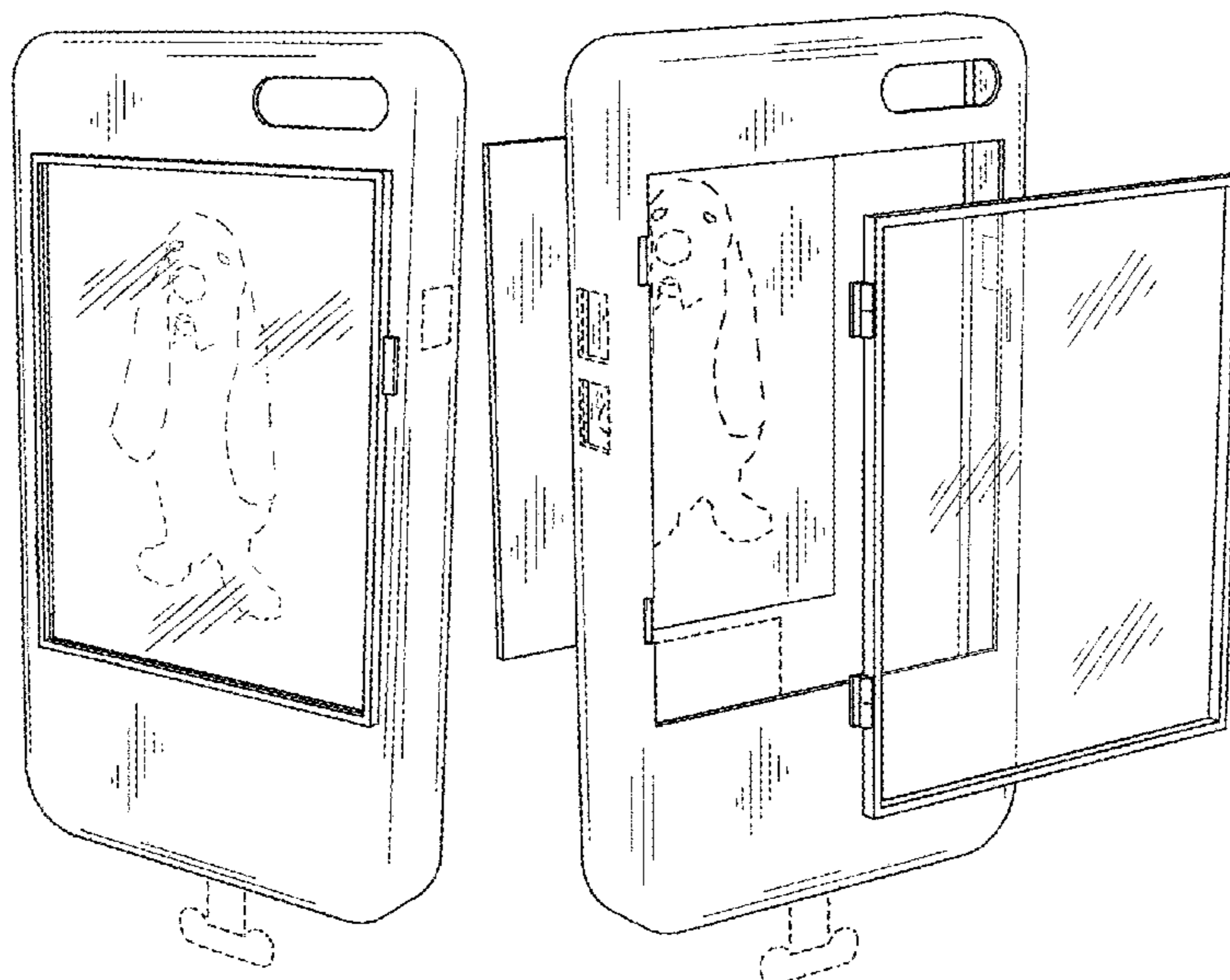
FIG. 8 is a right side view thereof.

FIG. 9 is a bottom plan view thereof; and,

FIG. 10 is a top plan view thereof.

The broken lines in the Figures show portions of the cell phone case that form no part of the claimed design.

1 Claim, 8 Drawing Sheets



(56)

References Cited

U.S. PATENT DOCUMENTS

9,391,664	B2	7/2016	Xiao et al.	
9,411,213	B2 *	8/2016	Ellis-Brown G06F 1/1628
D765,632	S *	9/2016	Northrup D14/250
D765,636	S	9/2016	Kanazawa	
9,462,093	B2 *	10/2016	Hegemier H04M 1/0283
D791,115	S *	7/2017	Schilling D14/250
D792,393	S	7/2017	Akana et al.	
9,755,444	B2	9/2017	To et al.	
2002/0055373	A1	5/2002	King et al.	
2003/0104850	A1	6/2003	Lai et al.	

* cited by examiner

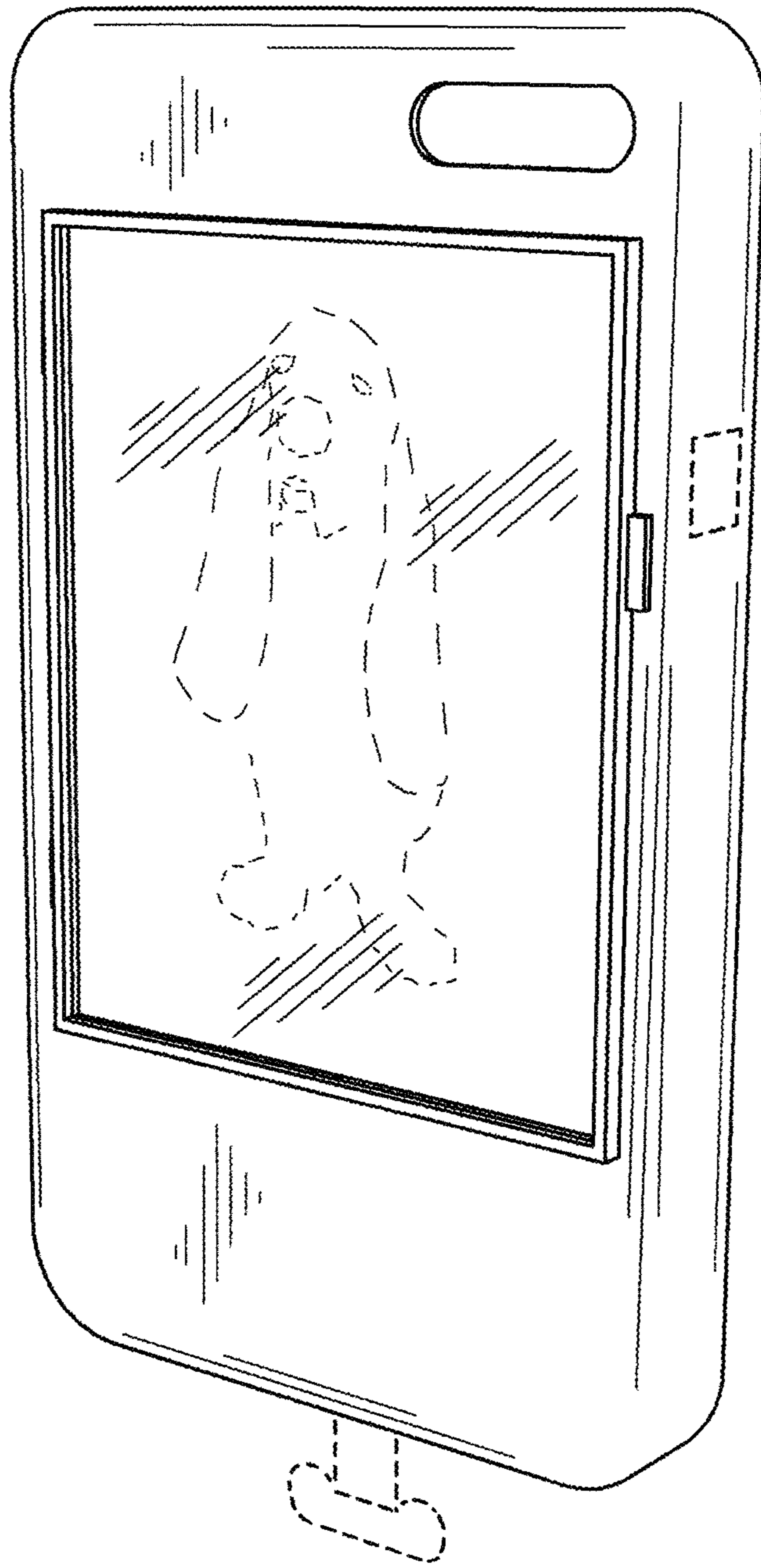


FIG. 1

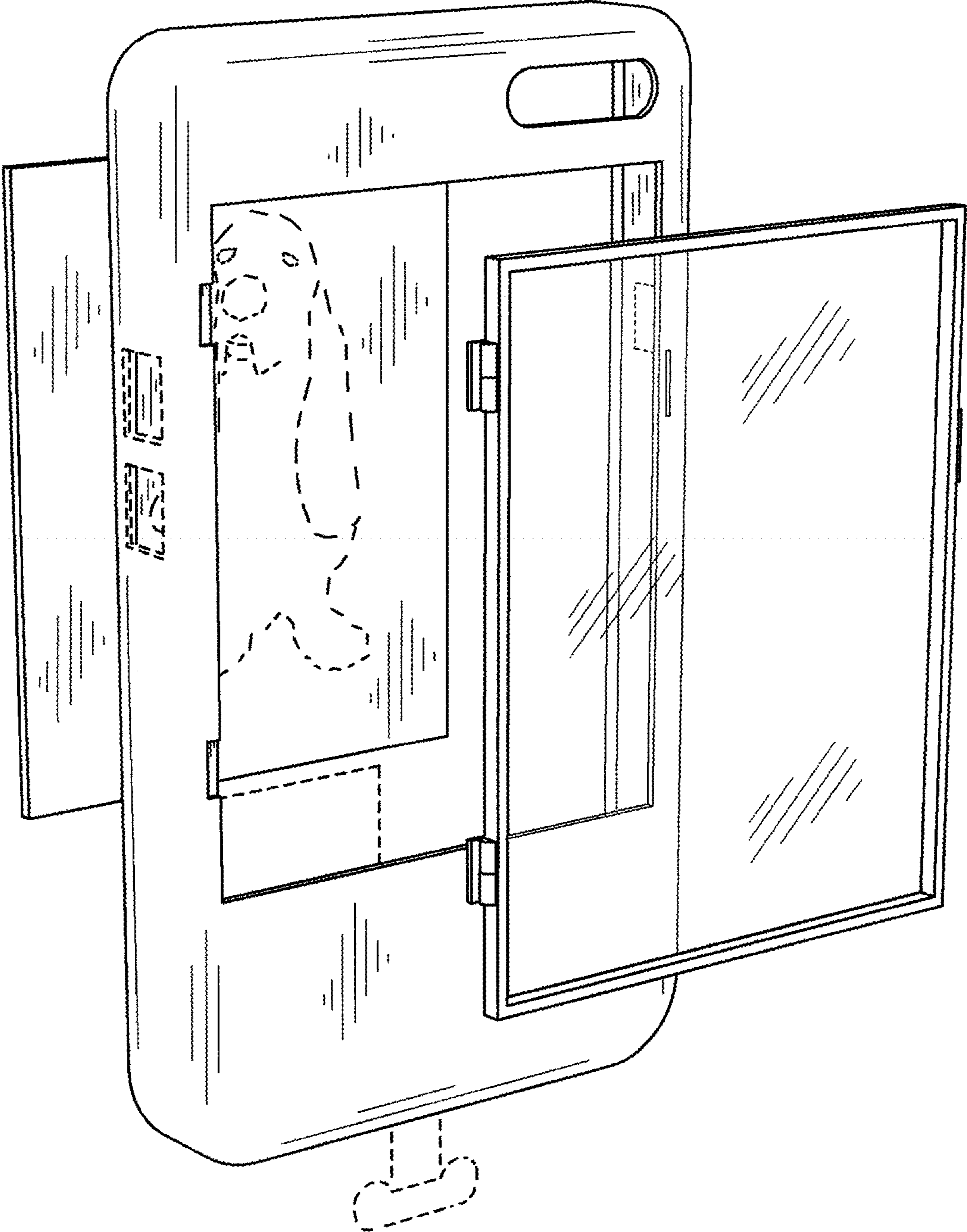


FIG. 2




FIG. 3

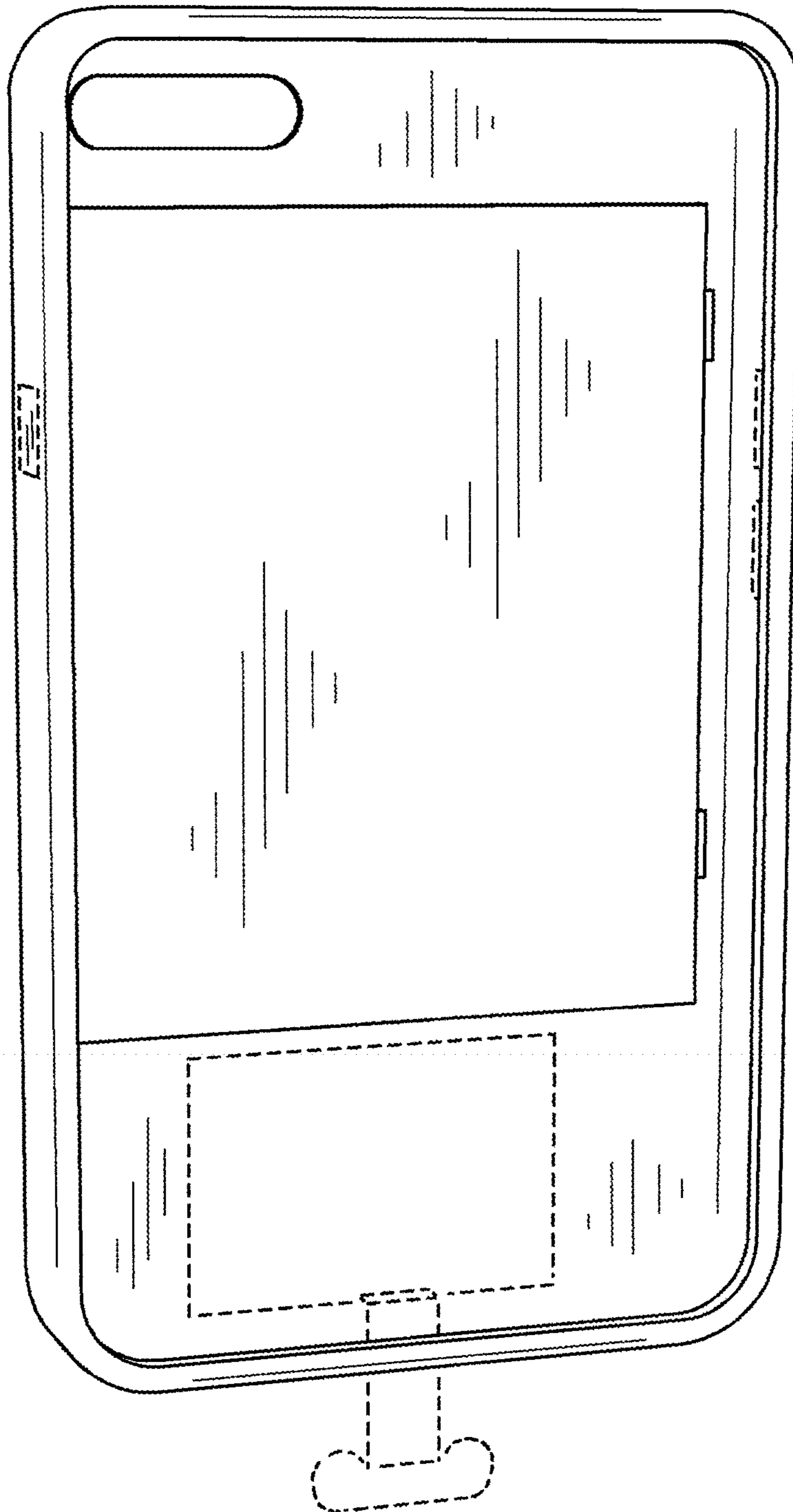


FIG. 4




FIG. 5

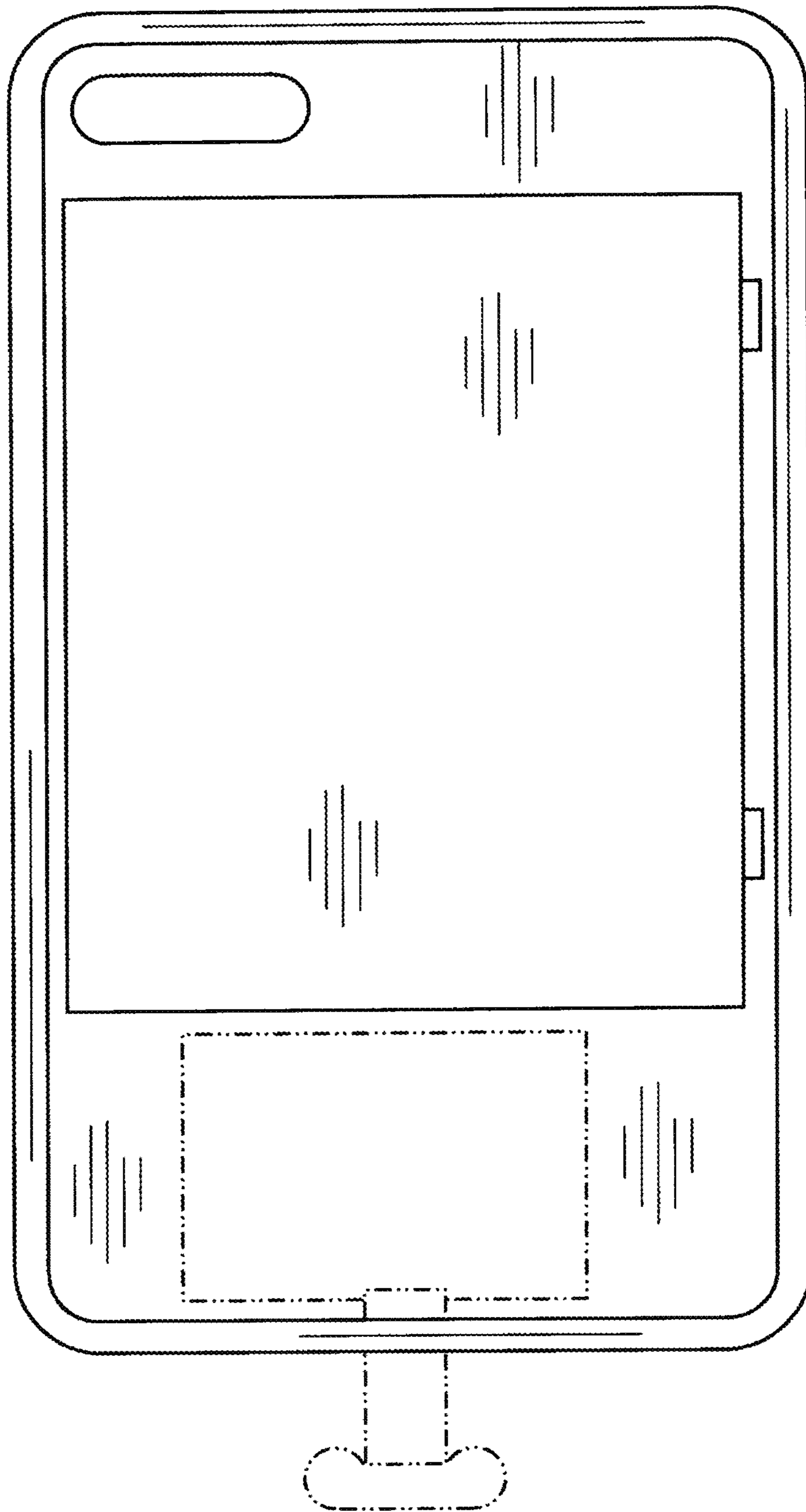


FIG. 6

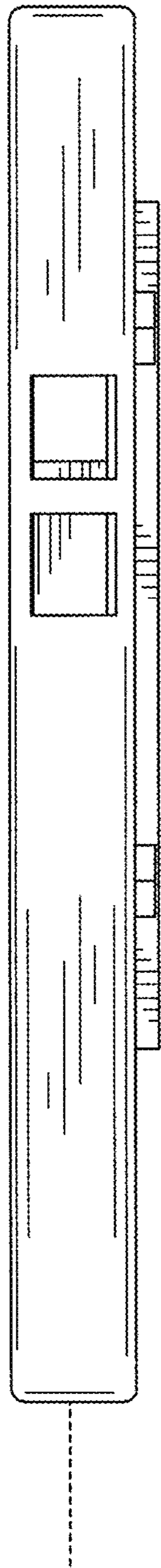


FIG. 7




FIG. 8




FIG. 9




FIG. 10