

US00D879751S

(12) **United States Design Patent**
Adams et al.

(10) **Patent No.:** **US D879,751 S**
(45) **Date of Patent:** **** Mar. 31, 2020**

(54) **DISPLAY ENCLOSURE**

(71) Applicant: **Stormshell, LLC**, Farmington, UT (US)

(72) Inventors: **R. Burk Adams**, Farmington, UT (US);
Derrick Longson, Wellsville, UT (US)

(73) Assignee: **Stormshell, LLC**, Farmington, UT (US)

(**) Term: **15 Years**

(21) Appl. No.: **29/693,090**

(22) Filed: **May 30, 2019**

(51) **LOC (12) Cl.** **14-03**

(52) **U.S. Cl.**

USPC **D14/239**

(58) **Field of Classification Search**

USPC D14/371-382, 125-129, 336, 337,
D14/447-452, 492, 335, 239, 457,
D14/439-441, 432, 251-253; D8/349,
D8/354, 363, 373, 376, 380; D21/333;
D12/415; D3/218; 348/180, 184, 325,
348/739, 825

CPC G06F 3/0412; G06F 3/016; G06F 3/0488;
G06F 3/011; G06F 3/038; G06F 3/03543;
G06F 3/0338; G06F 3/0202; G06F
3/0219; G06F 3/0213; G06F 1/1616;
G06F 3/023;

(Continued)

(56) **References Cited**

U.S. PATENT DOCUMENTS

D297,629 S 9/1988 Breger
D297,631 S 9/1988 Breger

(Continued)

OTHER PUBLICATIONS

Car Top Cargo Rooftop Cargo (18 Cubic Feet Storage Box 57
39x19-Inch No Tools Needed 110 Lb Capacity). Amazon [online].

Car Top Cargo [retrieved May 30, 2019]. <URL: https://www.amazon.com/Car-Top-Cargo-Rooftop-Capacity/dp/B06XDW15DW/ref=sr_1_4?keywords=Car+Top+Cargo+Rooftop+Cargo&qid=1559147221&s=automotive&sr=1-4>.

Primary Examiner — Katie Jane Stofko

(74) *Attorney, Agent, or Firm* — Workman Nydegger

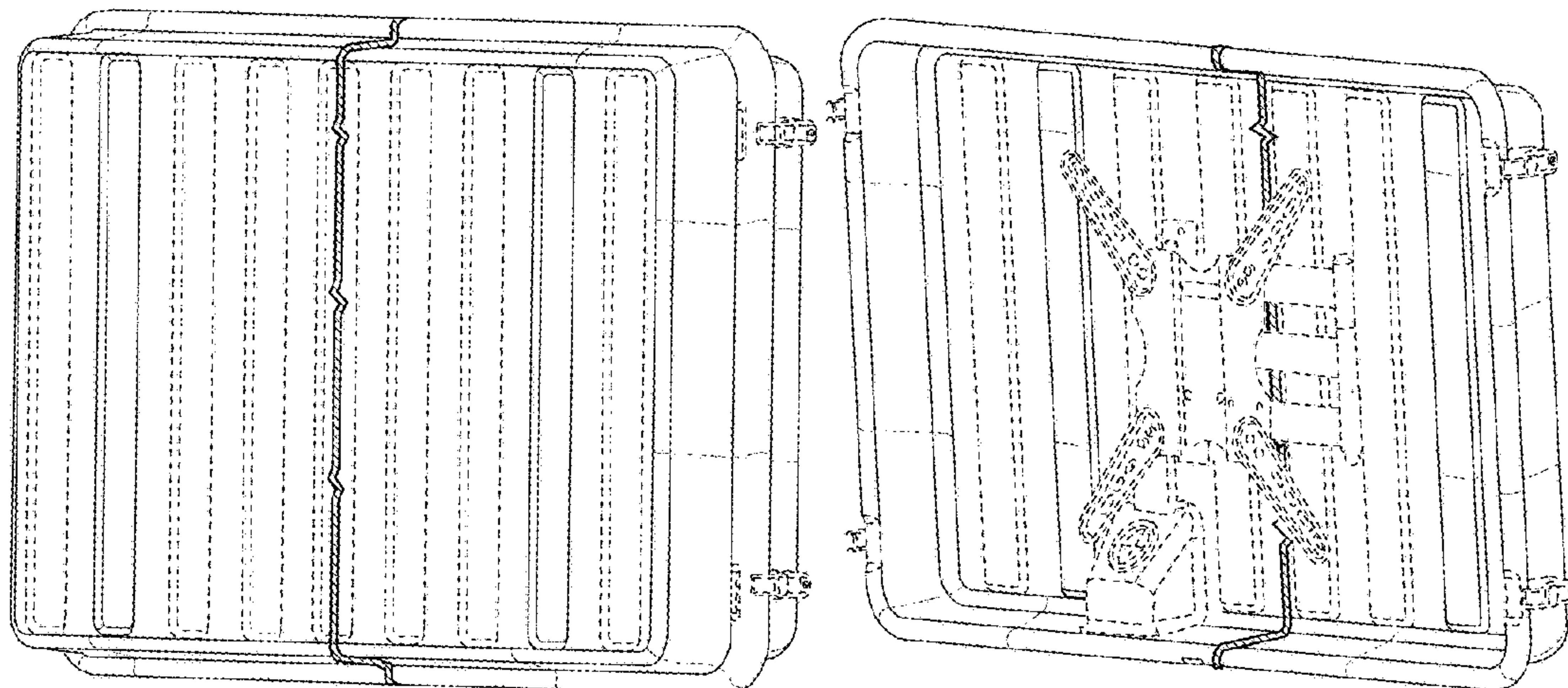
(57) **CLAIM**

The ornamental design for a display enclosure, as shown and described.

DESCRIPTION

FIG. 1 is a front, right perspective view of our new design for a display enclosure;
FIG. 2 is a front elevation view thereof;
FIG. 3 is a rear elevation view thereof;
FIG. 4 is a right elevational view thereof;
FIG. 5 is a left elevational view thereof;
FIG. 6 is a top plan view thereof;
FIG. 7 is a bottom plan thereof;
FIG. 8 is a front, right perspective view showing a back cover completely removed from a front cover;
FIG. 9 is a back, right perspective view showing the front cover completely removed from the back cover;
FIG. 10 is a front, right perspective view of an alternative embodiment of our new design for a display enclosure;
FIG. 11 is a front elevation view thereof;
FIG. 12 is a back elevation view thereof;
FIG. 13 is a right elevational view thereof;
FIG. 14 is a left elevational view thereof;
FIG. 15 is a top plan view thereof;
FIG. 16 is a bottom plan thereof;
FIG. 17 is a front, right perspective view showing a back cover completely removed from a front cover; and,
FIG. 18 is a back, right perspective view showing the front cover completely removed from the back cover.
The broken lines in FIGS. 1-18 illustrate portions of the display enclosure that form no part of the claimed design. The break lines shown in the middle portion of the display enclosure in FIGS. 1-3, 6-12 and 15-18 indicate that the

(Continued)



appearance of any portion of the article between the break lines forms no part of the claimed design.

1 Claim, 14 Drawing Sheets

(58) **Field of Classification Search**

CPC G06F 3/04883; G02F 1/13338; G02F 1/1313; G02F 1/1333; G02F 1/135; G02F 1/132; G02F 1/133308; G02F 1/134309; G02F 1/13718; G09G 3/3648; G06K 15/1252; B41J 2/465; G03F 7/70291; G02B 27/0172; G02B 5/30; G02B 2027/0118; G02B 27/0101; F16M 13/02; F16M 13/00; F16M 11/10; F16M 11/04; F16M 2200/08; F16M 11/2021; A47B 21/0314; A47B 88/044; A47B 2021/0335; H02G 3/126; F16B 47/00; F16B 47/006; A47G 1/17; A47K 2201/00

See application file for complete search history.

(56) **References Cited**

U.S. PATENT DOCUMENTS

D360,755 S 8/1995 McClure
 D367,646 S 3/1996 Schneider et al.
 D371,115 S 6/1996 Stern
 D378,634 S 4/1997 LaPere
 D411,040 S 6/1999 Gilbertson et al.
 D419,297 S 1/2000 Richardson et al.

D438,006 S 2/2001 Hoshino
 D464,196 S 10/2002 Parker
 D490,609 S 6/2004 Zimmerman
 D491,358 S 6/2004 Hofman et al.
 D652,213 S 1/2012 Garner et al.
 8,164,886 B1* 4/2012 Shelander G06F 1/1601
 250/221
 D658,377 S 5/2012 Corwin et al.
 D667,220 S 9/2012 Fair
 D669,075 S 10/2012 Seo
 D692,066 S* 10/2013 Miller D21/392
 D692,067 S* 10/2013 Miller D21/392
 8,678,523 B2 3/2014 Carr
 8,833,713 B2 9/2014 Kitaguchi
 D720,927 S 1/2015 Liao et al.
 D739,557 S* 9/2015 Buente D25/38.1
 9,235,232 B2 1/2016 King
 D764,265 S* 8/2016 Monsees D8/380
 D771,379 S 11/2016 Minneman
 D779,499 S 2/2017 Qian et al.
 9,655,264 B2 5/2017 King
 9,854,197 B2 12/2017 Pickens
 10,051,229 B2 8/2018 Pickens
 D829,926 S* 10/2018 Avetsisants D25/38.1
 2002/0174532 A1* 11/2002 Skov A47F 5/0815
 29/453
 2003/0114101 A1* 6/2003 Paz E06B 5/02
 454/224
 2003/0205951 A1 11/2003 Lambert
 2007/0035671 A1 2/2007 Ryu
 2008/0093956 A1 4/2008 Maxson
 2009/0231807 A1 9/2009 Bouissiere
 2011/0216488 A1 9/2011 Perry
 2018/0184814 A1* 7/2018 Nagel A47F 1/126

* cited by examiner

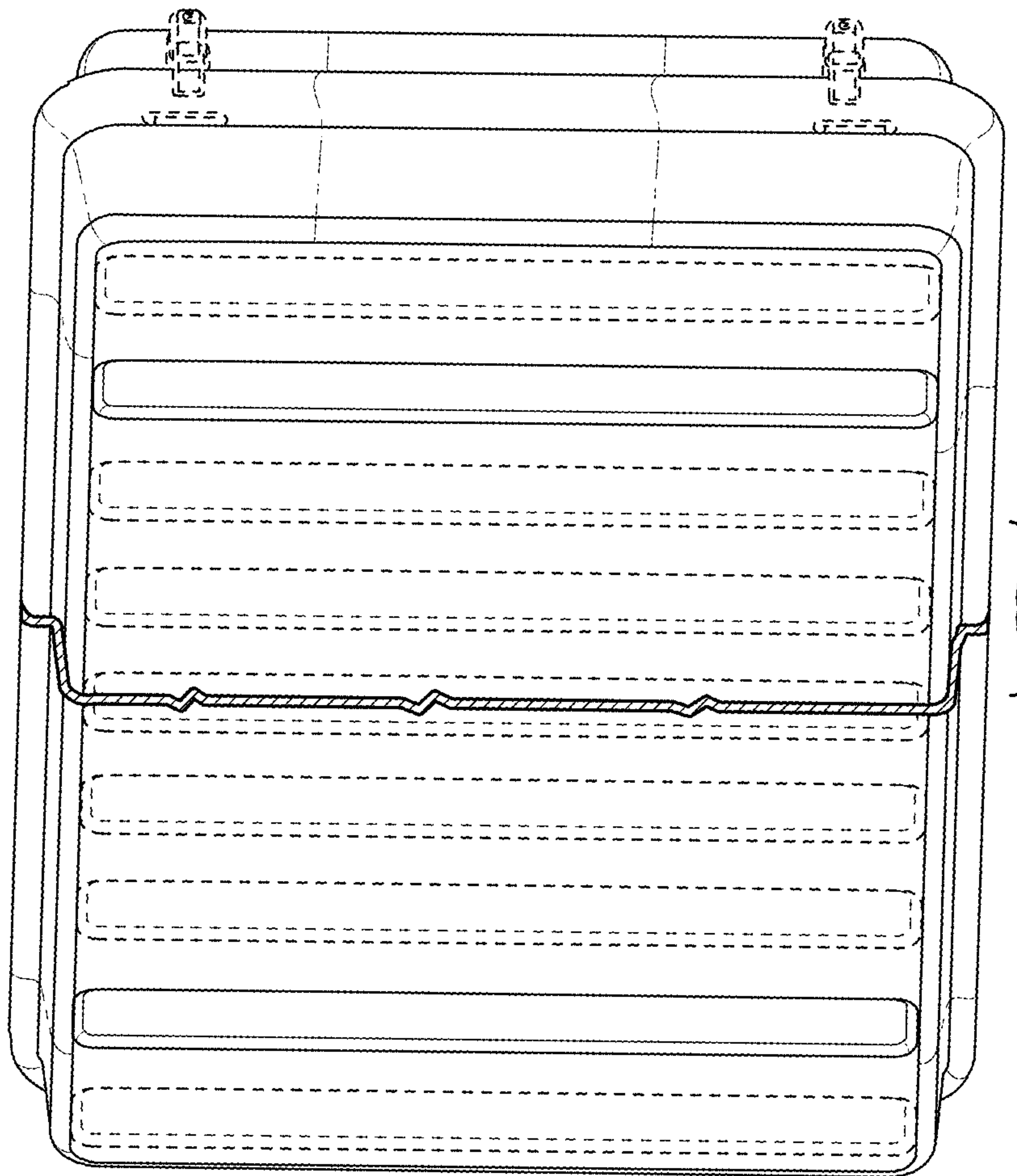


FIG. 1

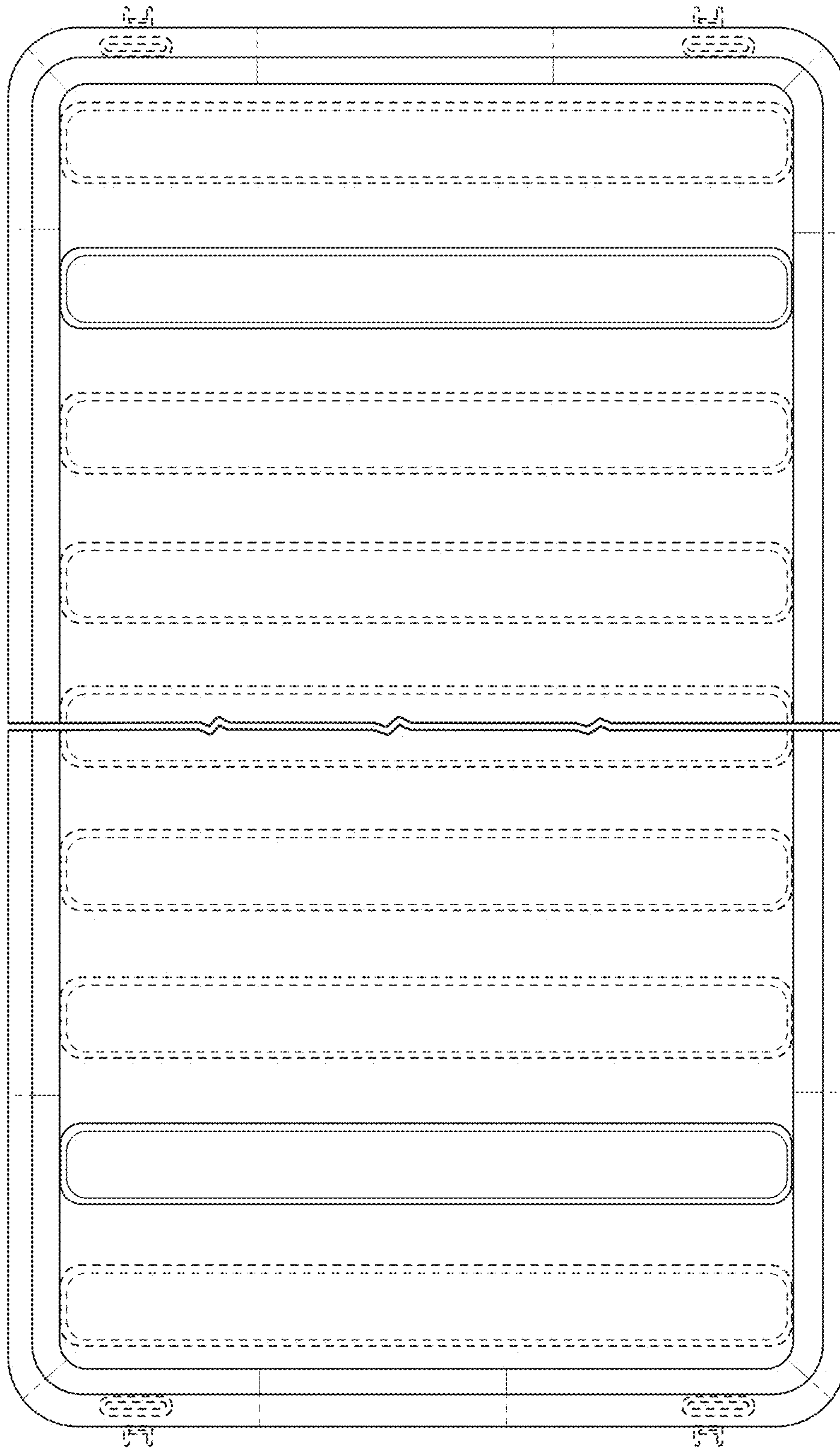


FIG. 2

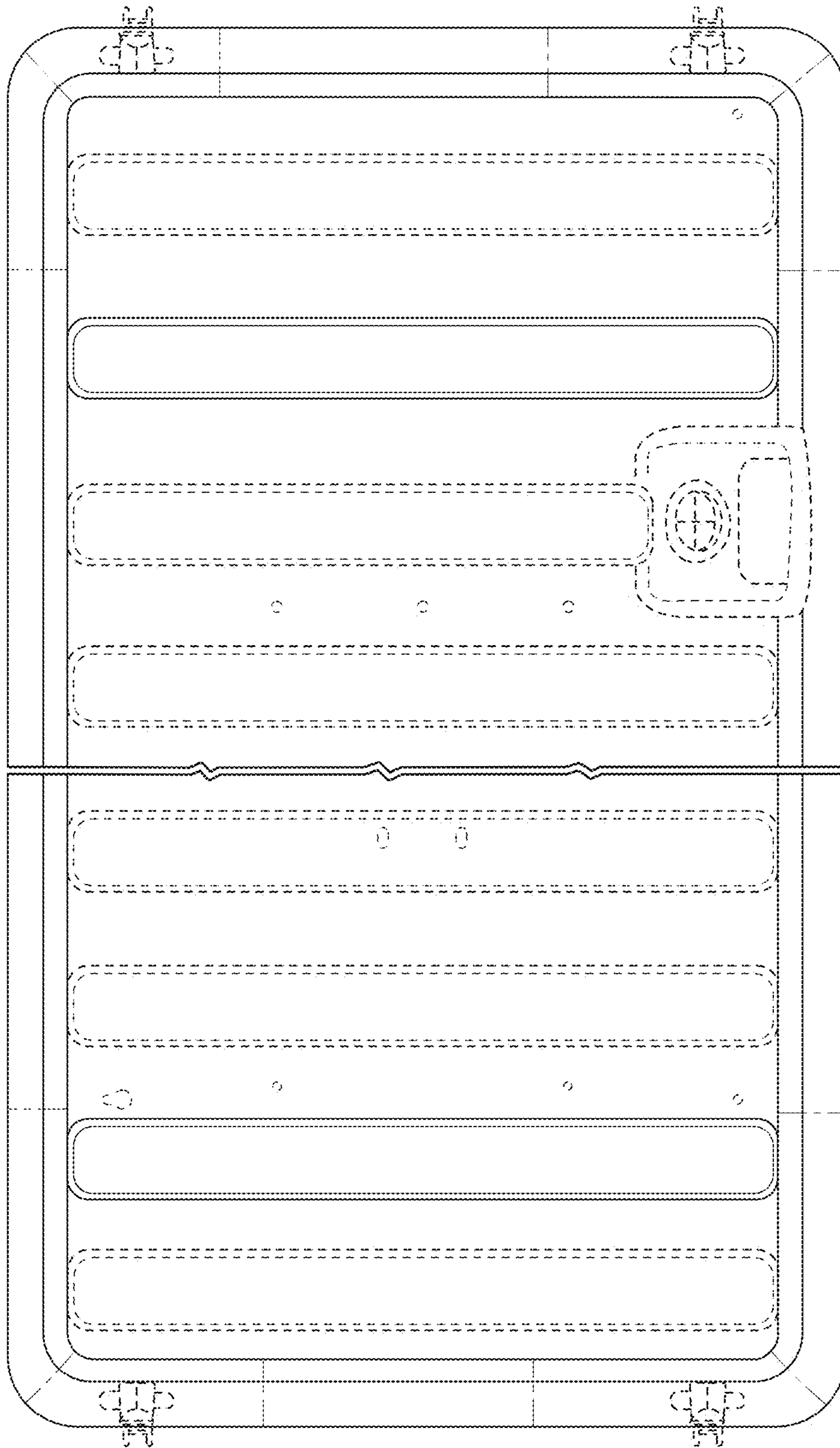


FIG. 3

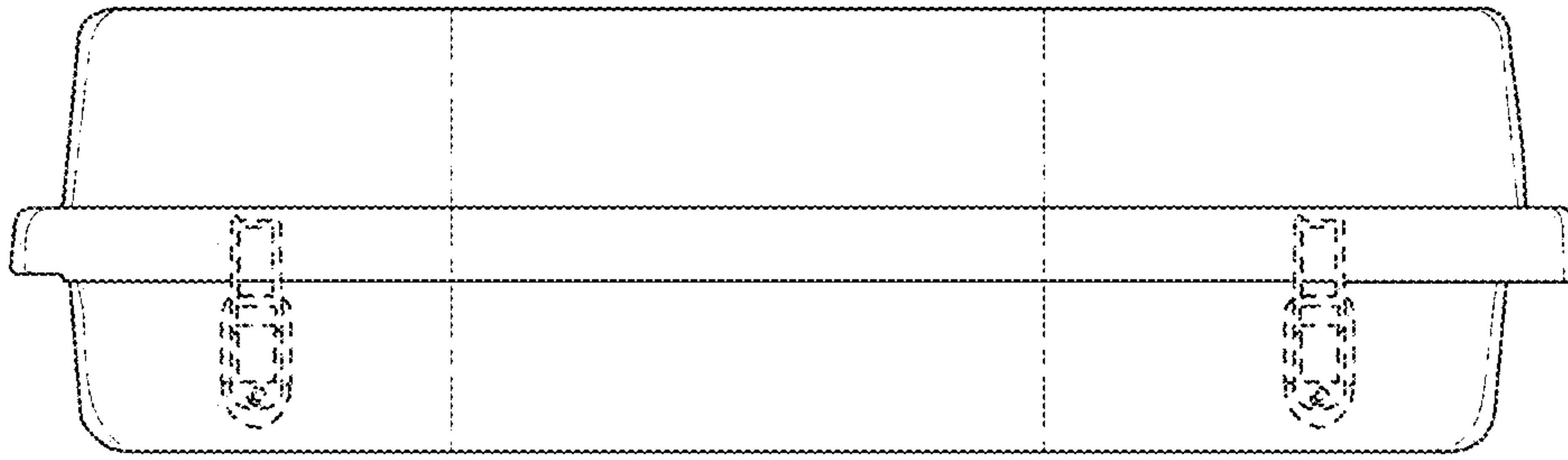


FIG. 5




FIG. 4

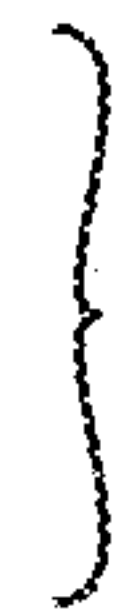
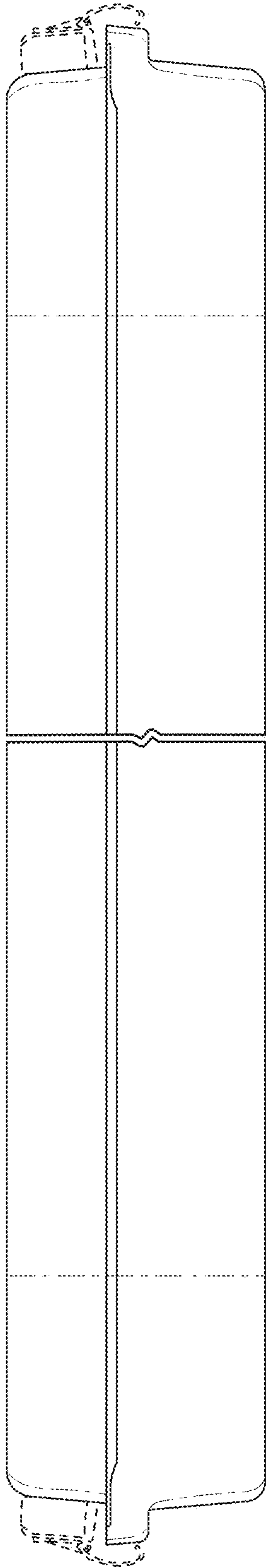


FIG. 6

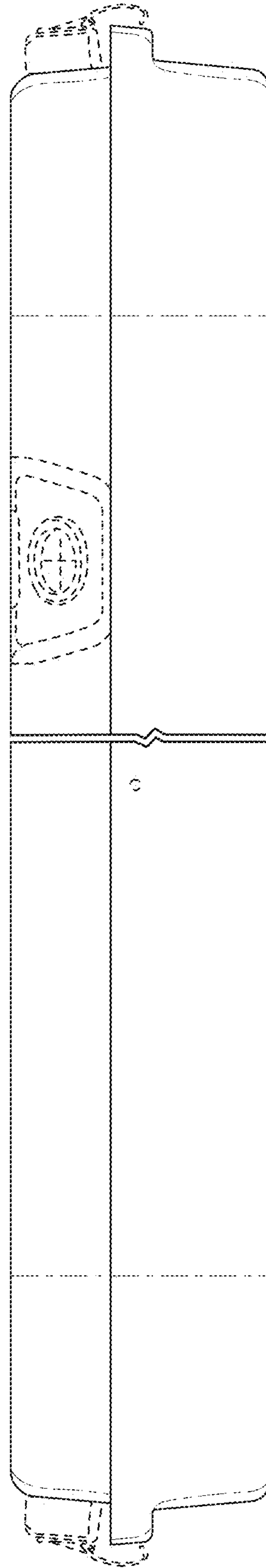


FIG. 7

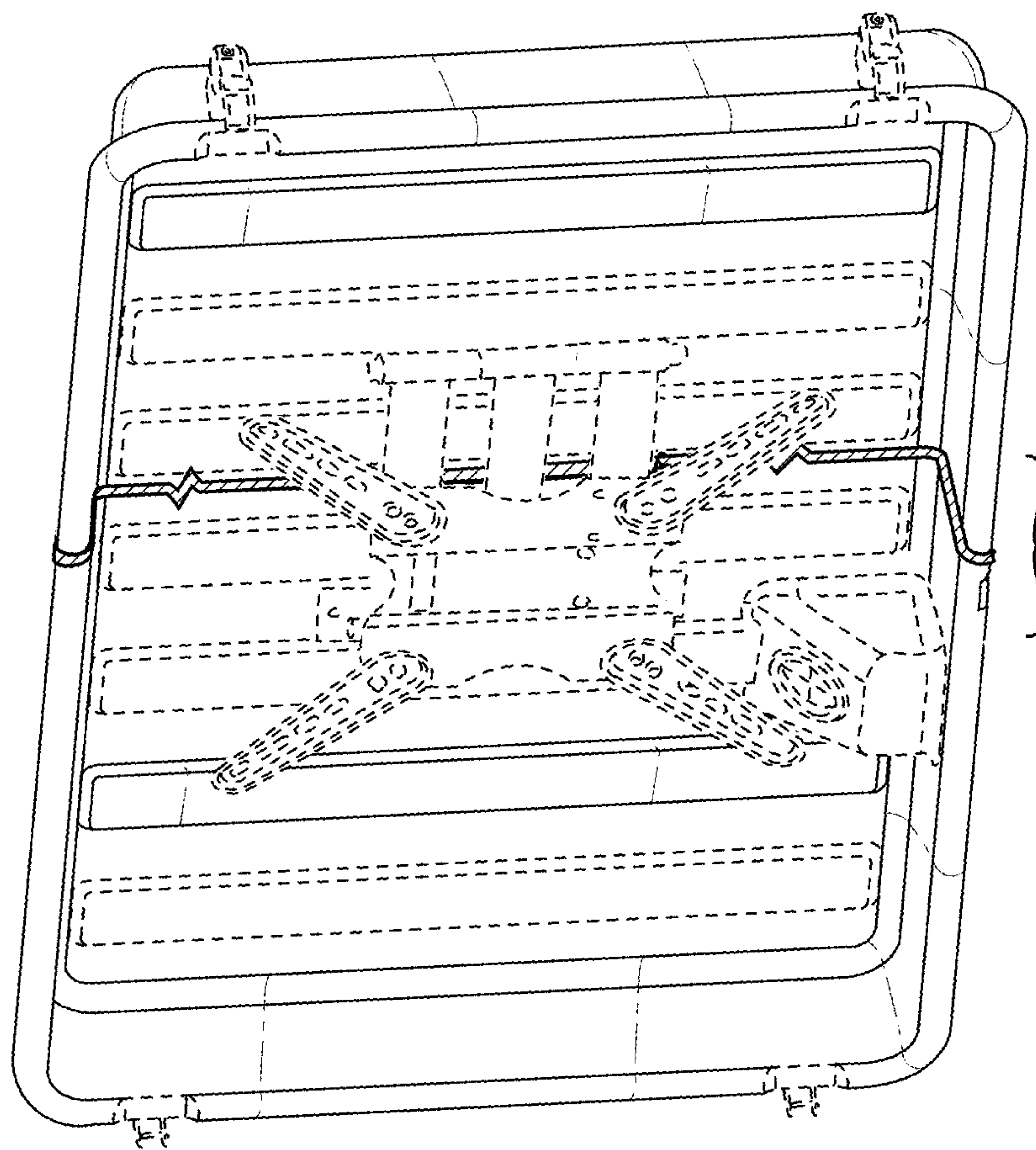


FIG. 8

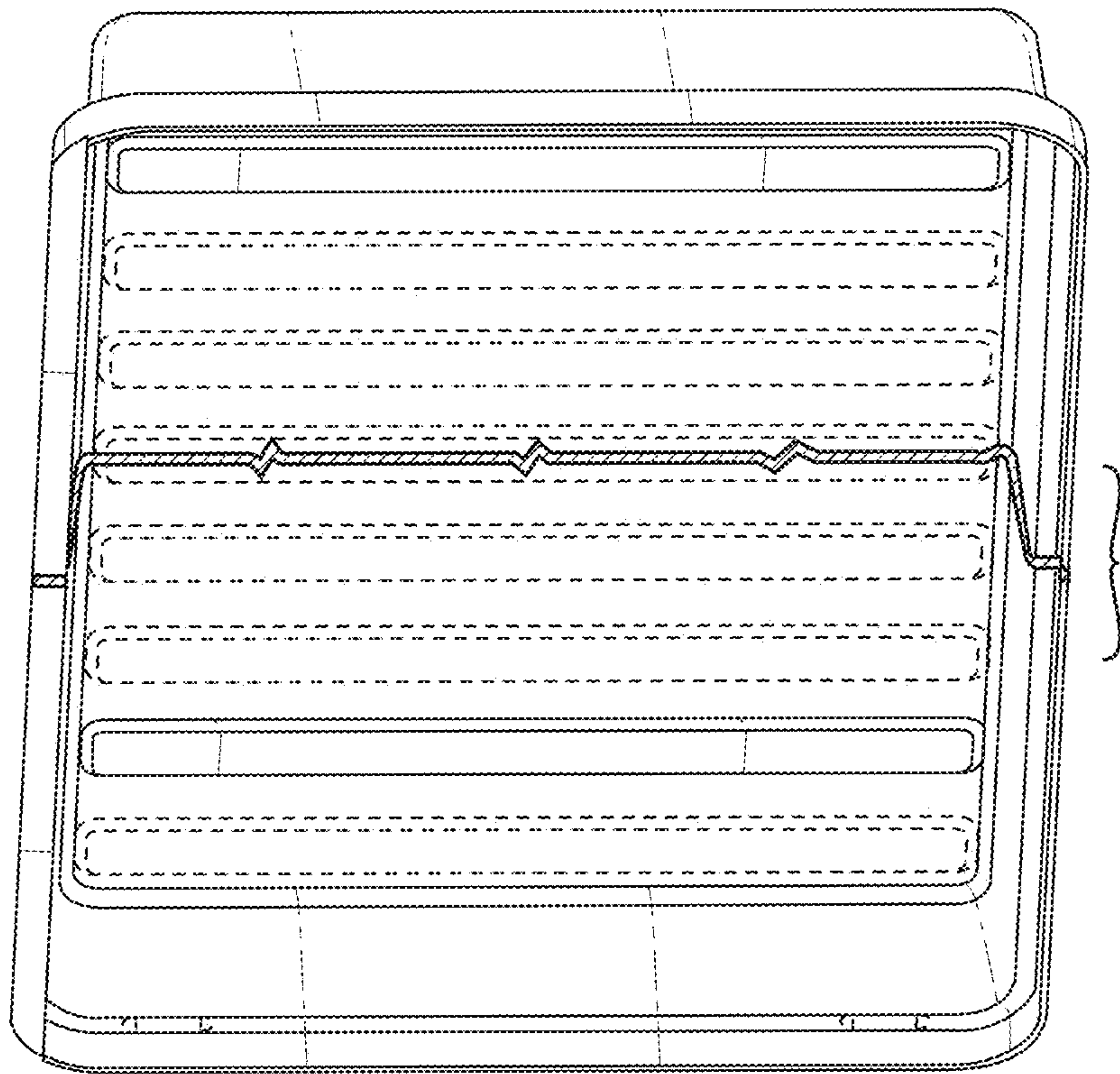


FIG. 9

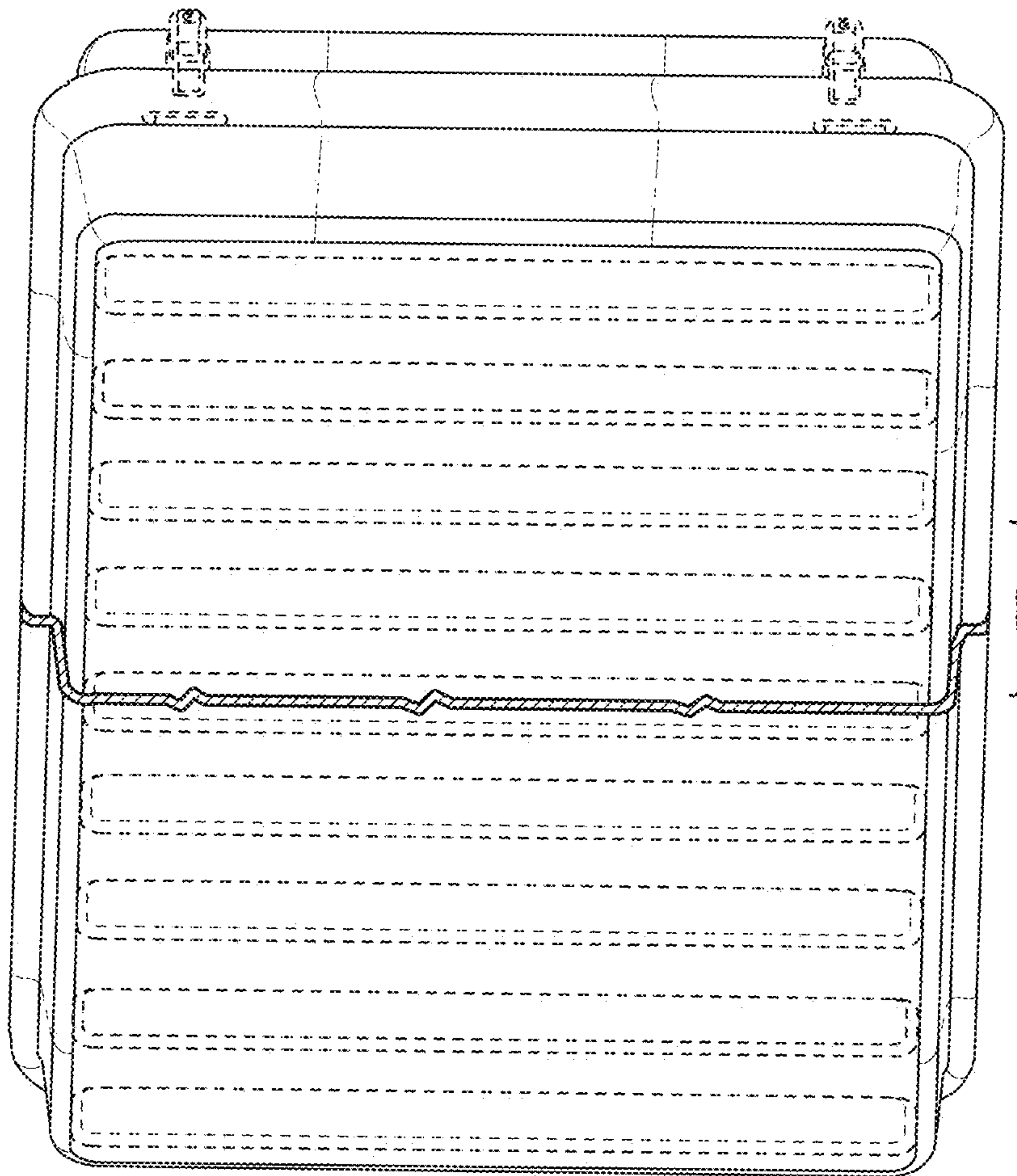


FIG. 10




FIG. 11

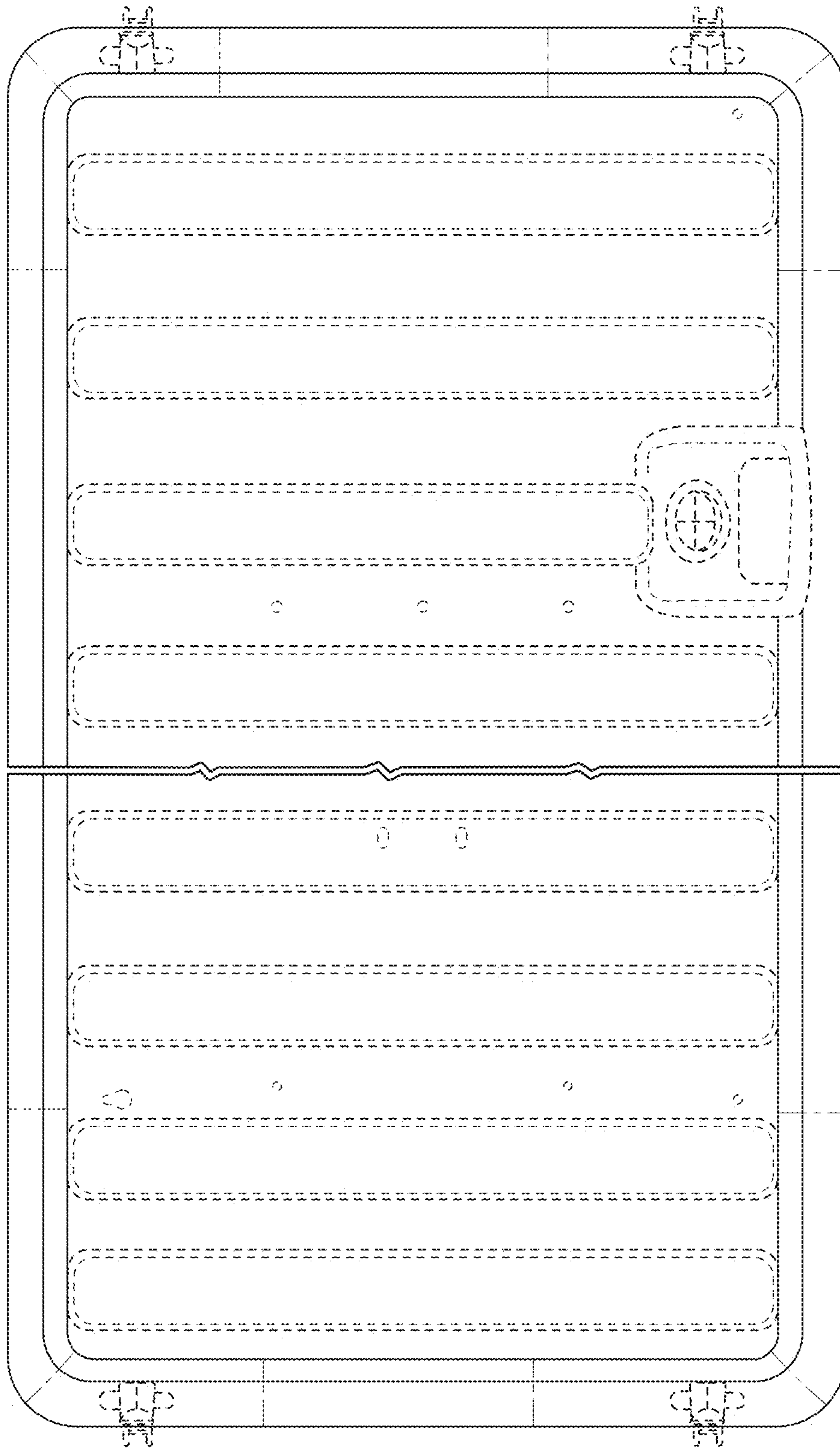


FIG. 12




FIG. 14




FIG. 13

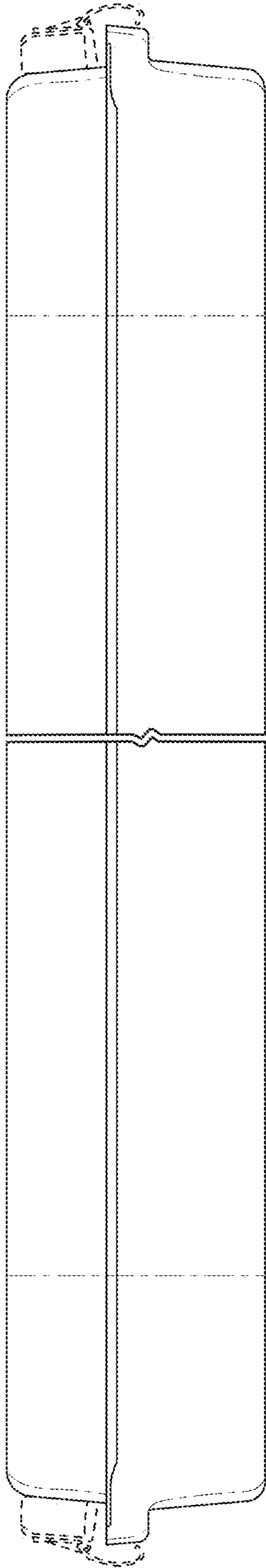


FIG. 15

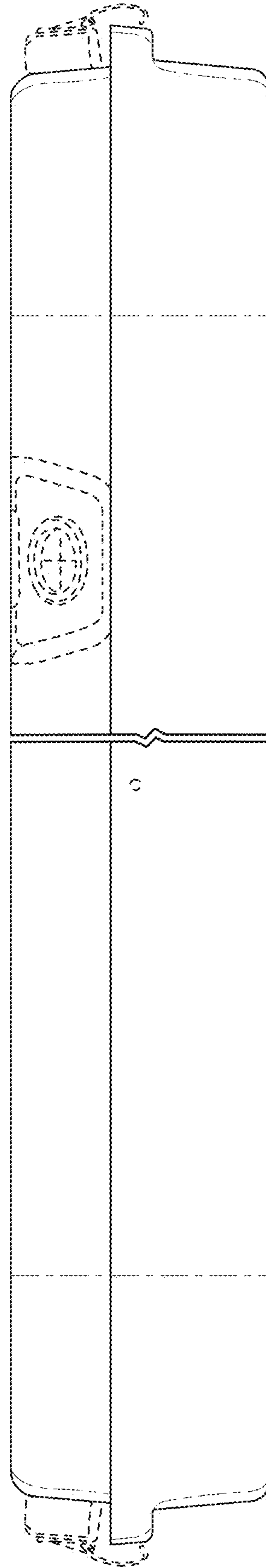


FIG. 16

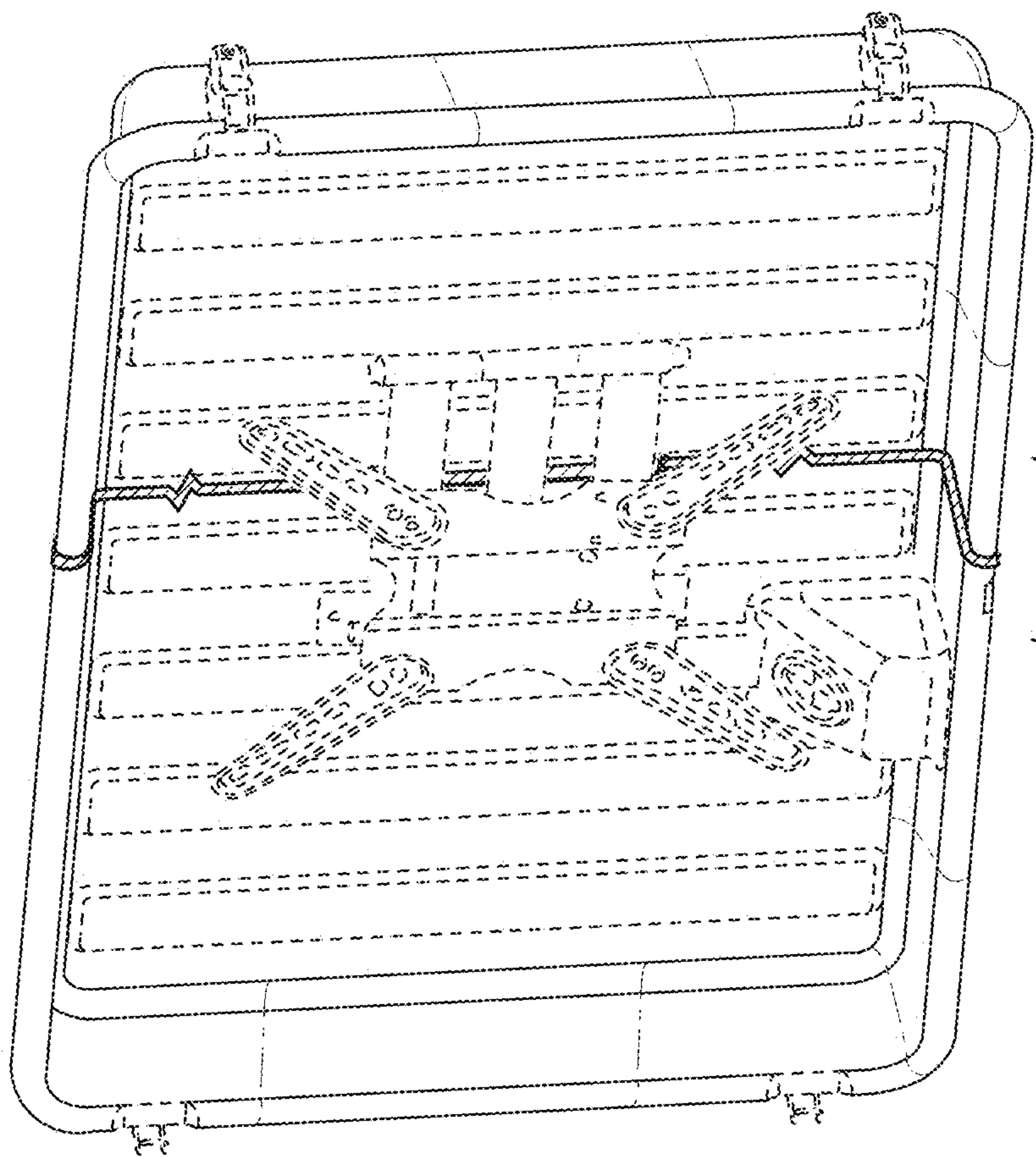


FIG. 17

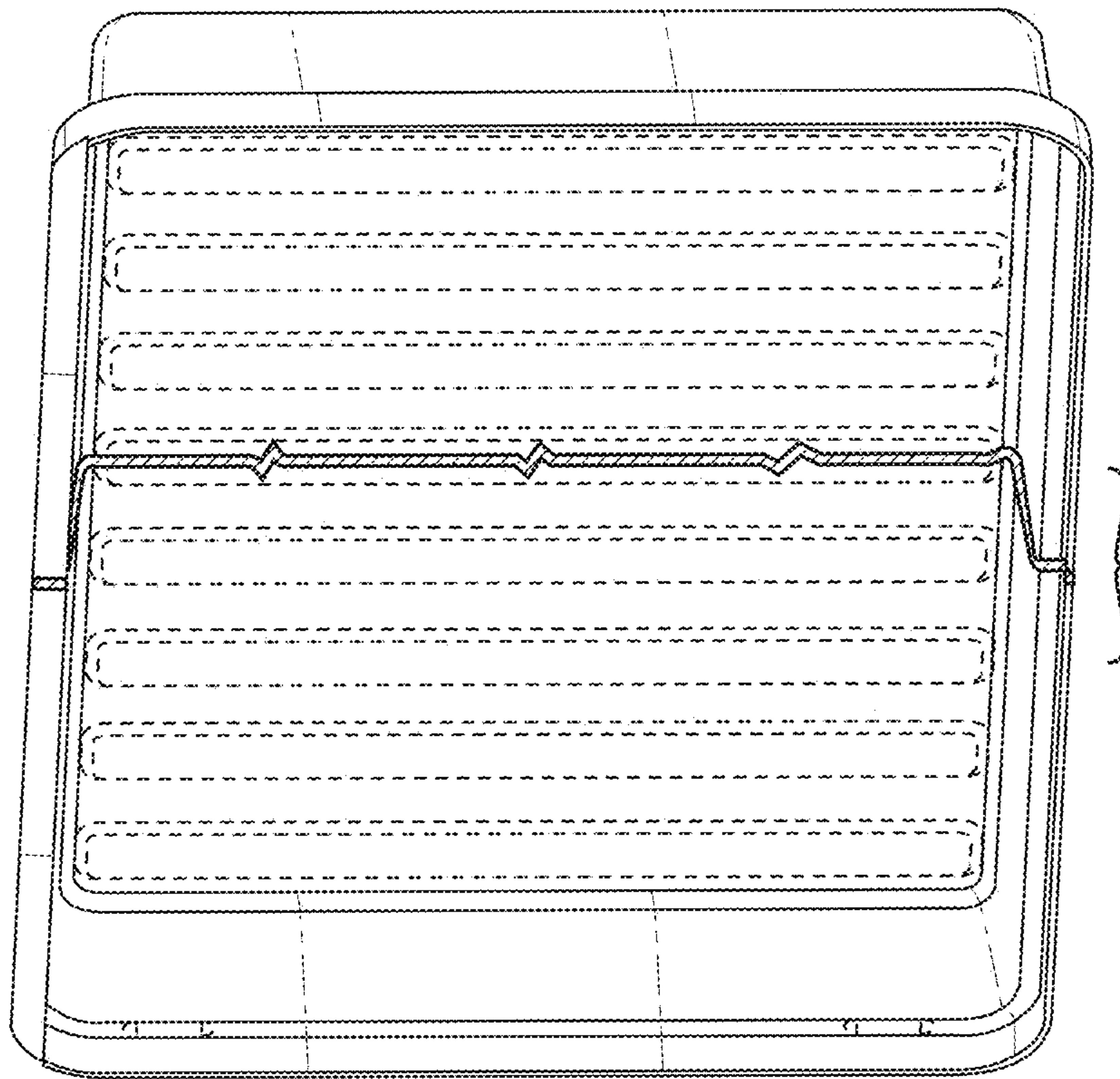


FIG. 18