

US00D879735S

(12) **United States Design Patent**
Fan et al.

(10) **Patent No.:** **US D879,735 S**
(45) **Date of Patent:** **** Mar. 31, 2020**

(54) **MOBILE PHONE**

FOREIGN PATENT DOCUMENTS

(71) Applicant: **Guangdong Oppo Mobile Telecommunications Corp., Ltd.**, Dongguan, Guangdong (CN)

CN 302725932 S 1/2014
CN 304642219 S 5/2018

(Continued)

(72) Inventors: **Xiaoyu Fan**, Guangdong (CN); **Zhengshan Zhang**, Guangdong (CN)

Primary Examiner — Bridget L Eland

(74) *Attorney, Agent, or Firm* — Young Basile Hanlon & MacFarlane, P.C.

(73) Assignee: **GUANGDONG OPPO MOBILE TELECOMMUNICATIONS CORP., LTD.**, Dongguan (CN)

(57) **CLAIM**

(**) Term: **15 Years**

The ornamental design for a mobile phone, as shown and described.

(21) Appl. No.: **29/663,271**

(22) Filed: **Sep. 13, 2018**

DESCRIPTION

(30) **Foreign Application Priority Data**

Mar. 16, 2018 (CN) 2018 3 0103604

May 24, 2018 (CN) 2018 3 0260880

(51) **LOC (12) Cl.** **14-03**

(52) **U.S. Cl.**
USPC **D14/138 AD; D14/138 G**

(58) **Field of Classification Search**
USPC D14/248, 138 G, 138 AD, 138 AB, D14/138 AA

CPC H04M 1/02; H04M 1/0279; H04M 1/0202; H04M 1/0283; H04M 1/0268

See application file for complete search history.

(56) **References Cited**

U.S. PATENT DOCUMENTS

D579,904 S * 11/2008 Kim D14/138 AD
D586,310 S * 2/2009 Park D14/138 AD
D589,920 S * 4/2009 Choi D14/138 AD
D592,171 S * 5/2009 Chen D14/138 AD
D593,058 S * 5/2009 Harju D14/138 AD
D622,252 S * 8/2010 Kim D14/138 AB
D706,738 S * 6/2014 Kim D14/138 G

(Continued)

FIG. 1 is a front, right perspective view of a mobile phone showing our new design;

FIG. 2 is a front, left perspective view of the mobile phone of FIG. 1;

FIG. 3 is a front view of the mobile phone of FIG. 1;

FIG. 4 is a rear view of the mobile phone of FIG. 1;

FIG. 5 is a left side view of the mobile phone of FIG. 1;

FIG. 6 is a right side view of the mobile phone of FIG. 1;

FIG. 7 is a top plan view of the mobile phone of FIG. 1;

FIG. 8 is a bottom plan view of the mobile phone of FIG. 1;

FIG. 9 is a front, right perspective view of the mobile phone of FIG. 1 in a closed state;

FIG. 10 is a front, left perspective view of the mobile phone of FIG. 1 in the closed state;


FIG. 11 is a front view of the mobile phone of FIG. 1 in the closed state;

FIG. 12 is a rear view of the mobile phone of FIG. 1 in the closed state;

FIG. 13 is a left side view of the mobile phone of FIG. 1 in the closed state; and,

FIG. 14 is a right side view of the mobile phone of FIG. 1 in the closed state.

1 Claim, 11 Drawing Sheets



(56)

References Cited

U.S. PATENT DOCUMENTS

D721,347 S * 1/2015 Lee D14/138 G
 D729,757 S * 5/2015 Lee D14/138 G
 D731,453 S * 6/2015 Park D14/138 G
 D733,693 S * 7/2015 Wang et al.
 D734,285 S * 7/2015 Park D14/138 G
 D738,840 S * 9/2015 Kim D14/138 G
 D738,841 S * 9/2015 Kim D14/138 G
 D744,973 S * 12/2015 Lee D14/138 G
 D763,218 S * 8/2016 Lim D14/138 G
 D764,431 S * 8/2016 Hibi D14/138 G
 D798,854 S * 10/2017 Babichenko
 D822,017 S * 7/2018 Noh D14/341
 D822,633 S * 7/2018 Yeom D14/138 AB
 D825,516 S * 8/2018 Li D14/138 G
 D829,186 S * 9/2018 Kim D14/138 G
 D829,677 S * 10/2018 Kim D14/138 G
 D831,602 S * 10/2018 Ryu D14/138 G
 D834,552 S * 11/2018 Ryu D14/138 G
 D847,774 S * 5/2019 Fendler D14/138 G
 D848,390 S * 5/2019 Cha D14/138 G

D849,707 S * 5/2019 Choi D14/138 G
 D849,708 S * 5/2019 Park D14/138 G
 D855,031 S * 7/2019 Cho D14/138 G
 D856,293 S * 8/2019 Seo D14/138 G
 D856,955 S * 8/2019 Seo D14/138 G
 D860,965 S * 9/2019 Cho D14/138 G
 10,419,589 B2 * 9/2019 Fan H04M 1/0266
 10,425,515 B2 * 9/2019 Fan H04M 1/0264
 D861,630 S * 10/2019 Chiang D14/138 G
 D869,422 S * 12/2019 Cho D14/138 G
 2019/0253533 A1 * 8/2019 Fan G06F 1/1686
 2019/0253540 A1 * 8/2019 Fan G06F 1/1686
 2019/0253541 A1 * 8/2019 Fan G06F 1/1686
 2019/0253542 A1 * 8/2019 Fan H04M 1/0237
 2019/0253543 A1 * 8/2019 Fan G06F 1/1686
 2019/0302841 A1 * 10/2019 Sun G06F 1/1686

FOREIGN PATENT DOCUMENTS

JP 1572861 S 3/2017
 JP 1581222 S 7/2017
 TW D184877 S 8/2017

* cited by examiner



FIG. 1

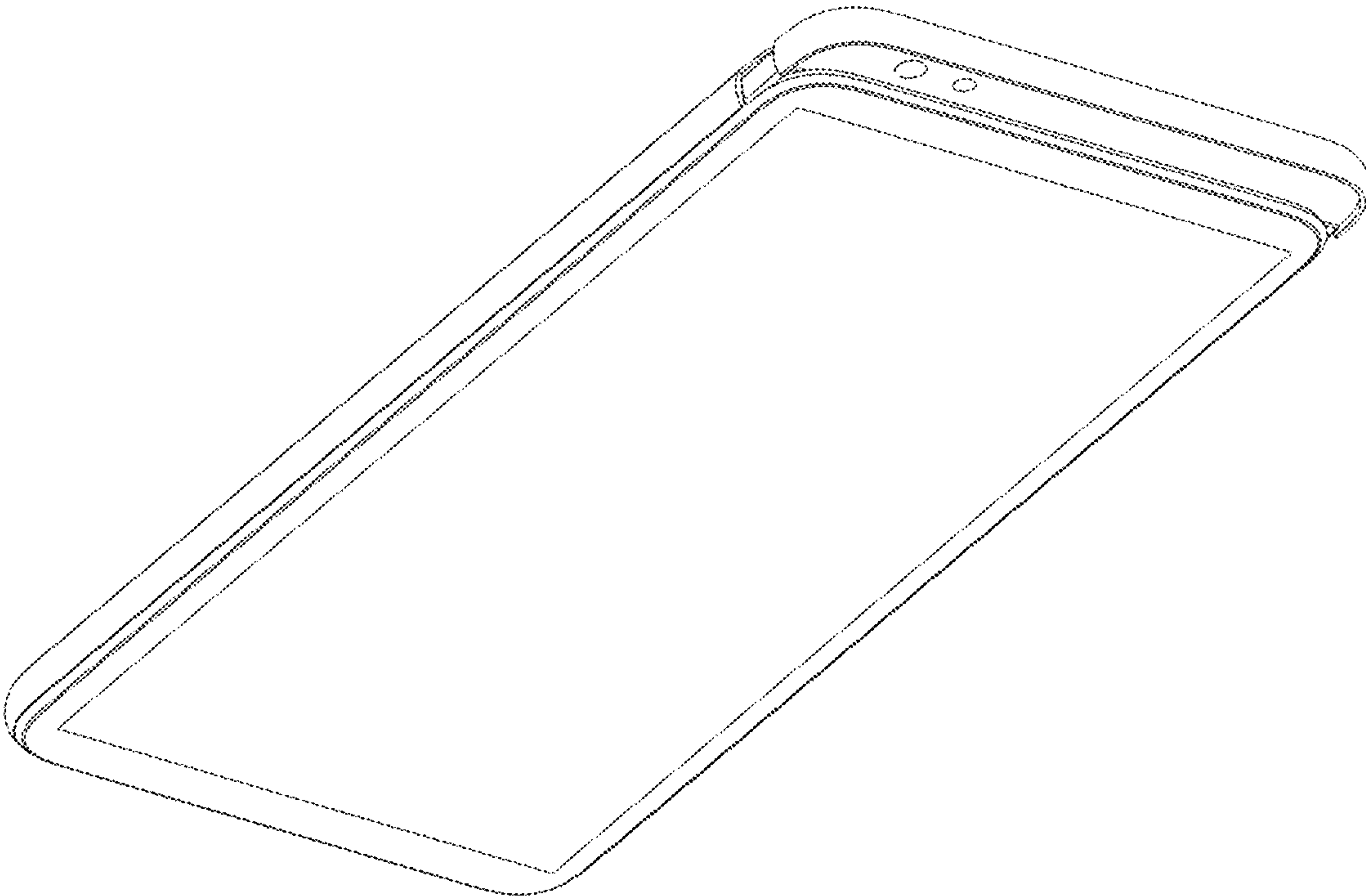


FIG. 2




FIG. 3




FIG. 4




FIG. 5




FIG. 6




FIG. 7



FIG. 8



FIG. 9

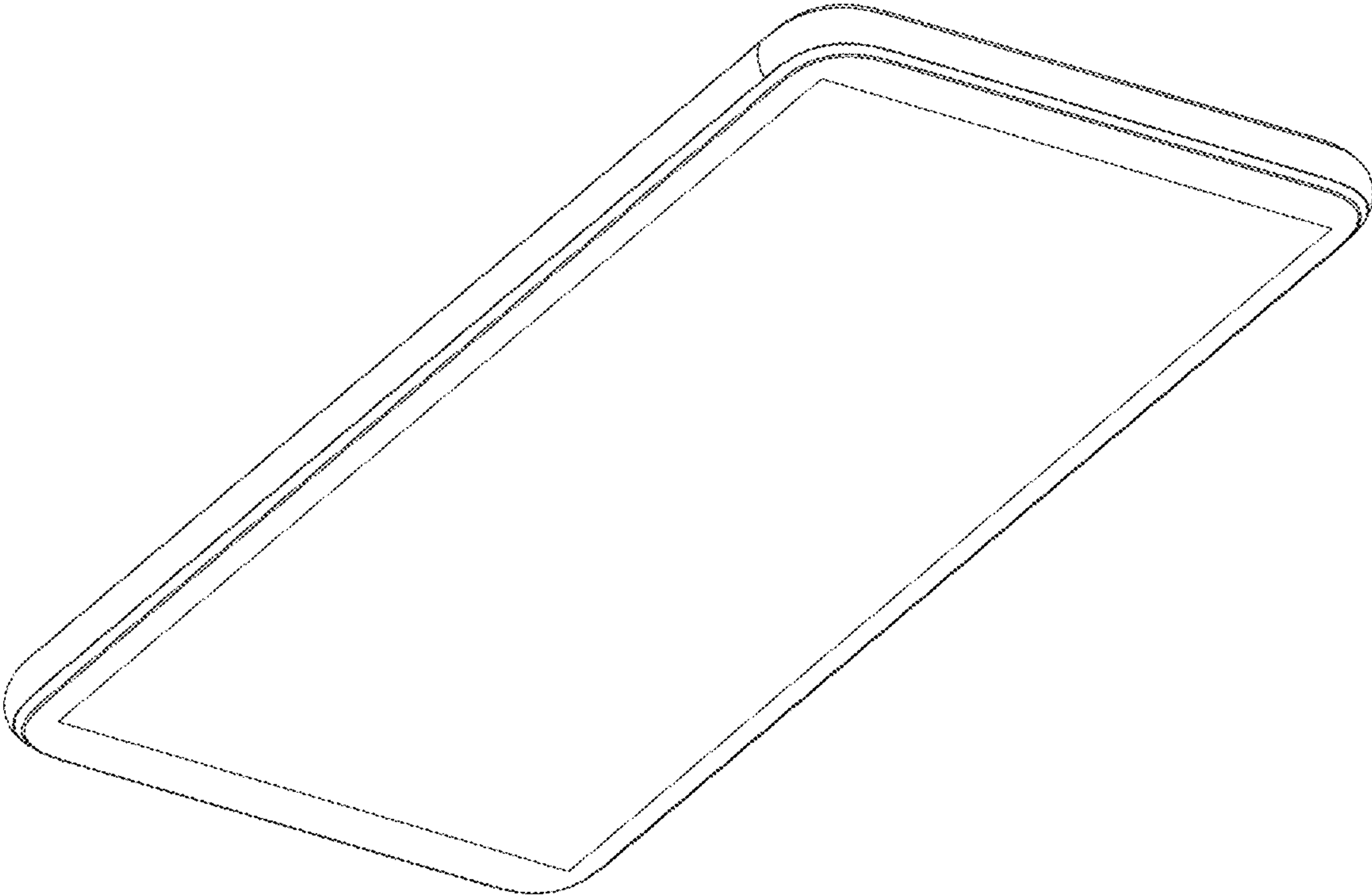


FIG. 10




FIG. 11




FIG. 12




FIG. 13




FIG. 14