



US00D879706S

(12) **United States Design Patent** (10) **Patent No.:** **US D879,706 S**
Siverson et al. (45) **Date of Patent:** **** Mar. 31, 2020**

(54) **SOLAR PANEL**

(71) Applicant: **Solar Fluidics Pte Ltd.**, Singapore (SG)

(72) Inventors: **Cory Siverson**, Singapore (SG);
Edward Laing, Singapore (SG)

(73) Assignee: **SOLAR FLUIDICS PTE LTD.**, Singapore (SG)

(**) Term: **15 Years**

(21) Appl. No.: **29/598,342**

(22) Filed: **Mar. 24, 2017**

(30) **Foreign Application Priority Data**

Sep. 26, 2016 (EP) 003395334

(51) **LOC (12) Cl.** **13-02**

(52) **U.S. Cl.**
USPC **D13/102**

(58) **Field of Classification Search**
USPC D13/102, 101, 184, 199; 52/173.3;
126/569-578, 580, 609-612, 634, 640,
126/643, 652, 658, 680, 682, 683, 685,
126/689, 699; 136/206, 244-251, 256,
136/291, 292; D7/550.1, 553.2, 554.4
CPC H01L 31/18; H01L 31/042; H01L 31/048;
H01L 31/052; H01L 31/058; H01L
31/0522; H01L 31/0525; H01L 31/061;
H01L 31/068; Y02E 10/50; Y10T
29/49208; Y10T 29/49213; F24J 2/04;
F24J 2/12; F24J 2/24; F24J 2/38; F24J
2/46; F24J 2/54; H02S 20/123

See application file for complete search history.

(56) **References Cited**

U.S. PATENT DOCUMENTS

D275,876 S * 10/1984 Everett D13/102
5,651,481 A * 7/1997 Jensen B65D 23/065
222/1
6,207,889 B1 * 3/2001 Toyomura H01L 31/03527
136/244
D558,139 S * 12/2007 Sharma D13/102
7,902,451 B2 * 3/2011 Shimizu H01L 31/02008
136/244
D769,808 S * 10/2016 Derkacs D13/102
2013/0068278 A1 * 3/2013 Kataoka H01L 31/042
136/244

* cited by examiner

Primary Examiner — Derrick E Holland

(74) *Attorney, Agent, or Firm* — Brinks Gilson & Lione;
John Freeman

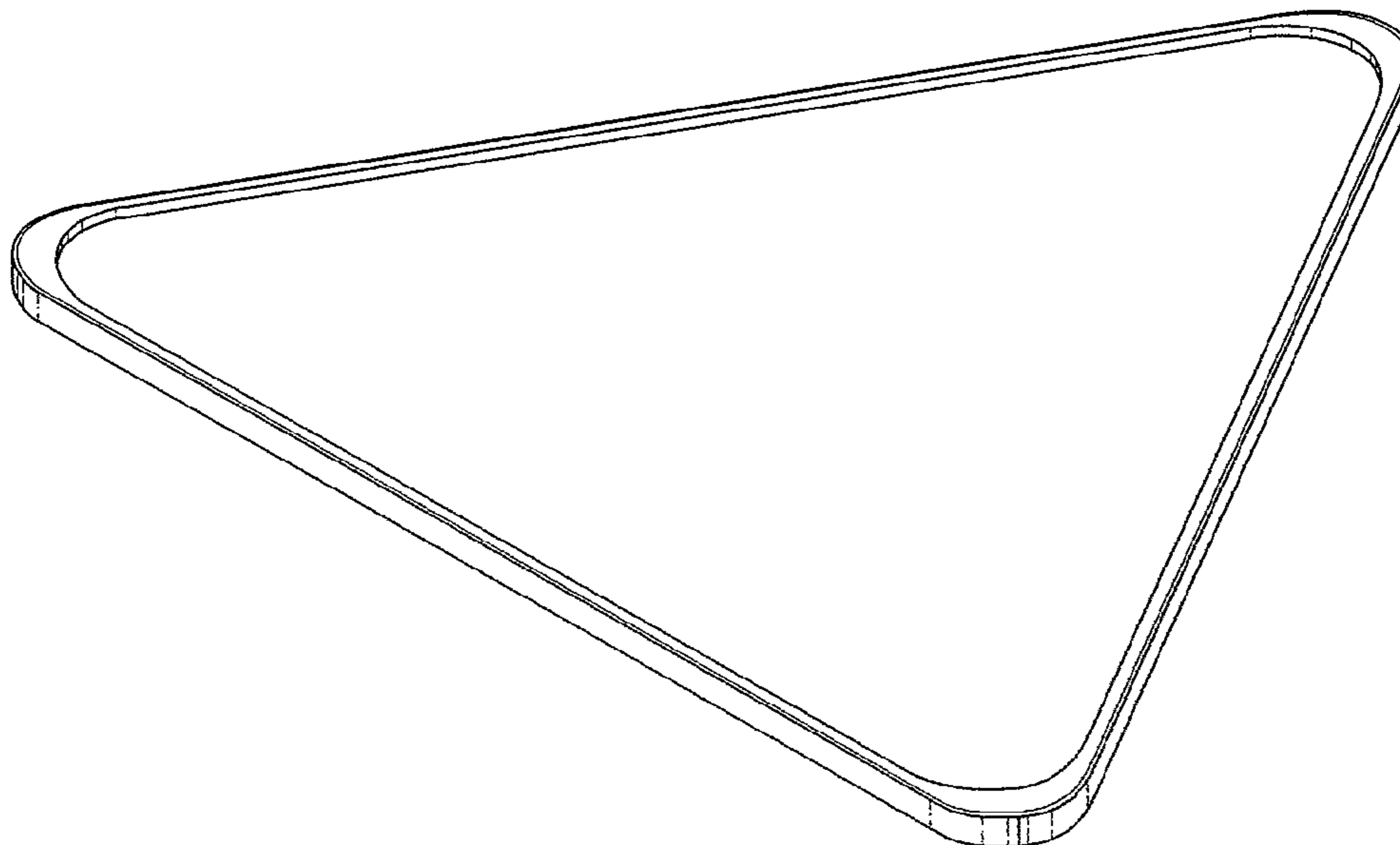
(57) **CLAIM**

The ornamental design for a solar panel, as shown and described.

DESCRIPTION

FIG. 1 is a perspective view of a solar panel of the present invention;
FIG. 2 is a top plan view thereof;
FIG. 3 is a bottom plan view thereof;
FIG. 4 is a left side view thereof;
FIG. 5 is a right side view thereof;
FIG. 6 is a front view thereof;
FIG. 7 is a rear view thereof;
FIG. 8 is a top plan view thereof, shown in environmental use; and,
FIG. 9 is another top plan view thereof.
The broken lines shown represent environmental structure and form no part of the claimed design.

1 Claim, 5 Drawing Sheets



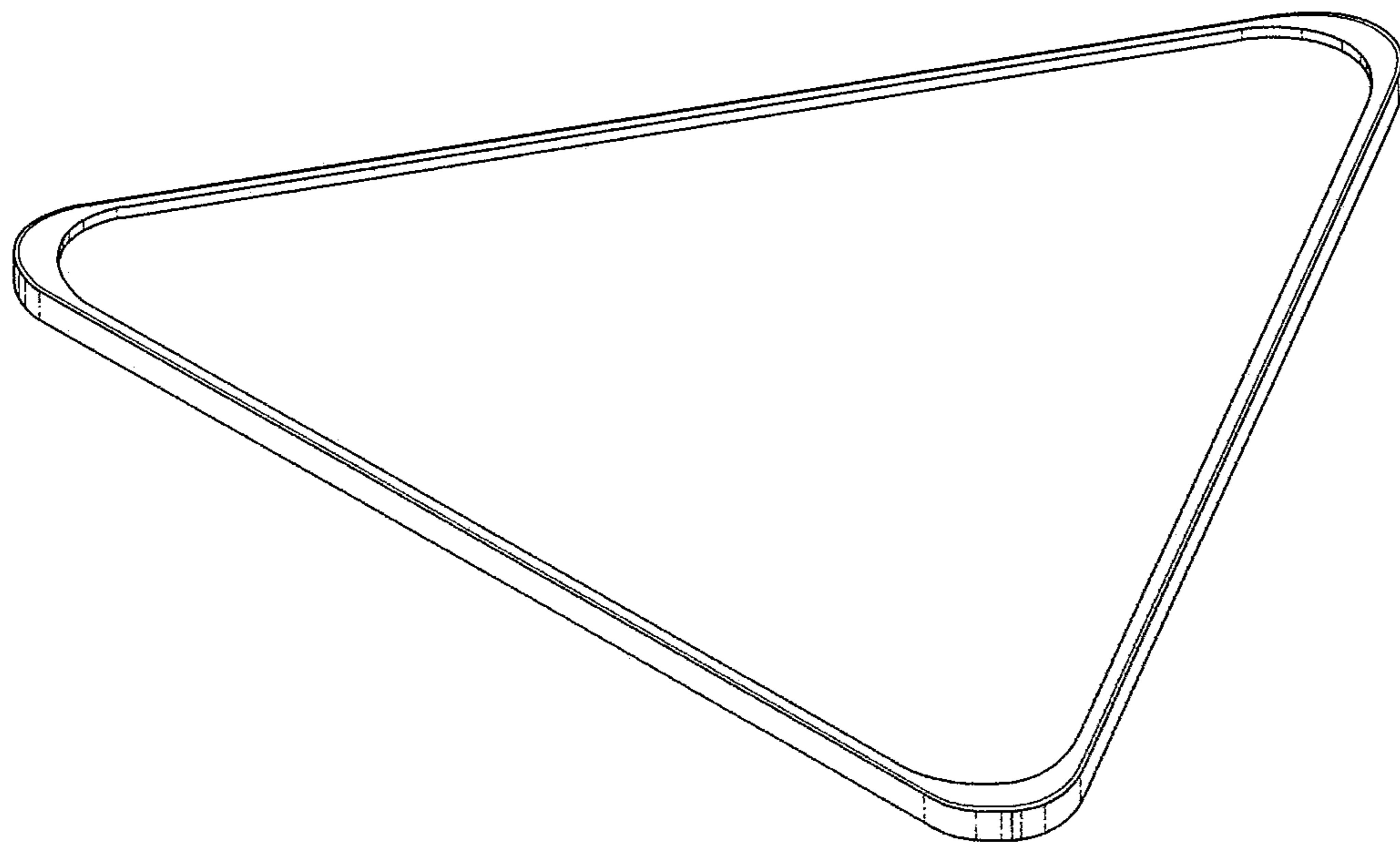


FIG. 1

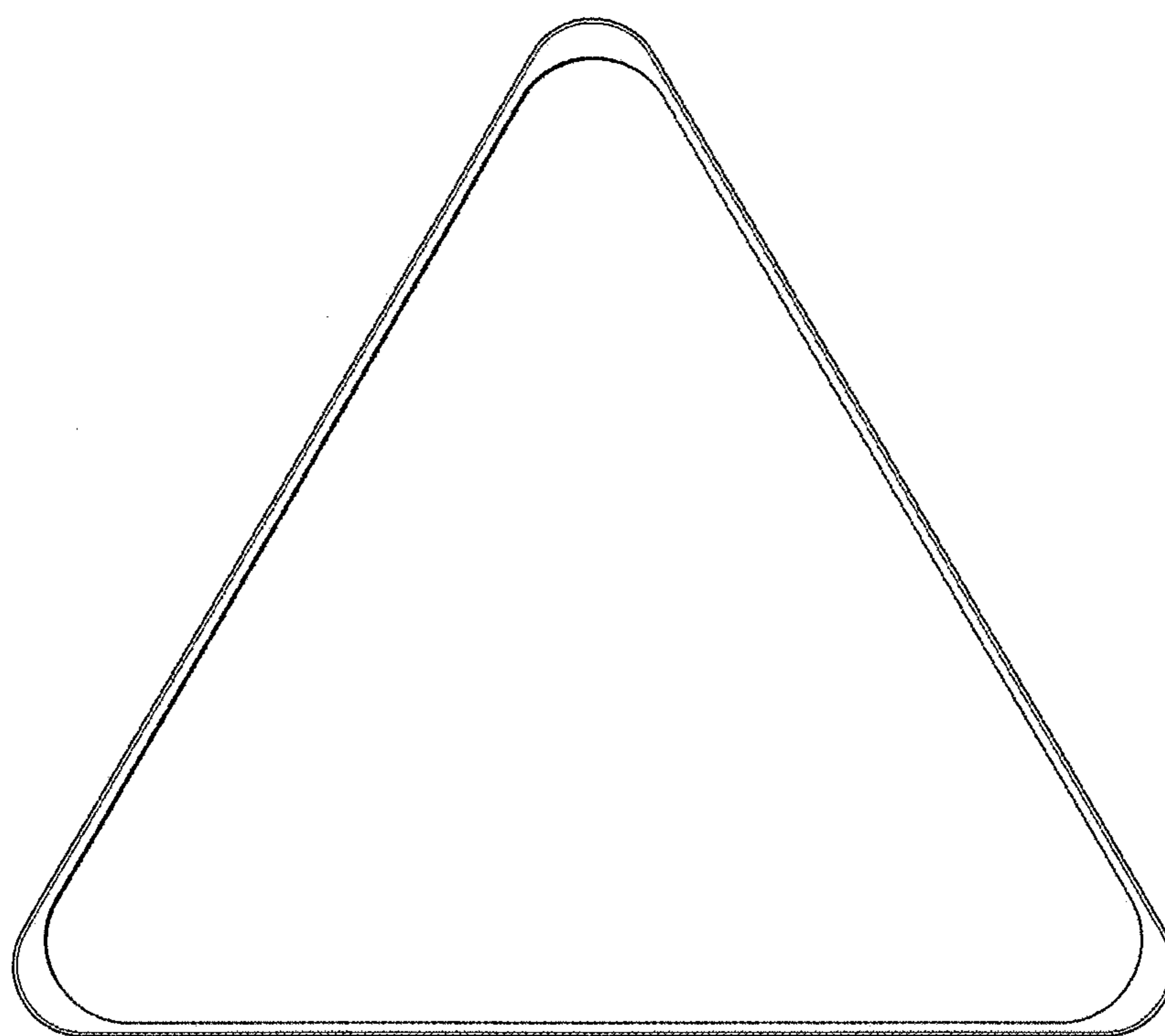


FIG. 2

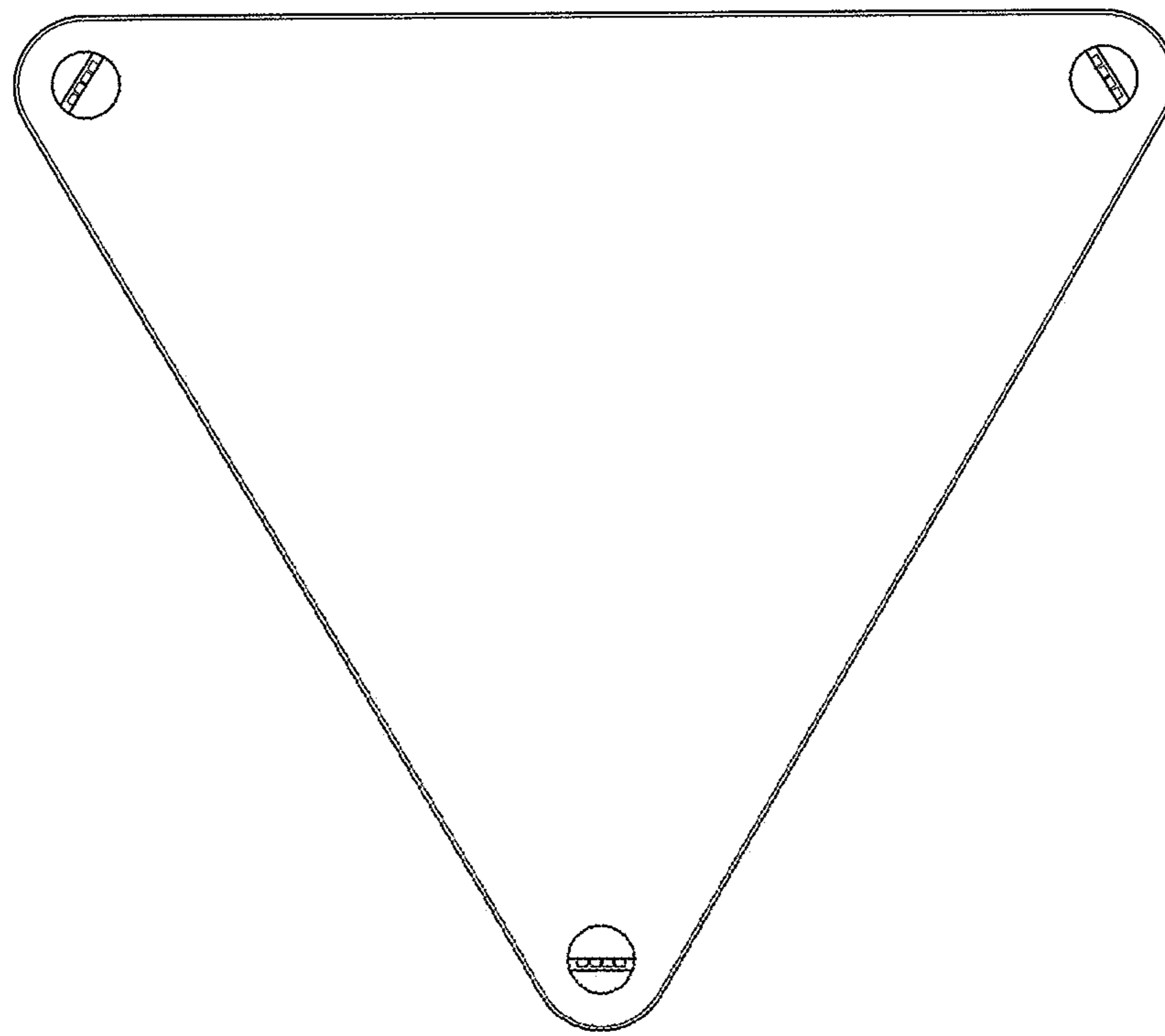


FIG. 3




FIG. 4




FIG. 5




FIG. 6



FIG. 7

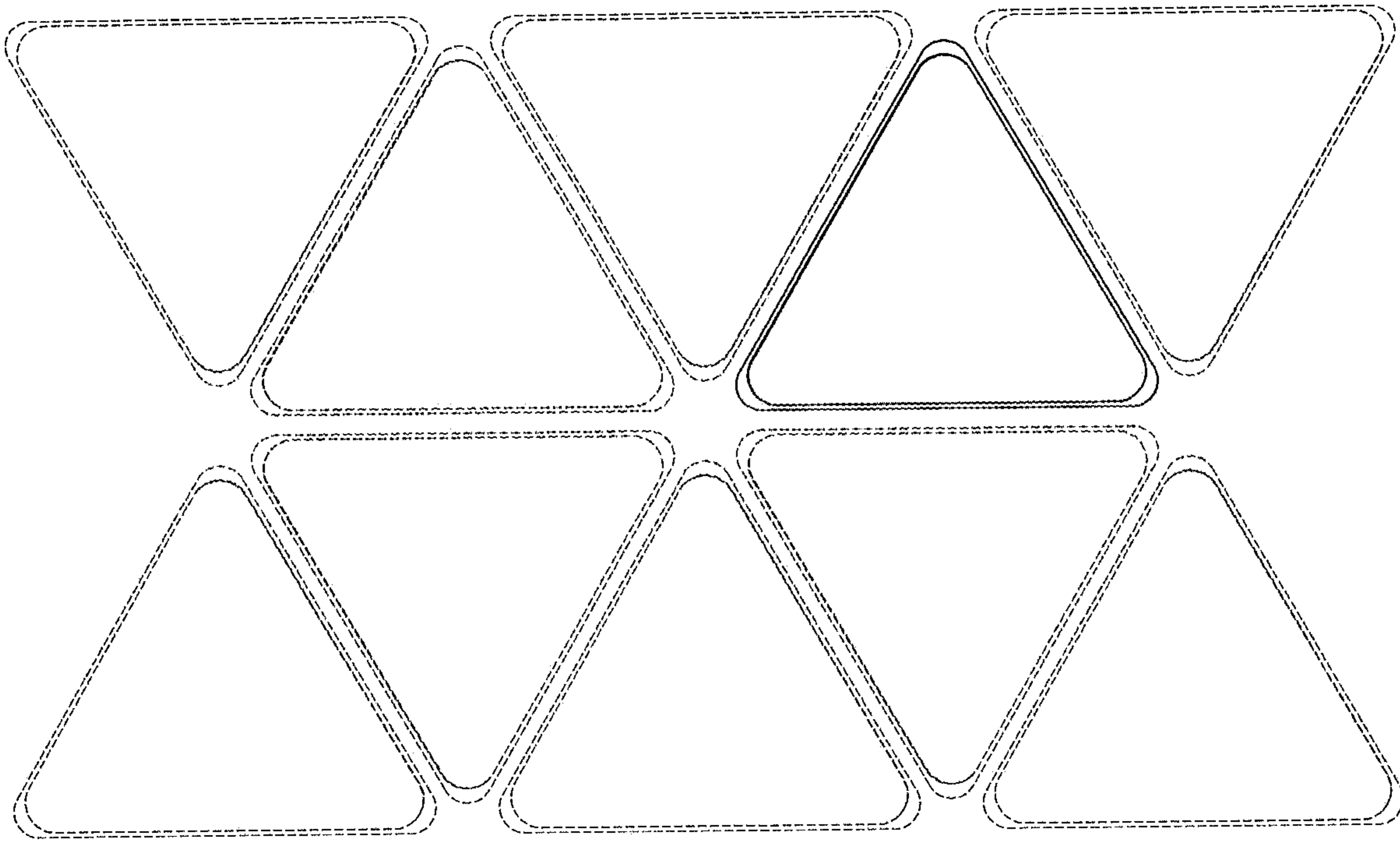


FIG. 8

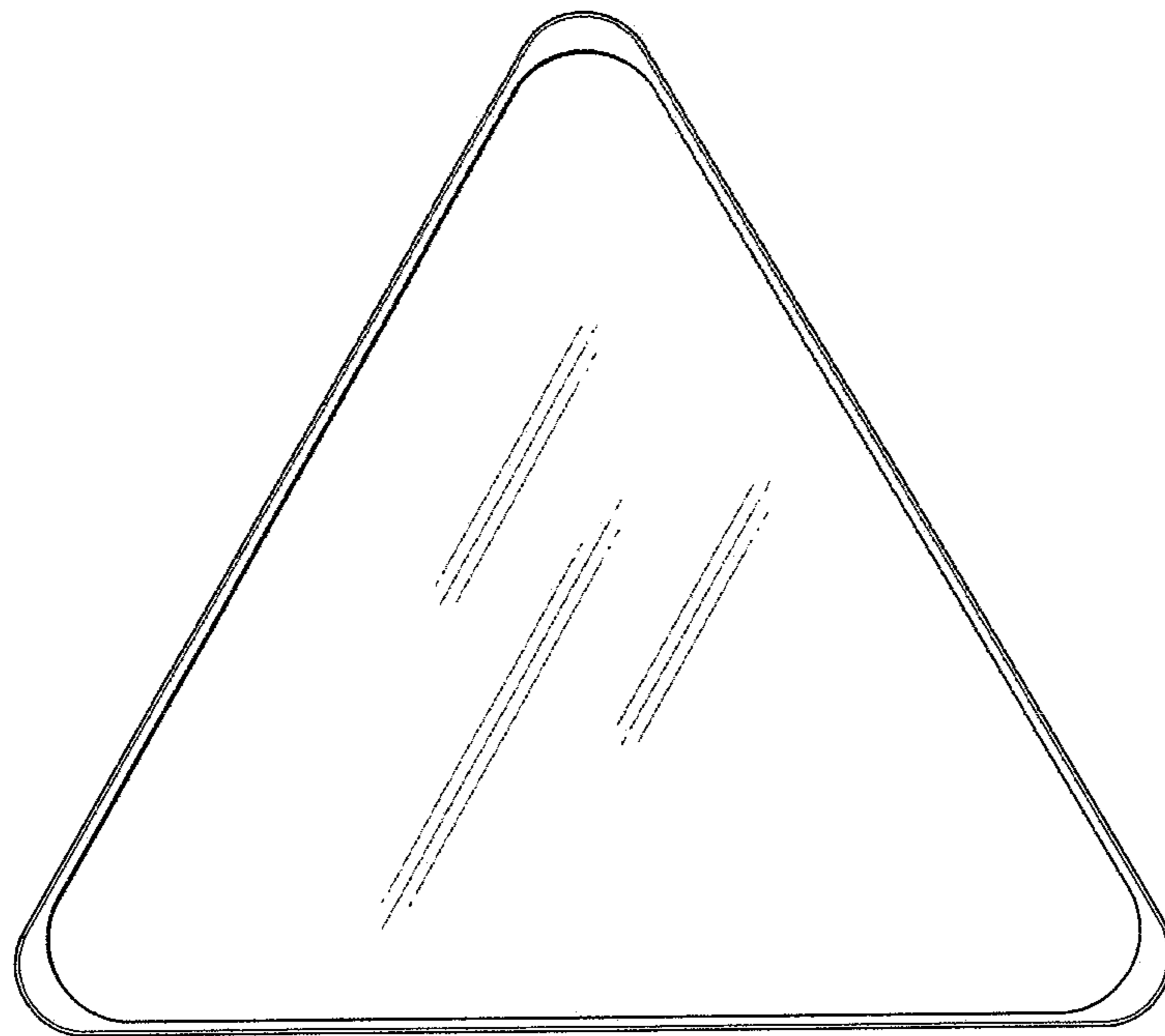


FIG. 9