



US00D879697S

(12) **United States Design Patent**
Battams

(10) **Patent No.:** **US D879,697 S**

(45) **Date of Patent:** **** Mar. 31, 2020**

(54) **WHEEL**

(71) Applicant: **Jaguar Land Rover Limited**, Whitley
Coventry (GB)

(72) Inventor: **Robert Battams**, Whitley Coventry
(GB)

(73) Assignee: **Jaguar Land Rover Limited**, Whitley,
Coventry (GB)

(**) Term: **15 Years**

(21) Appl. No.: **29/685,261**

(22) Filed: **Mar. 27, 2019**

Related U.S. Application Data

(62) Division of application No. 29/622,443, filed on Oct.
17, 2017, now Pat. No. Des. 849,640.

(30) **Foreign Application Priority Data**

Apr. 21, 2017 (EM) 003867100

(51) **LOC (12) Cl.** **12-16**

(52) **U.S. Cl.**
USPC **D12/209**

(58) **Field of Classification Search**
USPC D12/204-213
CPC B60B 7/00; B60B 7/02; B60B 7/04; B60B
7/01; B60B 7/06; B60B 3/02; B60B 3/04;
B60B 3/06; B60B 3/10; B60B 1/00;
B60B 1/08; B60B 1/10; B60B 1/12

See application file for complete search history.

(56) **References Cited**

U.S. PATENT DOCUMENTS

D673,095 S *	12/2012	Behmer	D12/209
D697,004 S *	1/2014	Pollmann	D12/209
D697,007 S *	1/2014	Pollmann	D12/209
D744,925 S *	12/2015	Wheel	D12/209
D746,751 S *	1/2016	Wheel	D12/209
D773,370 S *	12/2016	Bucher	D12/211
D775,574 S *	1/2017	Maher	D12/209
D792,828 S *	7/2017	Groth	D12/209
D793,937 S *	8/2017	Buck	D12/209
D795,148 S *	8/2017	Ariga	D12/209
D811,979 S *	3/2018	Svensson	D12/211
D822,572 S *	7/2018	Smith	D12/209
D832,762 S *	11/2018	Austin	D12/209
D834,486 S *	11/2018	Patel	D12/209
D849,640 S *	5/2019	Battams	D12/209
D865,608 S *	11/2019	Egan	D12/209

* cited by examiner

Primary Examiner — Stacia A Cadmus

(74) *Attorney, Agent, or Firm* — Wood Herron & Evans
LLP

(57) **CLAIM**

The ornamental design for a wheel, as shown and described.

DESCRIPTION

FIG. 1 is a front left perspective view of a wheel for a vehicle according to the present invention.

FIG. 2 is a front right perspective view of the wheel shown in FIG. 1.

FIG. 3 is a front view thereof.

FIG. 4 is a side left view thereof, the right side view being a mirror image thereof.

FIG. 5 is a rear view thereof.

FIG. 6 is a rear right perspective view thereof; and,

FIG. 7 is a rear left perspective view thereof.

1 Claim, 5 Drawing Sheets






FIG. 1



FIG. 2



FIG. 3




FIG. 4



FIG. 5



FIG. 6



FIG. 7

UNITED STATES PATENT AND TRADEMARK OFFICE
CERTIFICATE OF CORRECTION

PATENT NO. : D879,697 S
APPLICATION NO. : 29/685261
DATED : March 31, 2020
INVENTOR(S) : Robert Battams

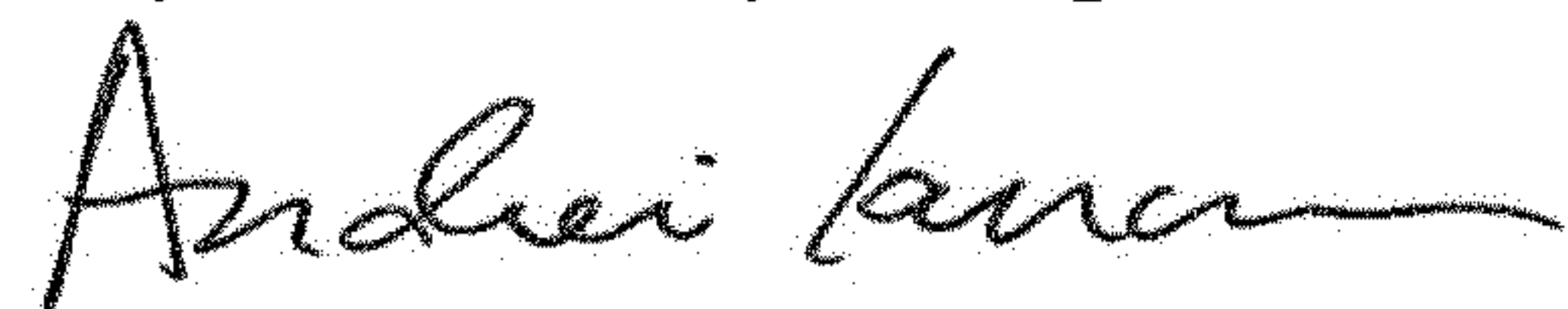
Page 1 of 1

It is certified that error appears in the above-identified patent and that said Letters Patent is hereby corrected as shown below:

On the Title Page

Column 2, Item (57) "Description", Line 6, "FIG. 4 is a side left view thereof" should be ---FIG. 4 is a left side view thereof---

Signed and Sealed this
Twenty-second Day of September, 2020



Andrei Iancu
Director of the United States Patent and Trademark Office