



US00D879669S

(12) **United States Design Patent**
Rossiter et al.

(10) **Patent No.:** **US D879,669 S**
(45) **Date of Patent:** **** Mar. 31, 2020**

- (54) **BICYCLE RACK**
- (71) Applicant: **PFL Spaces Pty Ltd**, Brisbane, Queensland (AU)
- (72) Inventors: **Mark Anthony Rossiter**, Brisbane (AU); **Simon Terry**, St Kilda (AU); **Kelvin Lee**, North Melbourne (AU); **Josh Kimberley**, Springvale South (AU)
- (73) Assignee: **PFL Spaces Pty Ltd**, Brisbane, Queensland (AU)
- (**) Term: **15 Years**
- (21) Appl. No.: **29/664,435**
- (22) Filed: **Sep. 25, 2018**
- (51) **LOC (12) Cl.** **08-10**
- (52) **U.S. Cl.**
USPC **D12/115**
- (58) **Field of Classification Search**
USPC D12/115, 120, 402, 406, 407
CPC B60R 9/06; B60R 9/10; B62H 3/00; B62H 3/04; B62H 3/06; B62H 3/10
See application file for complete search history.

D447,723 S *	9/2001	Spangler	D12/115
D497,873 S *	11/2004	Graber	B62H 3/00
			D12/407
D529,433 S *	10/2006	Kane	D12/408
D548,144 S *	8/2007	Swinson, III	D12/120
D554,025 S *	10/2007	Van Valkenburgh	D12/115
D604,206 S *	11/2009	Selzer	D12/115
D617,238 S *	6/2010	Ohlman	D12/115
D665,709 S *	8/2012	Longfellow	D12/115
D689,799 S *	9/2013	Ruggiero	D12/115
D697,837 S *	1/2014	Kirn	D12/115
D718,193 S *	11/2014	Diorio	D12/115
D721,991 S *	2/2015	Ruggiero	D12/115
D754,032 S *	4/2016	Meredith	D12/115
D767,452 S *	9/2016	Greenblatt	D12/115
D774,982 S *	12/2016	Reeder	D12/115

* cited by examiner

Primary Examiner — Michelle E. Wilson
Assistant Examiner — Clese Moore, Jr.
(74) *Attorney, Agent, or Firm* — Michael Best & Friedrich LLP

(57) **CLAIM**

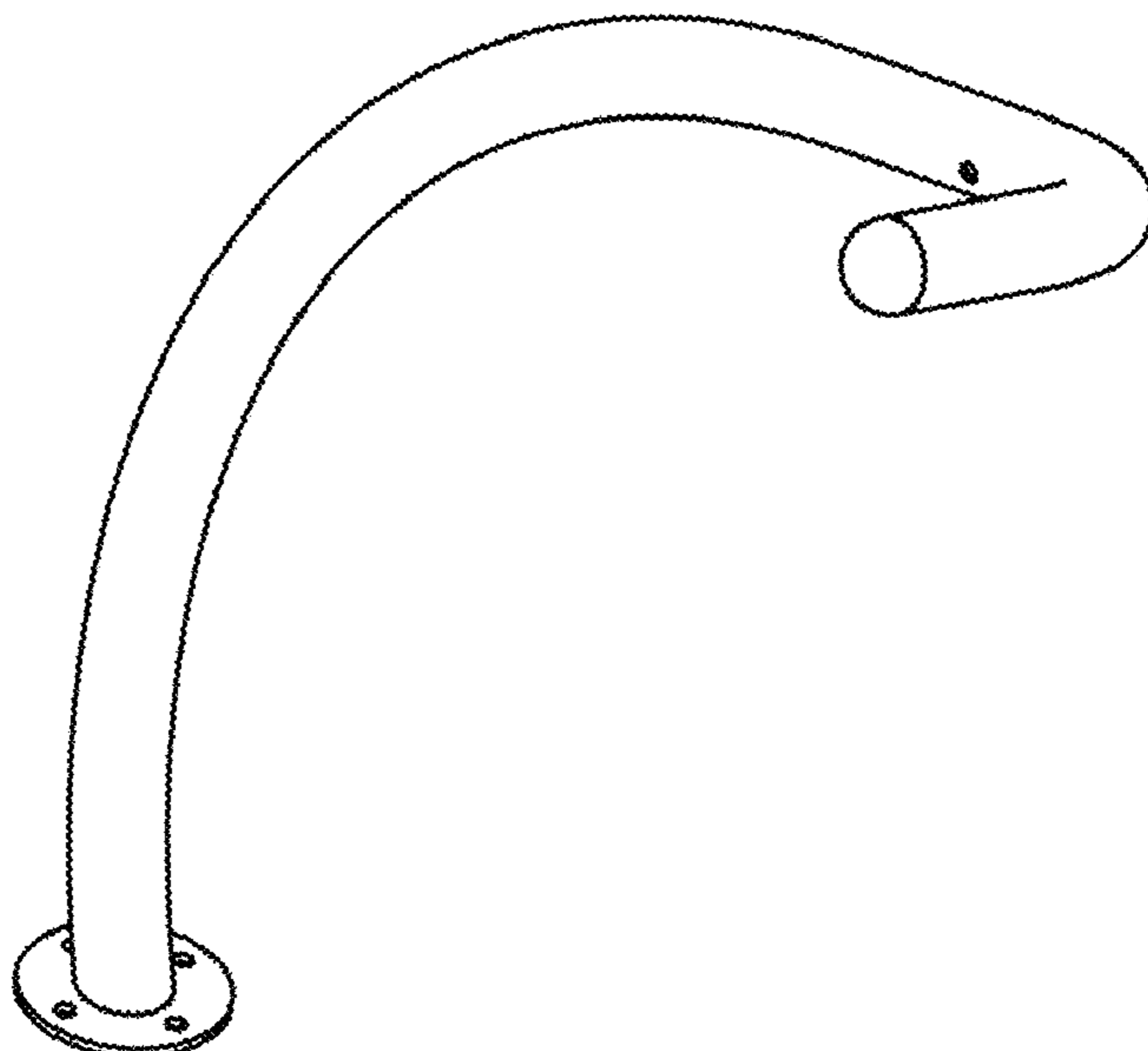
We claim the ornament design for a bicycle rack, as shown and described.

DESCRIPTION

FIG. 1 is a perspective view of a bicycle rack showing our new design.
FIG. 2 is a first side view of the bicycle rack.
FIG. 3 is a second side view of the bicycle rack.
FIG. 4 is a front view of the bicycle rack.
FIG. 5 is a top view of the bicycle rack.
FIG. 6 is a perspective view of the bicycle rack in use with a like bicycle rack shown in broken lines; and,
FIG. 7 is a side view of the bicycle rack attached to a like bicycle rack, shown in broken lines, with a bicycle, shown in broken lines.

1 Claim, 6 Drawing Sheets

- (56) **References Cited**
U.S. PATENT DOCUMENTS
- | | | | |
|--------------|---------|-----------------|---------|
| D244,512 S * | 5/1977 | Edwards | D12/115 |
| D245,596 S * | 8/1977 | Cohen | D12/115 |
| D263,945 S * | 4/1982 | Voegeli | D12/115 |
| D268,488 S * | 4/1983 | Arnott | D12/115 |
| D298,746 S * | 11/1988 | Whitworth | D12/115 |
| D330,695 S * | 11/1992 | Simmons | D12/115 |
| D337,082 S * | 7/1993 | Hellesoe | D12/115 |
| D344,868 S * | 3/1994 | Martinell | D6/552 |
| D367,022 S * | 2/1996 | Graber | D12/115 |
| D374,849 S * | 10/1996 | Chipman | D12/115 |
| D411,488 S * | 6/1999 | Tarrence | D12/115 |



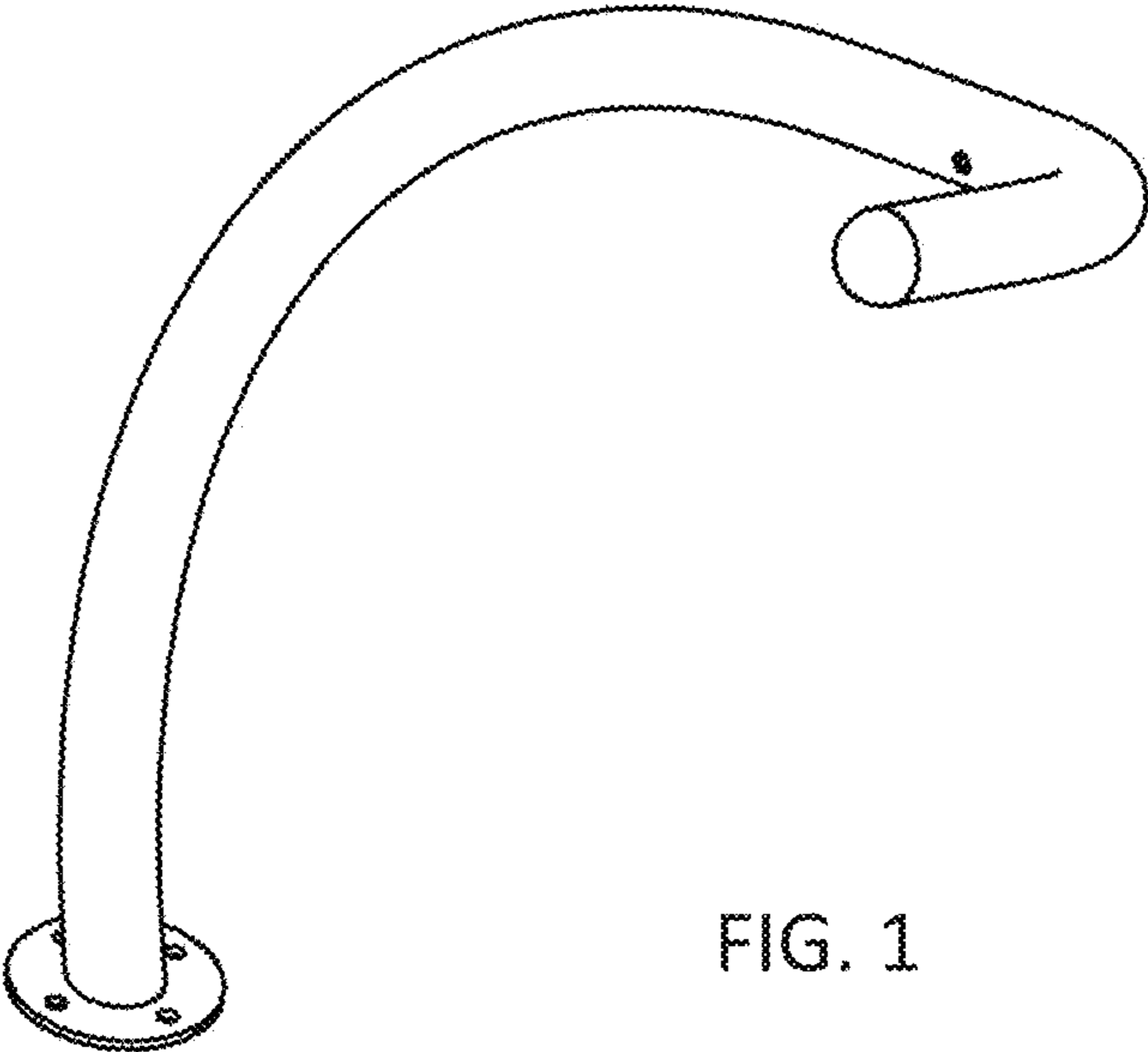


FIG. 1

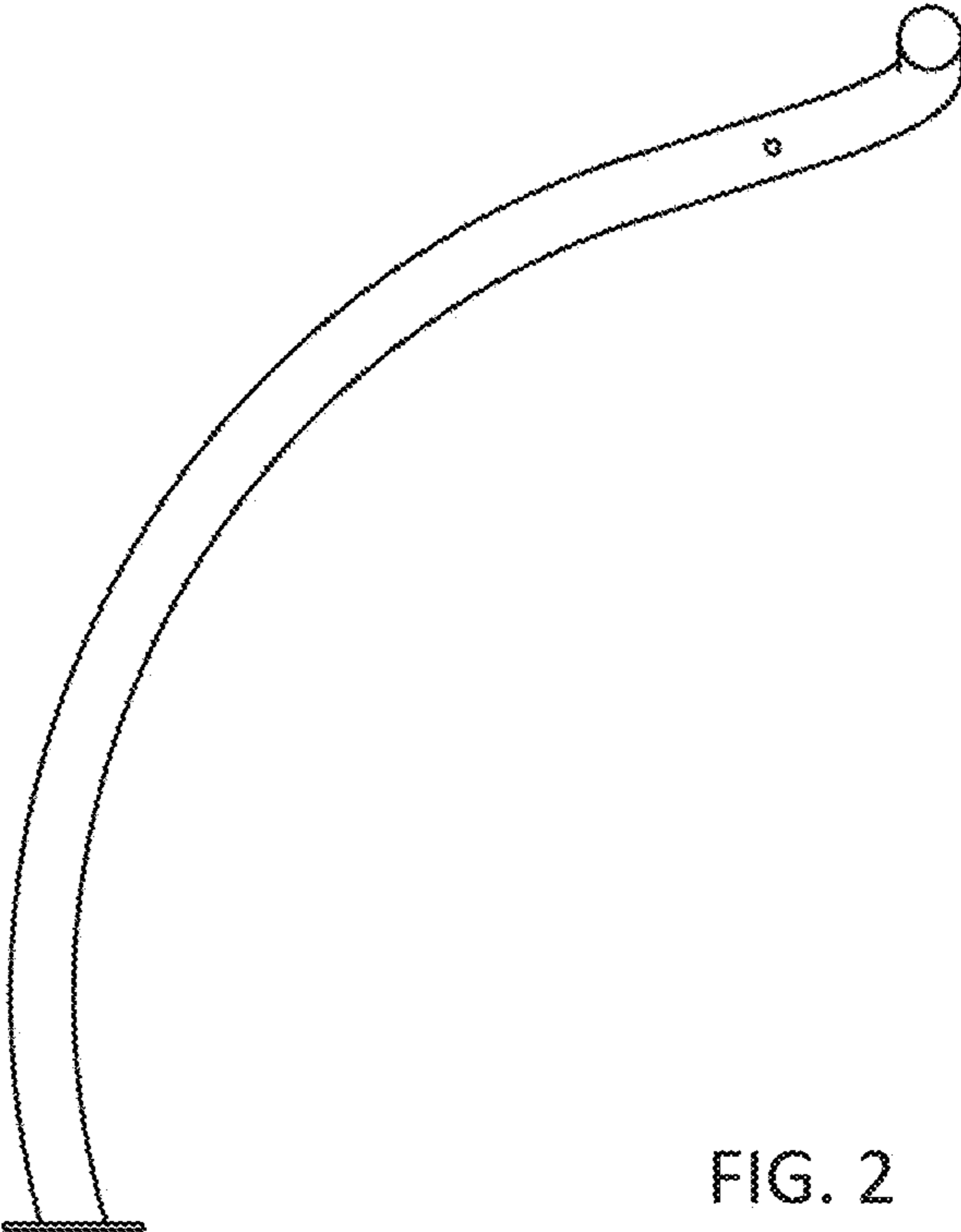


FIG. 2

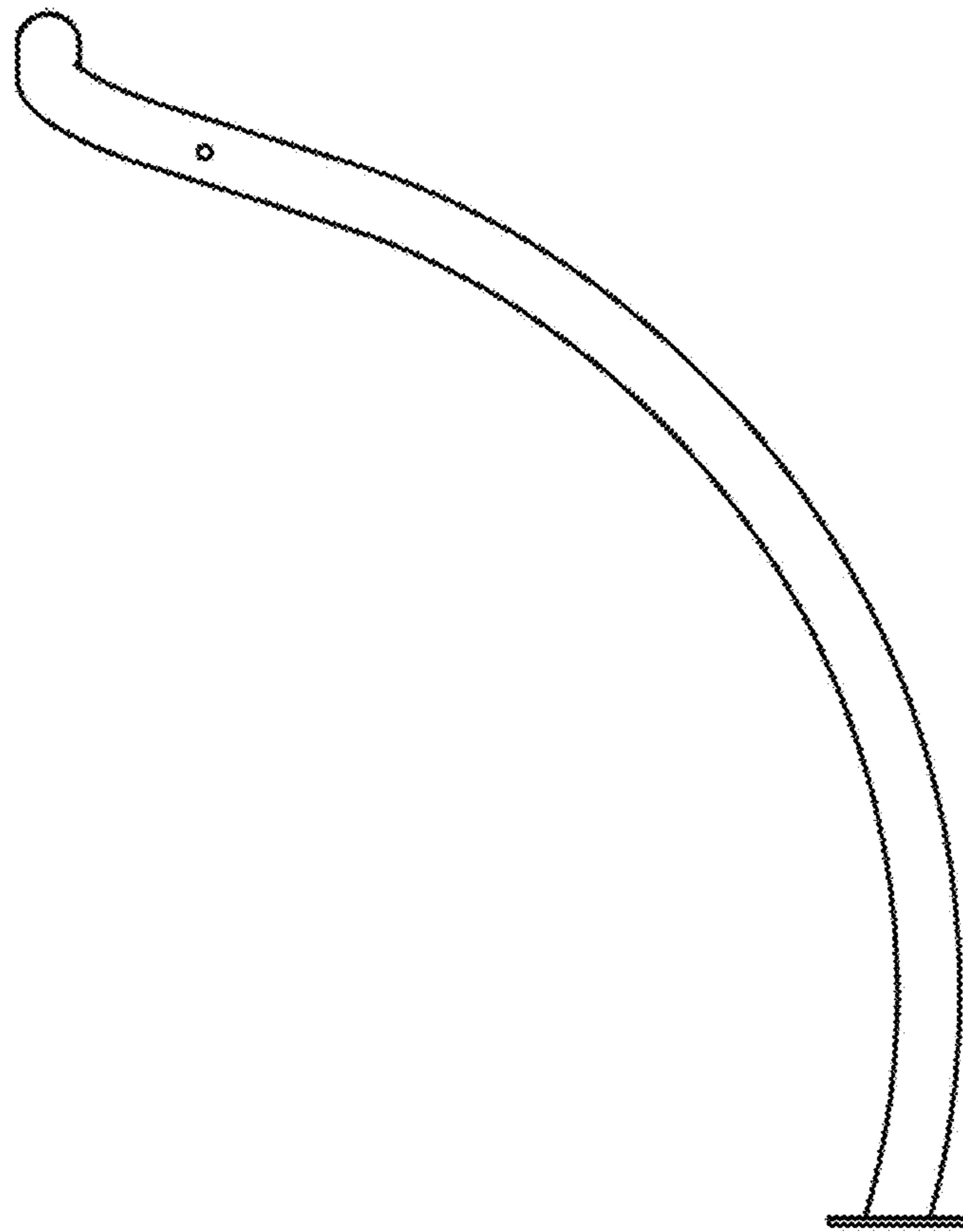


FIG. 3




FIG. 4




FIG. 5

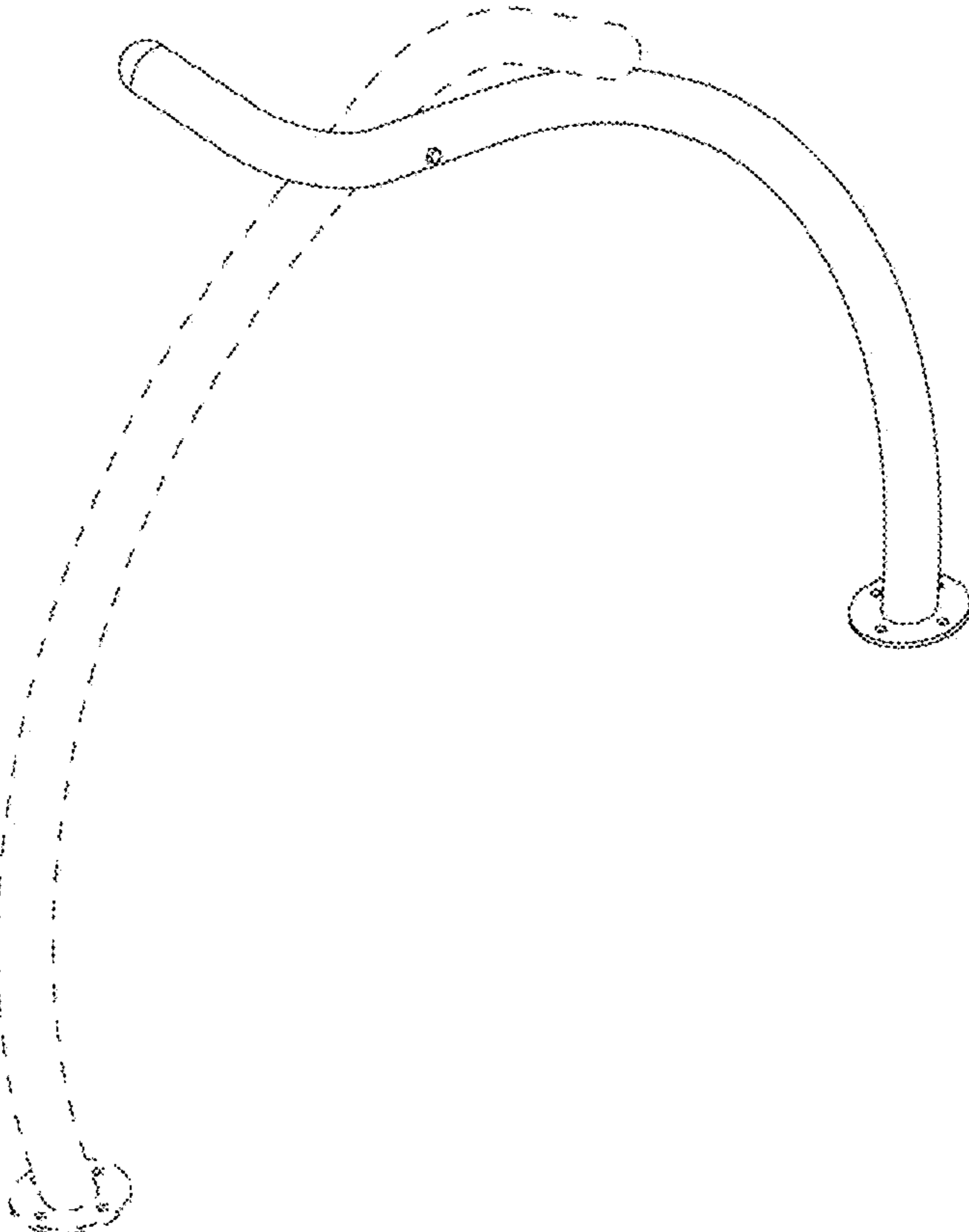


FIG. 6




FIG. 7