



US00D879618S

(12) **United States Design Patent**  
**Stark**

(10) **Patent No.:** **US D879,618 S**

(45) **Date of Patent:** **\*\* Mar. 31, 2020**

(54) **BOTTLE**

(71) Applicant: **Chrome Hearts LLC**, Hollywood, CA (US)

(72) Inventor: **Richard Stark**, Hollywood, CA (US)

(73) Assignee: **Chrome Hearts LLC**, Hollywood, CA (US)

(\*\*) Term: **15 Years**

(21) Appl. No.: **29/683,783**

(22) Filed: **Mar. 15, 2019**

**Related U.S. Application Data**

(62) Division of application No. 29/574,511, filed on Aug. 16, 2016, now Pat. No. Des. 849,549.

(51) **LOC (12) Cl.** ..... **09-01**

(52) **U.S. Cl.**  
USPC ..... **D9/559**; D9/560; D9/569; D9/574

(58) **Field of Classification Search**  
USPC ..... D9/434-435, 449, 451-452, 516, 530, D9/537-540, 549, 553, 555-556, 558, D9/560, 569, 574, 655-664, 454, D9/541-542, 559; D7/300, 300.1, 509, D7/598, 602, 619.1, 629  
CPC ..... B65D 1/00; B65D 1/02; B65D 1/0223; B65D 1/10; B65D 2501/00; B65D 2501/0009; B65D 2501/0018; B65D 2501/0027; B65D 2501/0045  
See application file for complete search history.

(56) **References Cited**

**U.S. PATENT DOCUMENTS**

D86,244 S \* 2/1932 Lalique ..... D9/546  
D102,303 S \* 12/1936 Nuckols ..... D9/546

D124,939 S \* 1/1941 Noble ..... D9/556  
D202,222 S \* 9/1965 Heintze ..... D7/300  
D286,374 S \* 10/1986 Bussell ..... D9/448  
D358,772 S \* 5/1995 Volk-Kete ..... D9/522  
D369,068 S \* 4/1996 Husted ..... D7/679  
D386,963 S \* 12/1997 Hsu ..... D28/76  
D608,652 S \* 1/2010 Eisen ..... D9/546  
D672,657 S \* 12/2012 Hall ..... D9/520  
8,561,821 B2 \* 10/2013 Harris ..... B65D 90/36  
215/381  
D763,087 S \* 8/2016 Hirst ..... D9/500  
D763,696 S \* 8/2016 Eisen ..... D9/443  
D790,051 S \* 6/2017 Valentino ..... D23/366  
D827,447 S \* 9/2018 Prinz ..... D9/611  
D849,549 S \* 5/2019 Stark ..... D9/559

\* cited by examiner

*Primary Examiner* — Cathron C Brooks

*Assistant Examiner* — Sharon S Oum

(74) *Attorney, Agent, or Firm* — Amster, Rothstein & Ebenstein LLP


(57) **CLAIM**

The ornamental design for the bottle, as shown and described.

**DESCRIPTION**

FIG. 1 is a front and side perspective view of a bottle showing my new design;  
FIG. 2 is a front elevational view thereof;  
FIG. 3 is a side elevational view thereof;  
FIG. 4 is an opposite side elevational view thereof;  
FIG. 5 is a rear elevational view thereof;  
FIG. 6 is a top plan view thereof; and,  
FIG. 7 is a bottom plan view thereof.  
The broken lines indicate environmental subject matter and do not form a part of the claimed design.

**1 Claim, 6 Drawing Sheets**



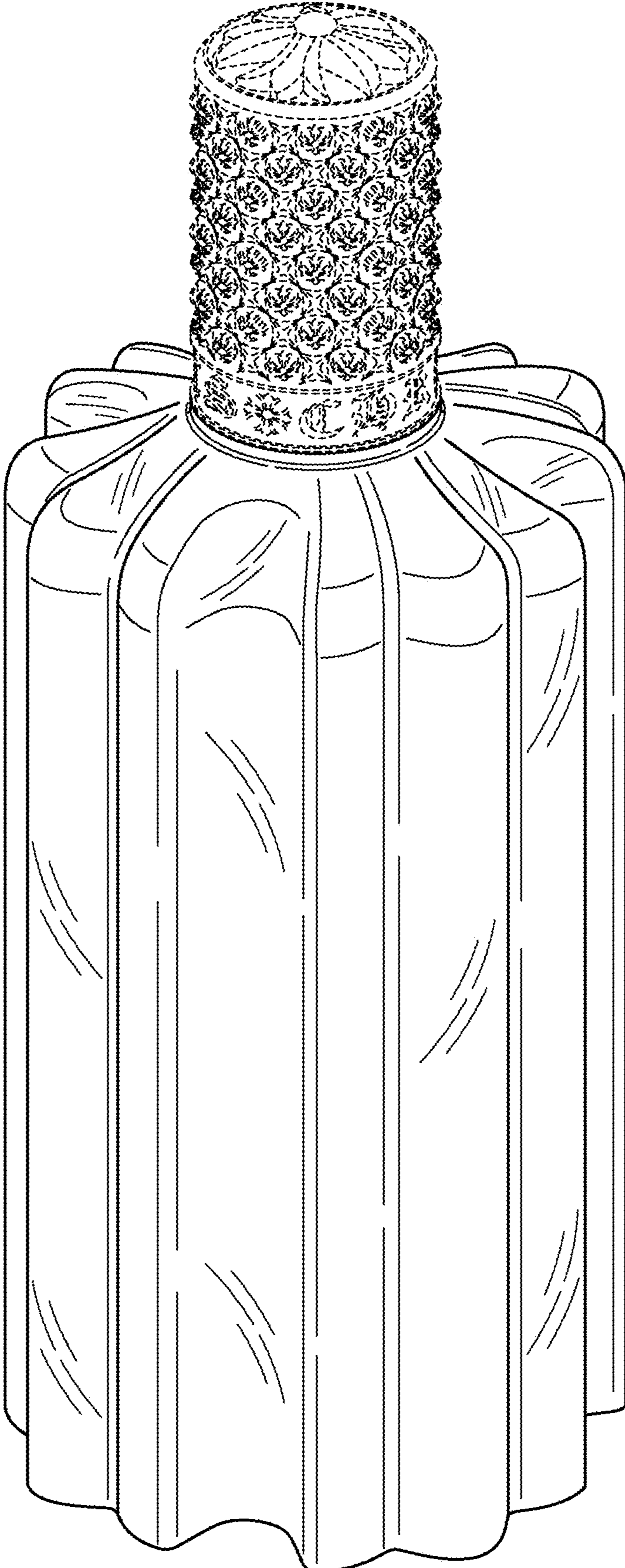


FIG. 1

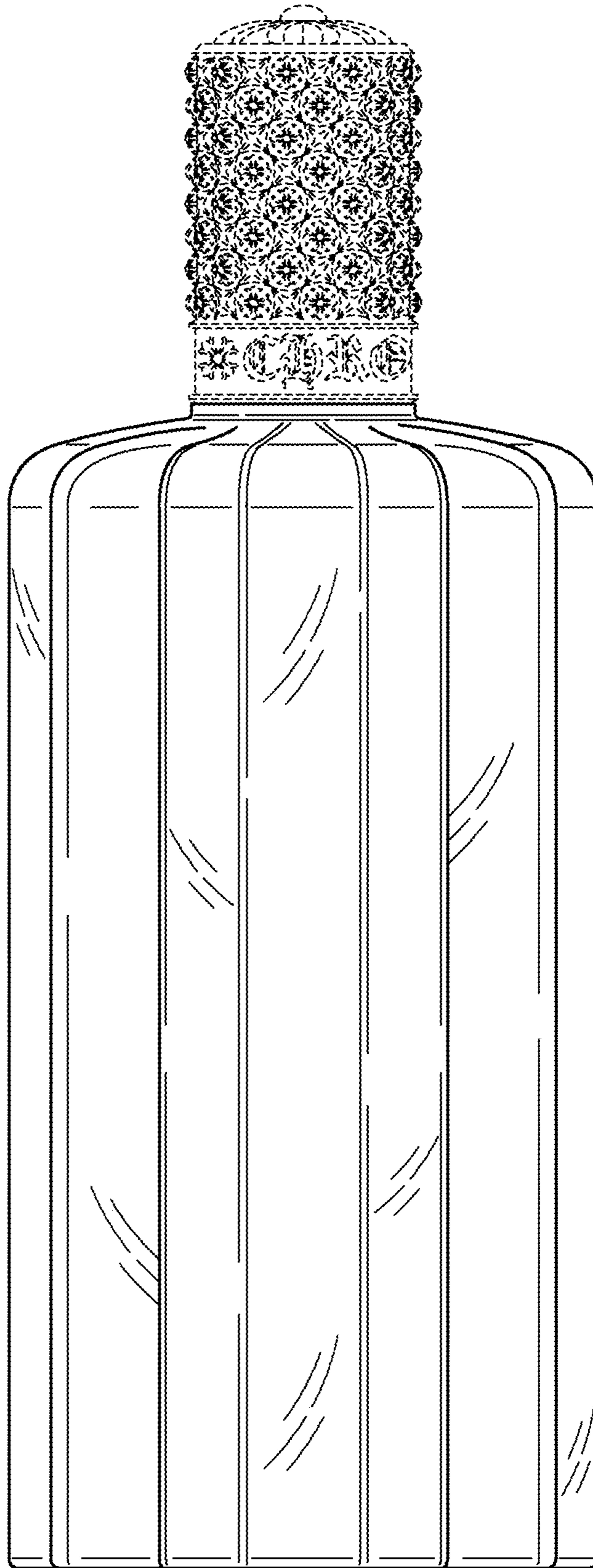


FIG. 2

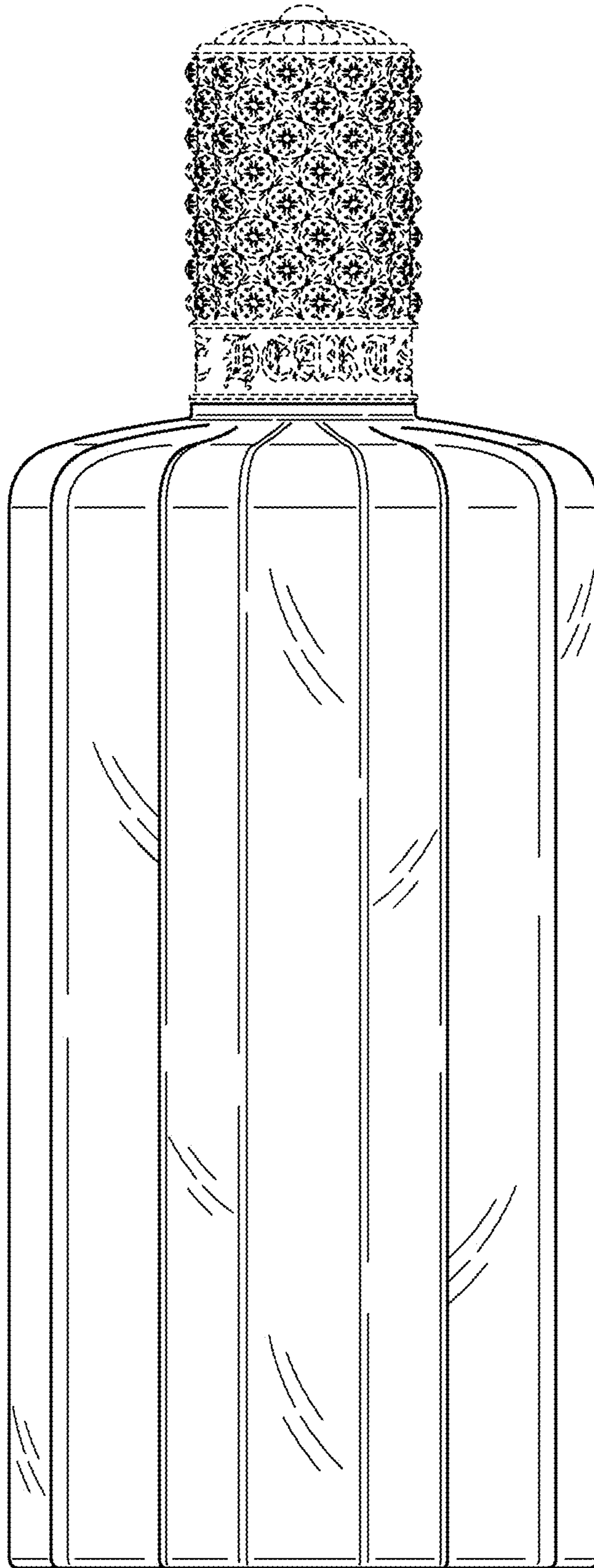


FIG. 3

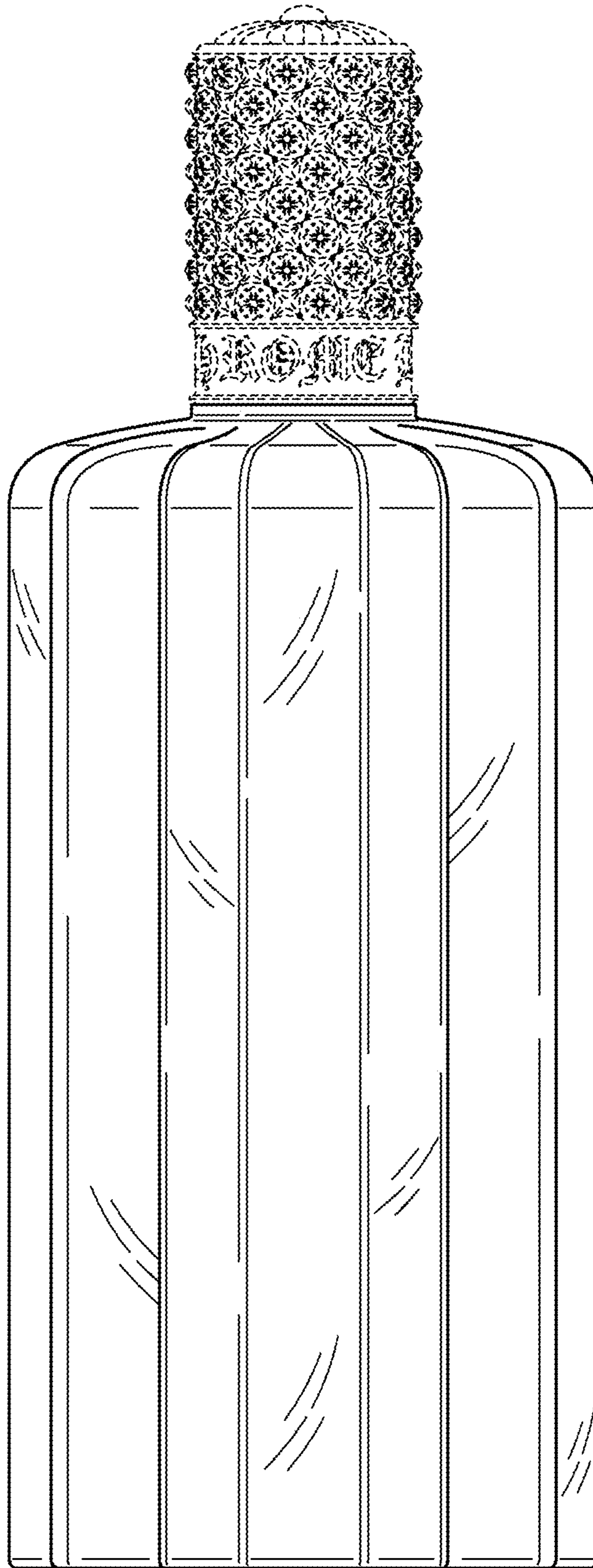


FIG. 4

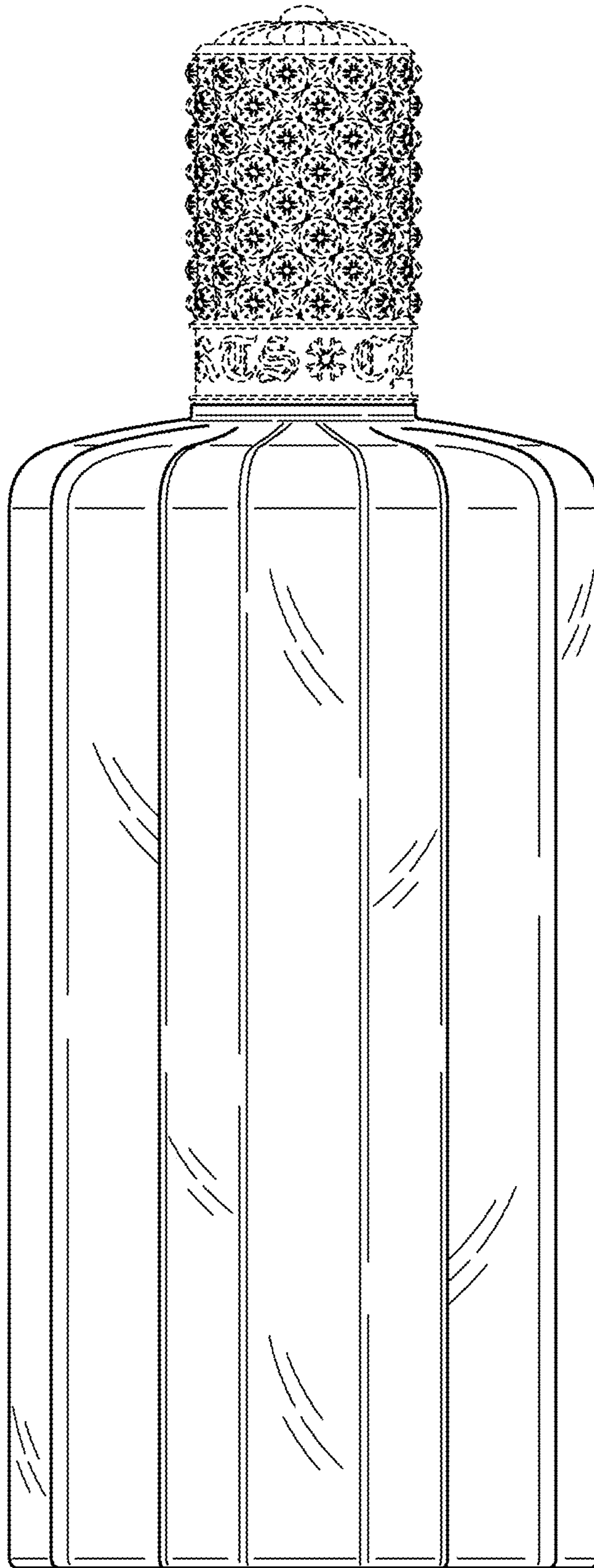


FIG. 5




FIG. 6




FIG. 7