



US00D879597S

(12) **United States Design Patent**
Maehara

(10) **Patent No.:** **US D879,597 S**
(45) **Date of Patent:** **** Mar. 31, 2020**

- (54) **SLIDING AID**
- (71) Applicant: **Maruzen Showa Unyu Co., Ltd.**,
Yokohama (JP)
- (72) Inventor: **Shouji Maehara**, Tokyo (JP)
- (73) Assignee: **Maruzen Showa Unyu Co., Ltd.**,
Yokohama (JP)
- (**) Term: **15 Years**
- (21) Appl. No.: **29/663,832**
- (22) Filed: **Sep. 19, 2018**
- (51) **LOC (12) Cl.** **08-05**
- (52) **U.S. Cl.**
USPC **D8/374**
- (58) **Field of Classification Search**
USPC D8/374
CPC ... A47B 91/12; A47B 97/00; A47B 2220/061;
A47B 2200/0066; A47B 91/066; A47B
91/06; A47B 91/005; A47C 19/045; A47C
21/00
See application file for complete search history.

(56) **References Cited**

U.S. PATENT DOCUMENTS

D379,873 S * 6/1997 Plath D3/273

D810,443 S * 2/2018 Burgess D3/318

* cited by examiner

Primary Examiner — Holly H Baynham

(74) *Attorney, Agent, or Firm* — Porter, Wright, Morris & Arthur, LLP

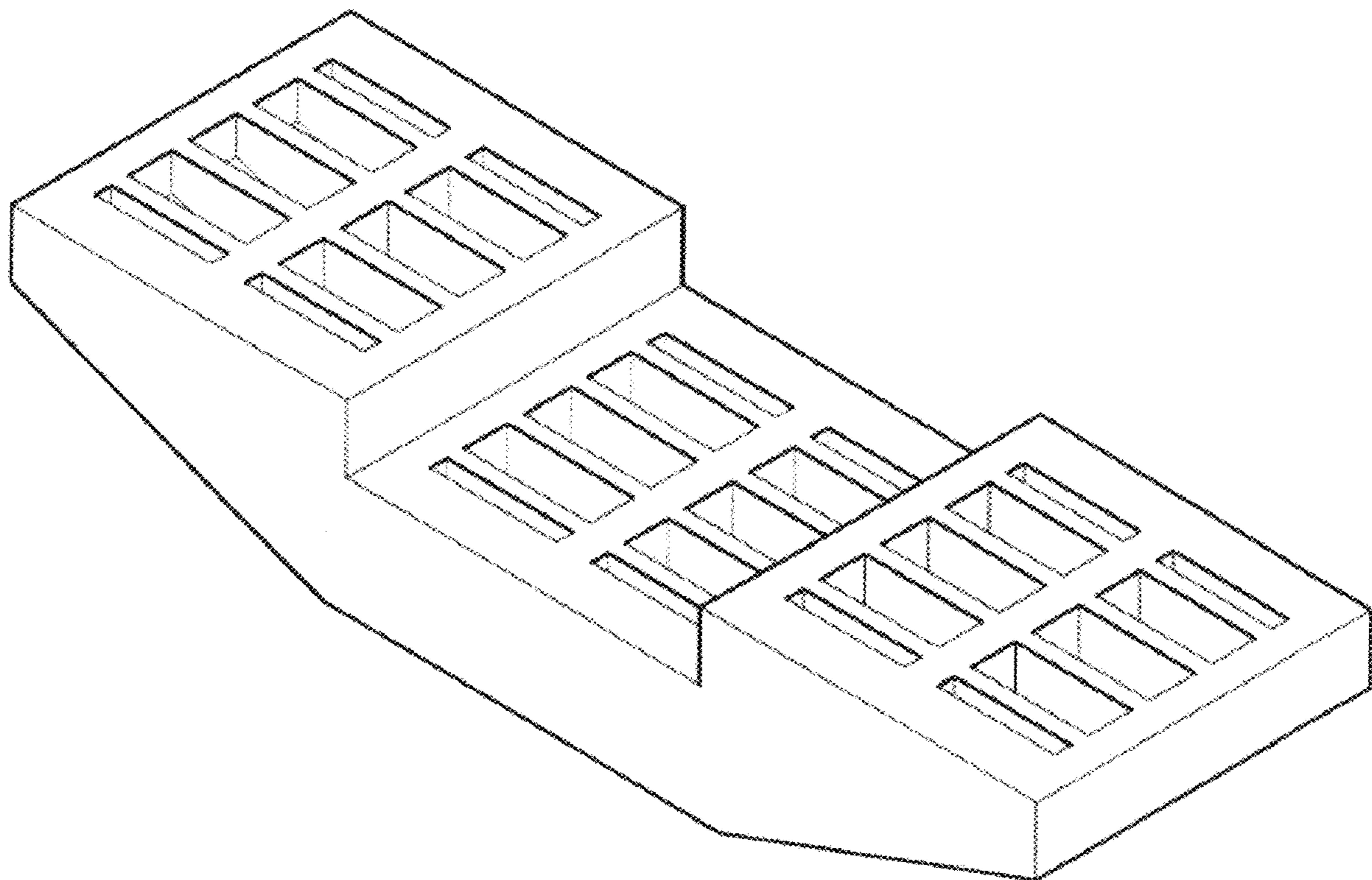
(57) **CLAIM**

The ornamental design for a sliding aid, as shown.

DESCRIPTION

FIG. 1 is a perspective view of a sliding aid showing my new design;
FIG. 2 is a front view thereof;
FIG. 3 is a rear view thereof;
FIG. 4 is a right side view thereof;
FIG. 5 is a left side view thereof;
FIG. 6 is a top view thereof;
FIG. 7 is a bottom view thereof; and,
FIG. 8 is a cross-sectional view taken along line 8-8 of FIG. 6.

1 Claim, 6 Drawing Sheets



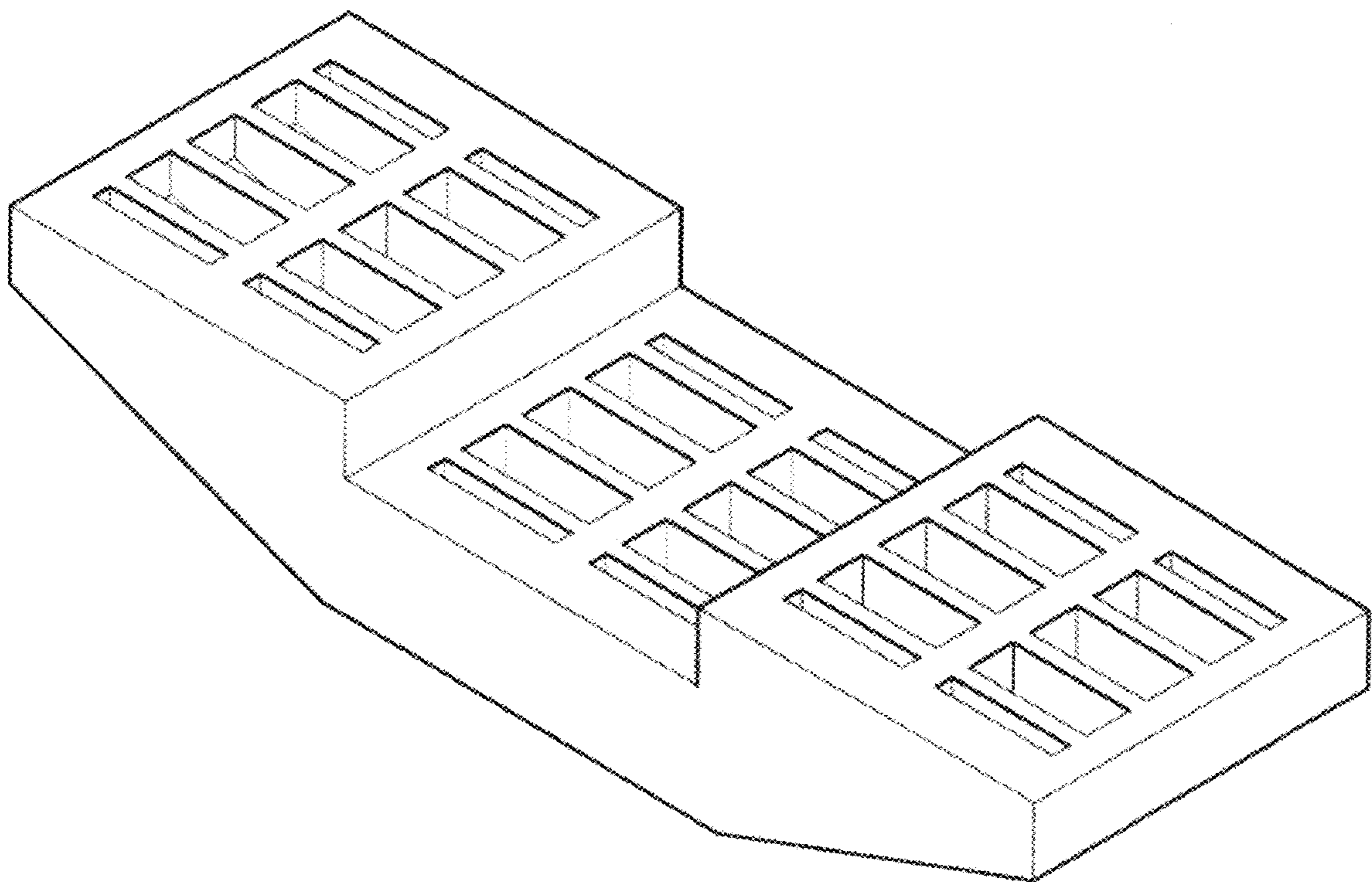


FIG. 1




FIG. 2




FIG. 3




FIG. 4




FIG. 5

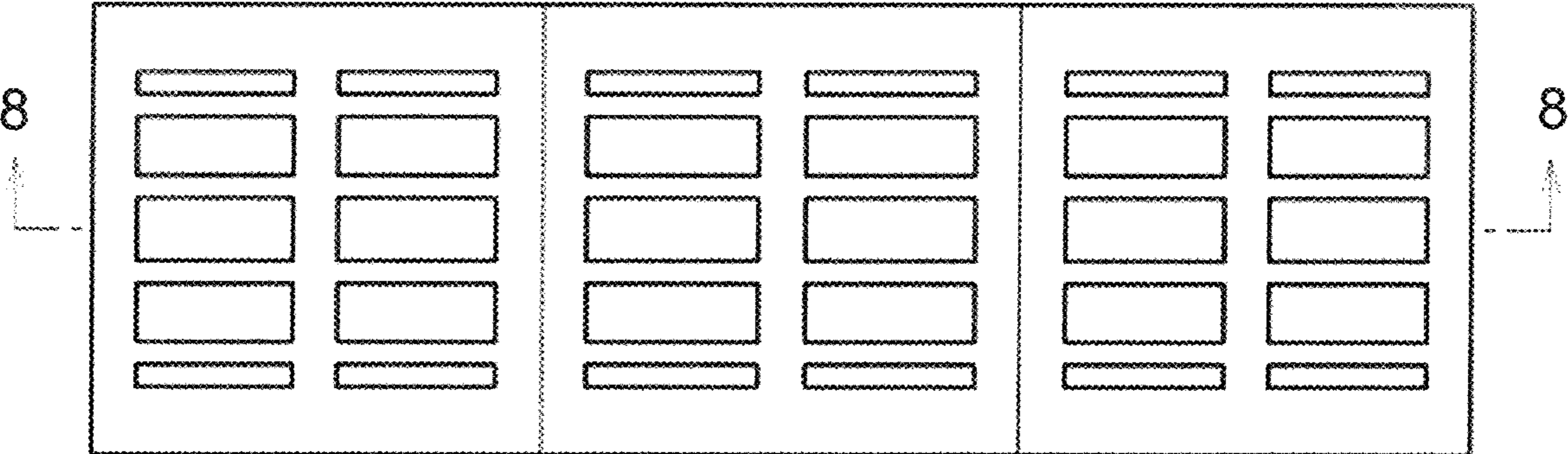


FIG. 6




FIG. 7

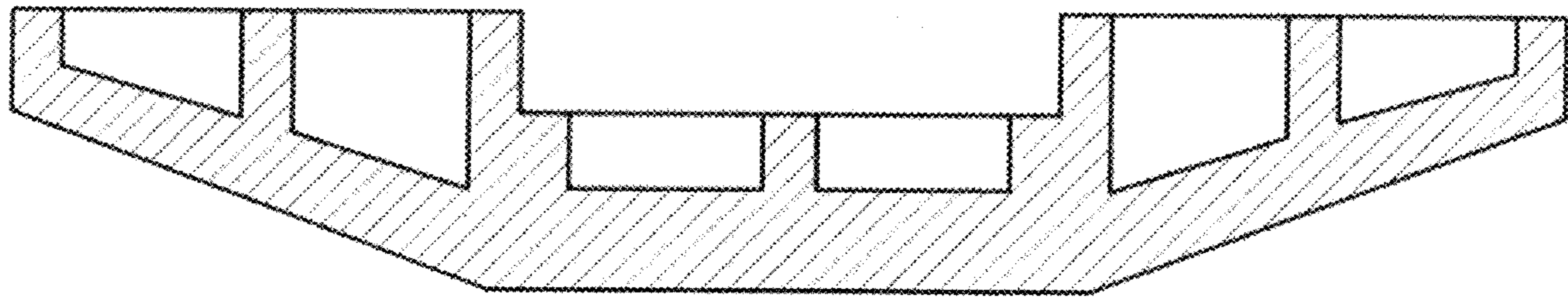


FIG. 8