



US00D879581S

(12) **United States Design Patent**
Arakelian

(10) **Patent No.:** **US D879,581 S**

(45) **Date of Patent:** **** Mar. 31, 2020**

(54) **MULTI-TOOL**

(71) Applicant: **Narbeh Arakelian**, Glendale, CA (US)

(72) Inventor: **Narbeh Arakelian**, Glendale, CA (US)

(**) Term: **15 Years**

(21) Appl. No.: **29/637,911**

(22) Filed: **Feb. 22, 2018**

(51) **LOC (12) Cl.** **08-05**

(52) **U.S. Cl.**
USPC **D8/105; D8/19**

(58) **Field of Classification Search**
USPC D8/105, 38, 55, 14-19, 21, 53, 100, 103,
D8/26, 34, 87, 99, 356, 28; D3/210
CPC .. B25B 15/008; B25F 1/00; B25F 1/02; B25F
1/04; F16B 45/02
See application file for complete search history.

(56) **References Cited**

U.S. PATENT DOCUMENTS

D339,047 S * 9/1993 Henderson D8/19
D405,953 S * 2/1999 Legg D3/210

D528,880 S * 9/2006 Belflower D8/16
D705,034 S * 5/2014 Connell D8/105
D758,824 S * 6/2016 Kelleghan D8/105
D772,679 S * 11/2016 Hawker D3/210
D773,908 S * 12/2016 Arakelian D8/16
D799,297 S * 10/2017 Manor D8/105
D802,079 S * 11/2017 Lees D22/118
2008/0022738 A1 * 1/2008 Maxwell A44B 15/007
70/458
2017/0043467 A1 * 2/2017 Arakelian B26B 11/00

* cited by examiner

Primary Examiner — Janice Hallmark

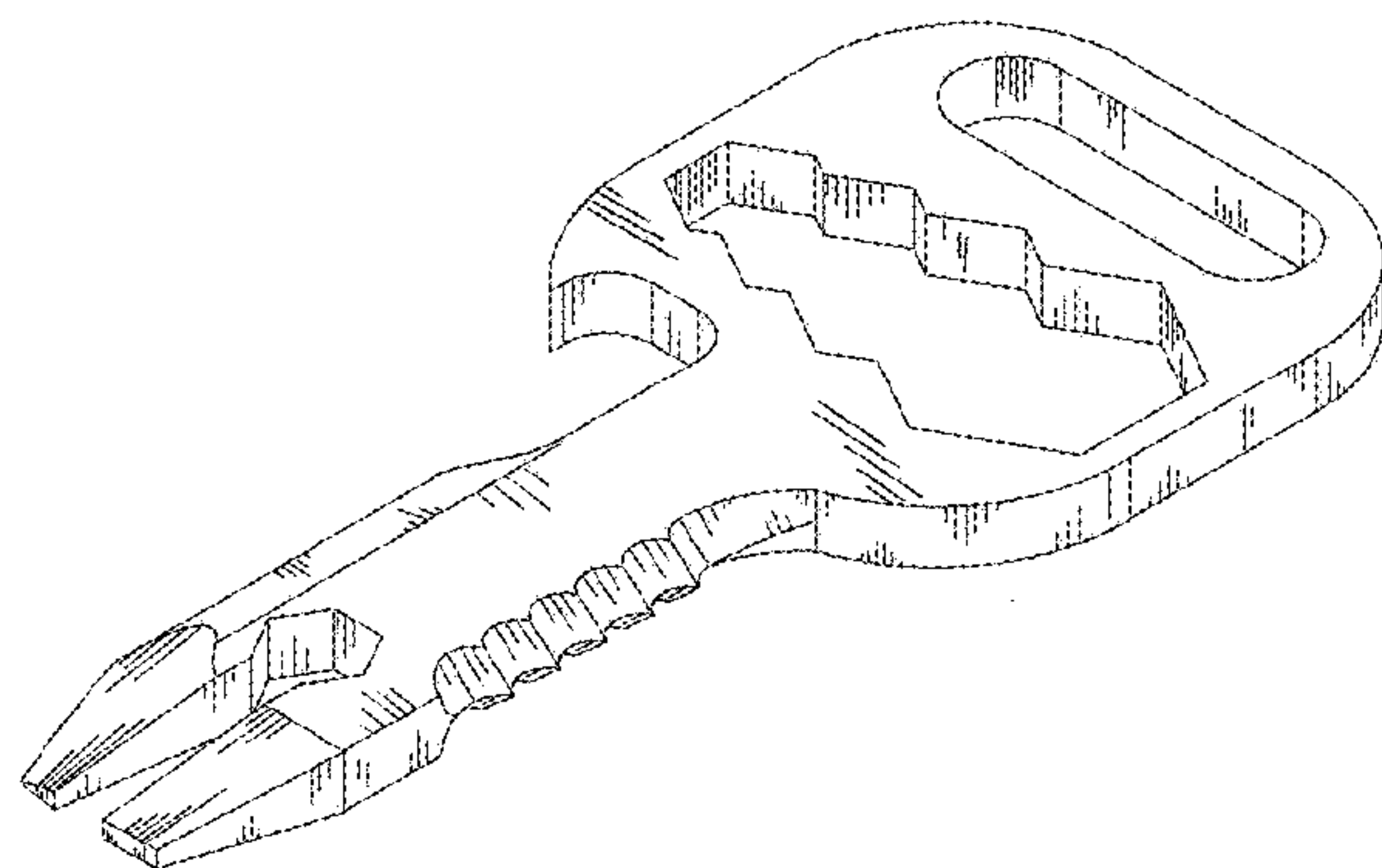
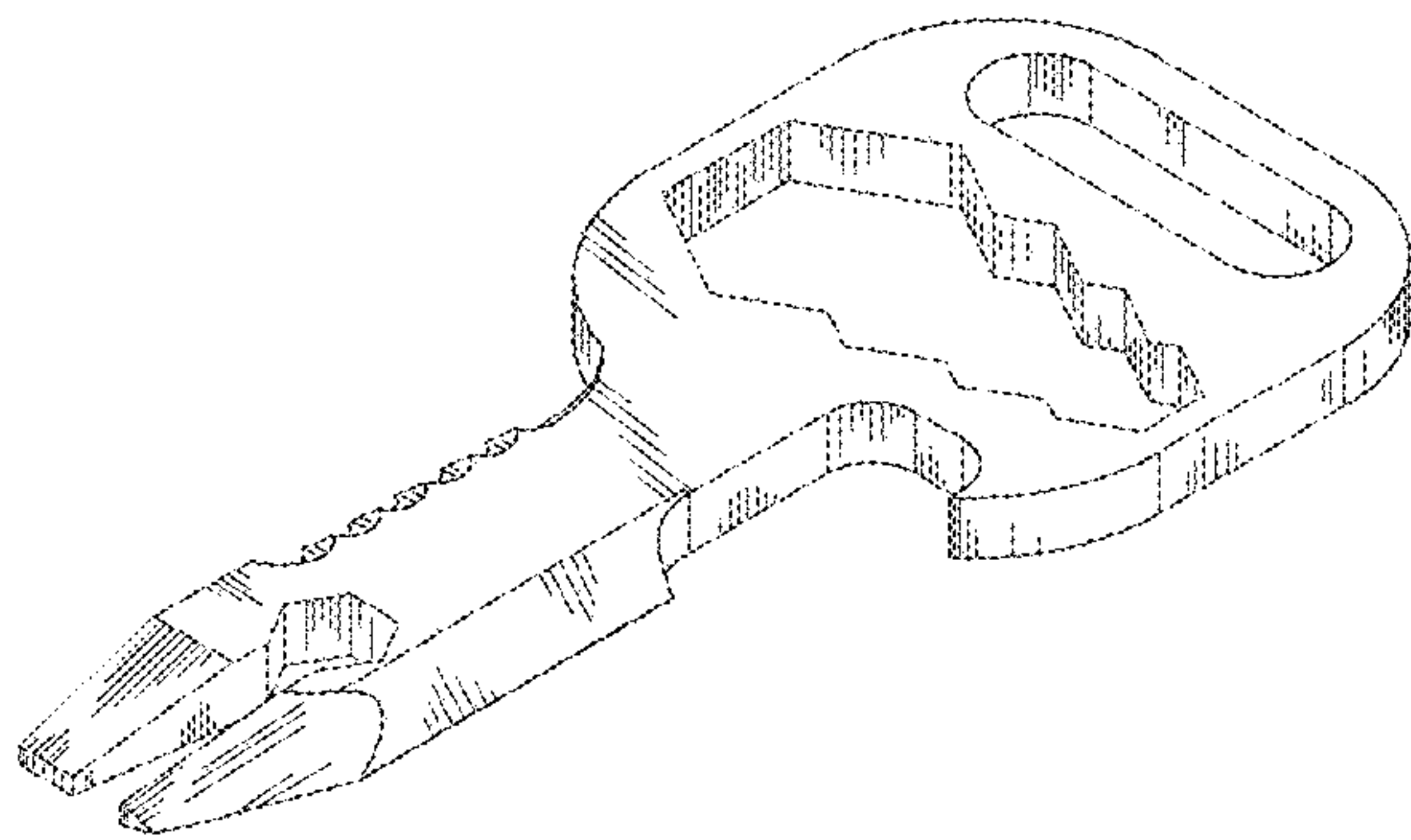
(57) **CLAIM**

The ornamental design for a multi-tool, as shown and described.

DESCRIPTION

FIG. 1 is a perspective view of the multi-tool showing the new design;
FIG. 2 is a bottom perspective view thereof;
FIG. 3 is a top plan view thereof;
FIG. 4 is a front elevation view thereof;
FIG. 5 is a right side elevation view thereof;
FIG. 6 is a left side elevation view thereof; and,
FIG. 7 is a rear elevation view thereof.

1 Claim, 2 Drawing Sheets



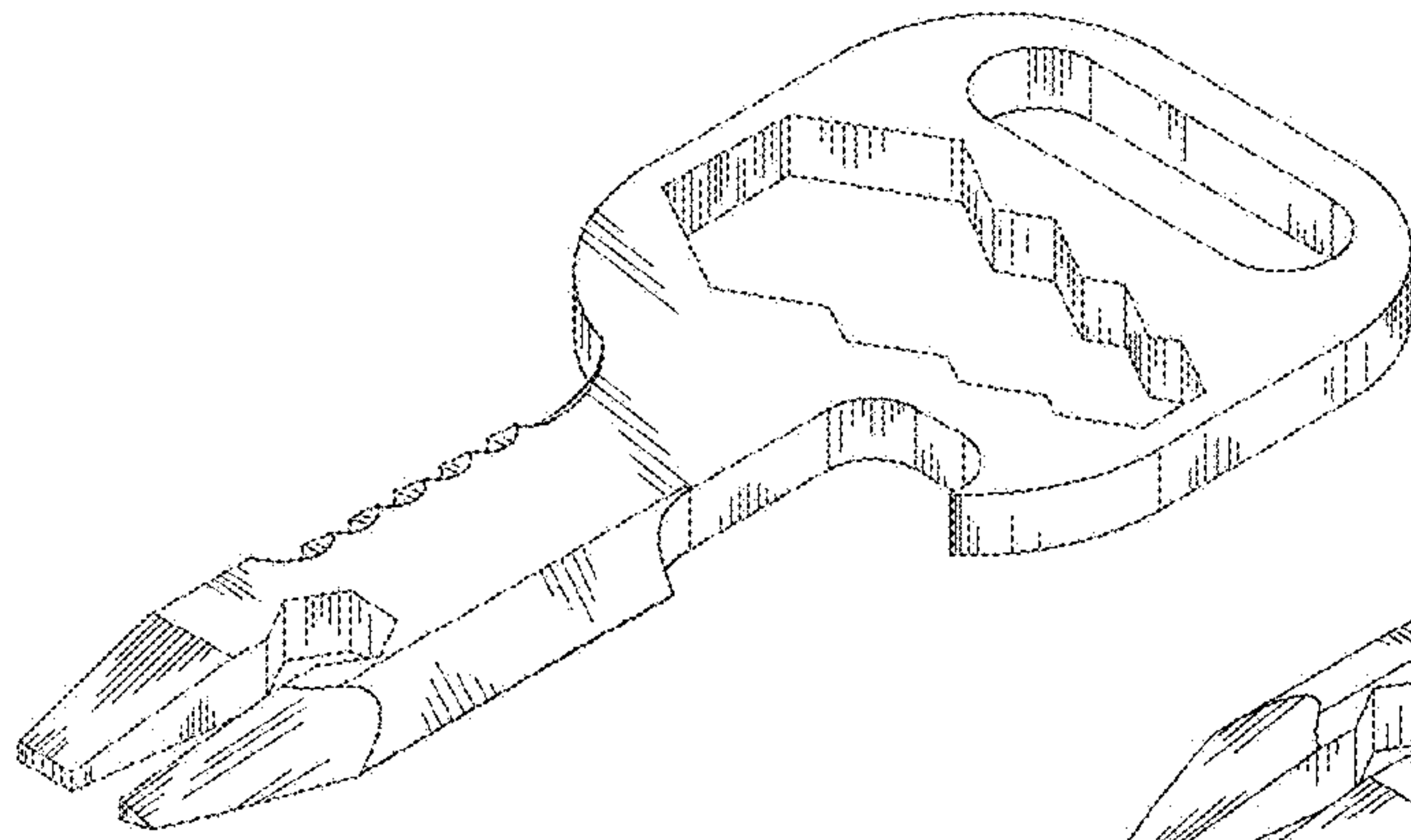


FIG. 1

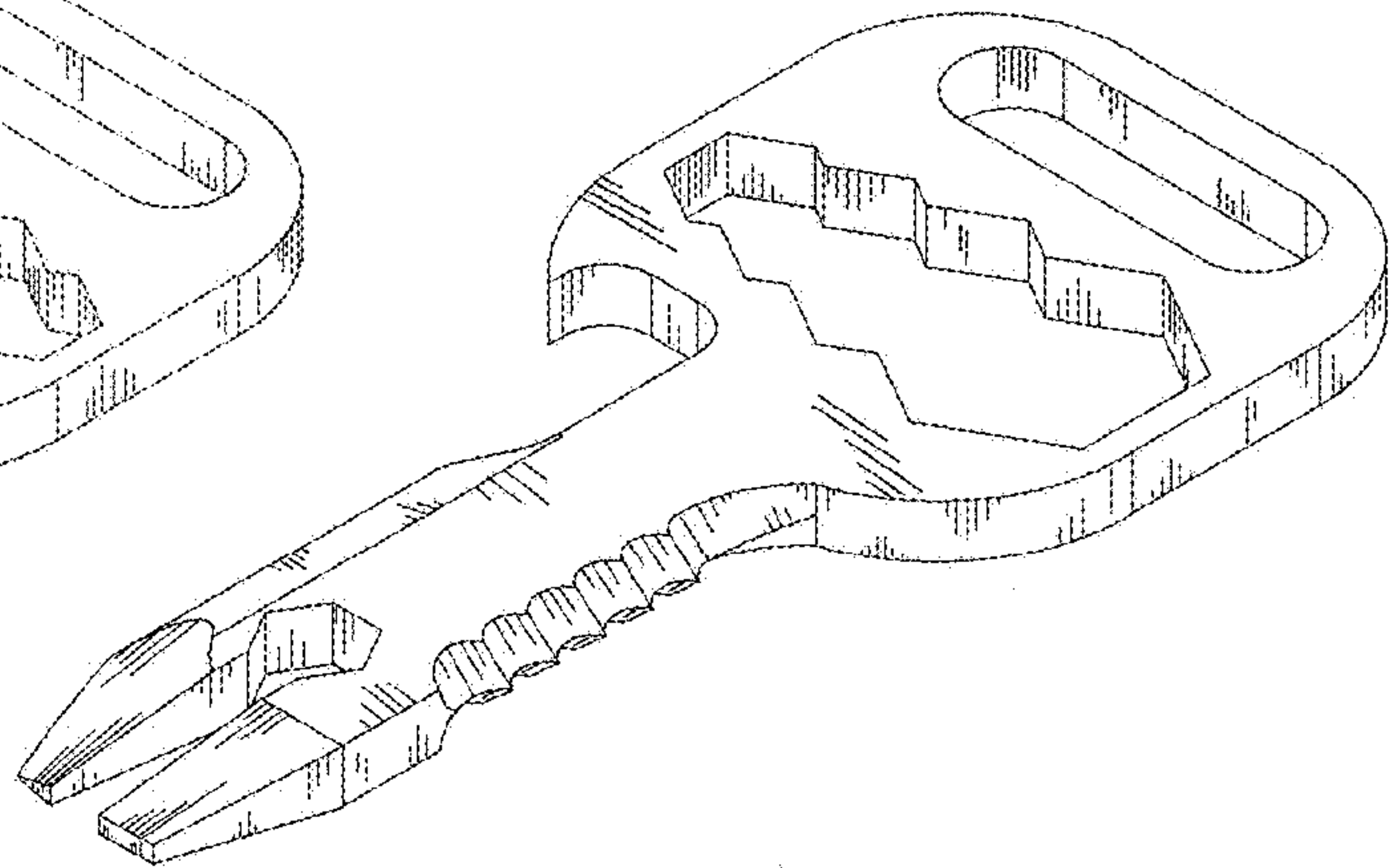


FIG. 2

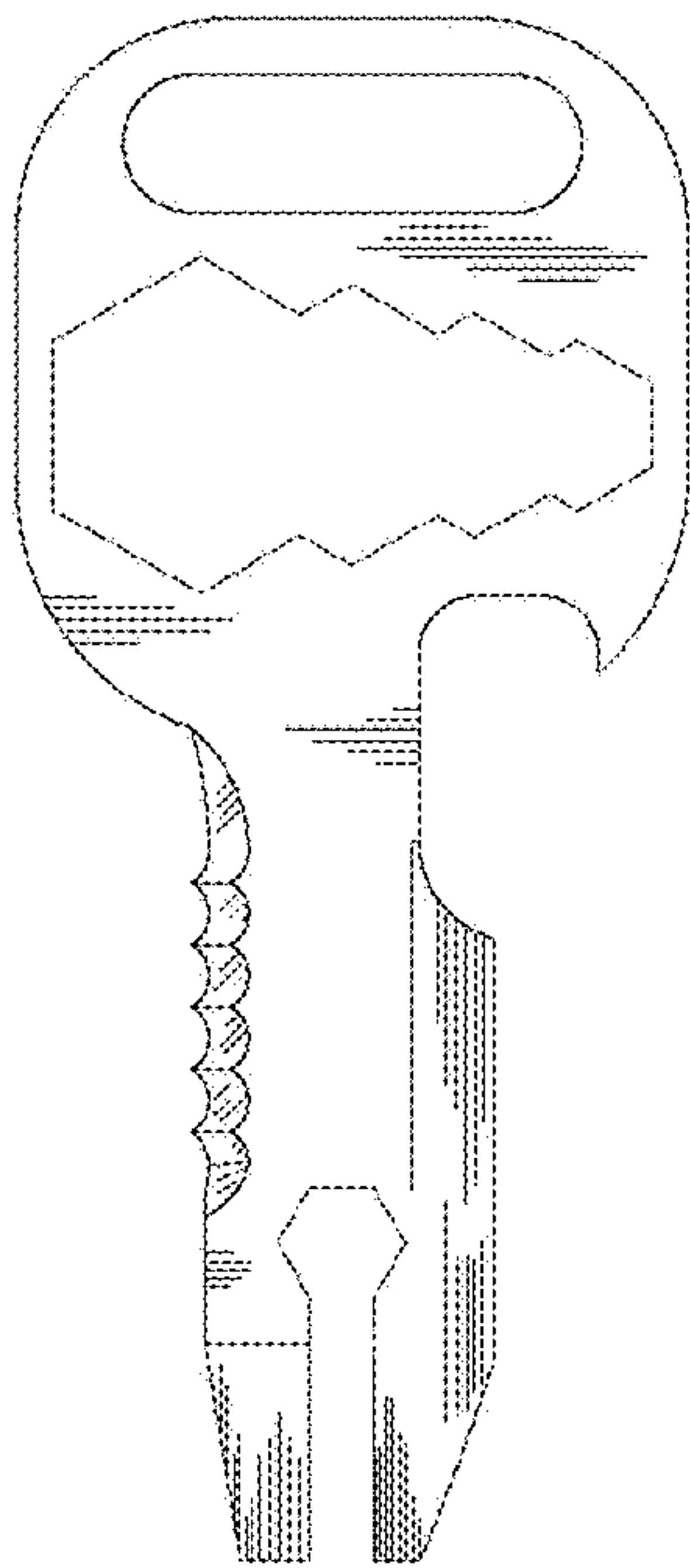


FIG. 3



FIG. 4




FIG. 5




FIG. 6



FIG. 7