



US00D879580S

(12) **United States Design Patent**
Spater

(10) **Patent No.:** **US D879,580 S**

(45) **Date of Patent:** **** Mar. 31, 2020**

(54) **MULTI TOOL**

(71) Applicant: **RADIO SYSTEMS CORPORATION,**
Knoxville, TN (US)

(72) Inventor: **Christopher Spater,** Burlington, VT
(US)

(73) Assignee: **Radio Systems Corporation,**
Knoxville, TN (US)

(**) Term: **15 Years**

(21) Appl. No.: **29/636,555**

(22) Filed: **Feb. 9, 2018**

(51) **LOC (12) Cl.** **08-05**

(52) **U.S. Cl.**
USPC **D8/105; D8/19**

(58) **Field of Classification Search**
USPC D8/105, 38, 55, 14-19, 21, 53, 100, 103,
D8/26, 34, 87, 99, 356, 28; D3/210
CPC .. B25B 15/008; B25F 1/00; B25F 1/02; B25F
1/04; F16B 45/02

See application file for complete search history.

(56) **References Cited**

U.S. PATENT DOCUMENTS

D57,561 S *	4/1921	Wilson	D8/19
D230,898 S *	3/1974	Greene	D28/25
D243,438 S *	2/1977	Batley	D8/16
D257,383 S *	10/1980	Davenport	D22/149
D666,883 S	9/2012	Howard et al.		
D707,091 S	6/2014	Barr		
D743,760 S	11/2015	Barr		

D747,947 S	1/2016	Ma		
D751,877 S	3/2016	Shlaferman		
9,302,383 B2	4/2016	Barr		
D756,735 S	5/2016	Farland et al.		
D764,253 S *	8/2016	Gringer	D8/105
D772,677 S	11/2016	Celestine		
D772,678 S	11/2016	Haarburger		
D773,273 S *	12/2016	Celestine	D8/105
D792,749 S	7/2017	Faro		
D799,301 S *	10/2017	Cetera	D8/105
9,815,212 B2	11/2017	Barr		
D804,608 S	12/2017	Menard-Oxman		
D805,873 S	12/2017	Cetera		
D808,765 S *	1/2018	Kisling	D8/105
D817,196 S *	5/2018	Haarburger	D10/64
D866,276 S *	11/2019	Shlaferman	D8/19

* cited by examiner

Primary Examiner — Janice Hallmark

(74) *Attorney, Agent, or Firm* — Baker, Donelson,
Bearman, Caldwell & Berkowitz PC

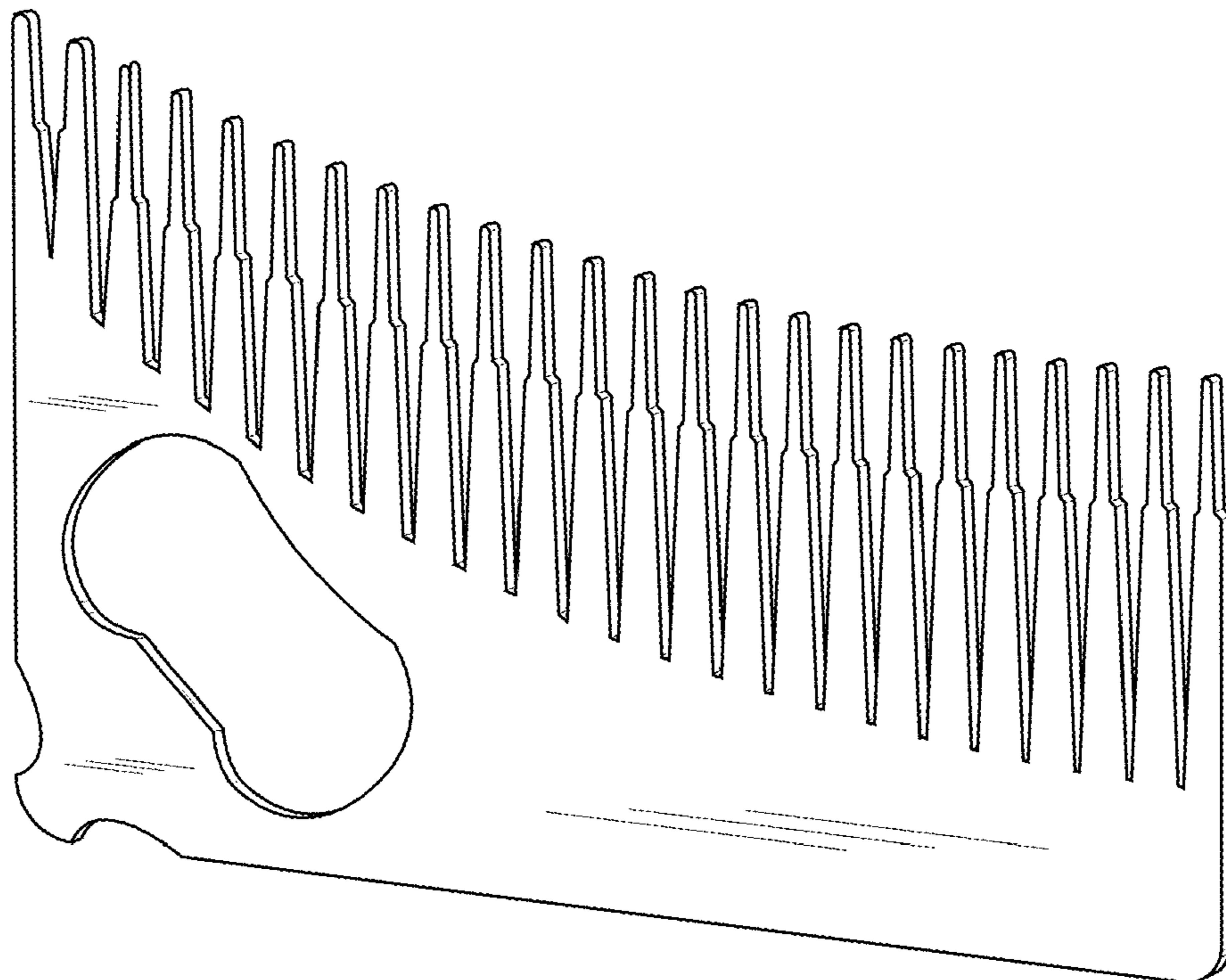
(57) **CLAIM**

The ornamental design for a multi tool, as shown and described.

DESCRIPTION

FIG. 1 shows a perspective view of my design for a multi tool;
FIG. 2 is a front view thereof;
FIG. 3 is a back view thereof;
FIG. 4 is a top view thereof;
FIG. 5 is a bottom view thereof;
FIG. 6 is a side view thereof; and,
FIG. 7 is another side view thereof.

1 Claim, 3 Drawing Sheets



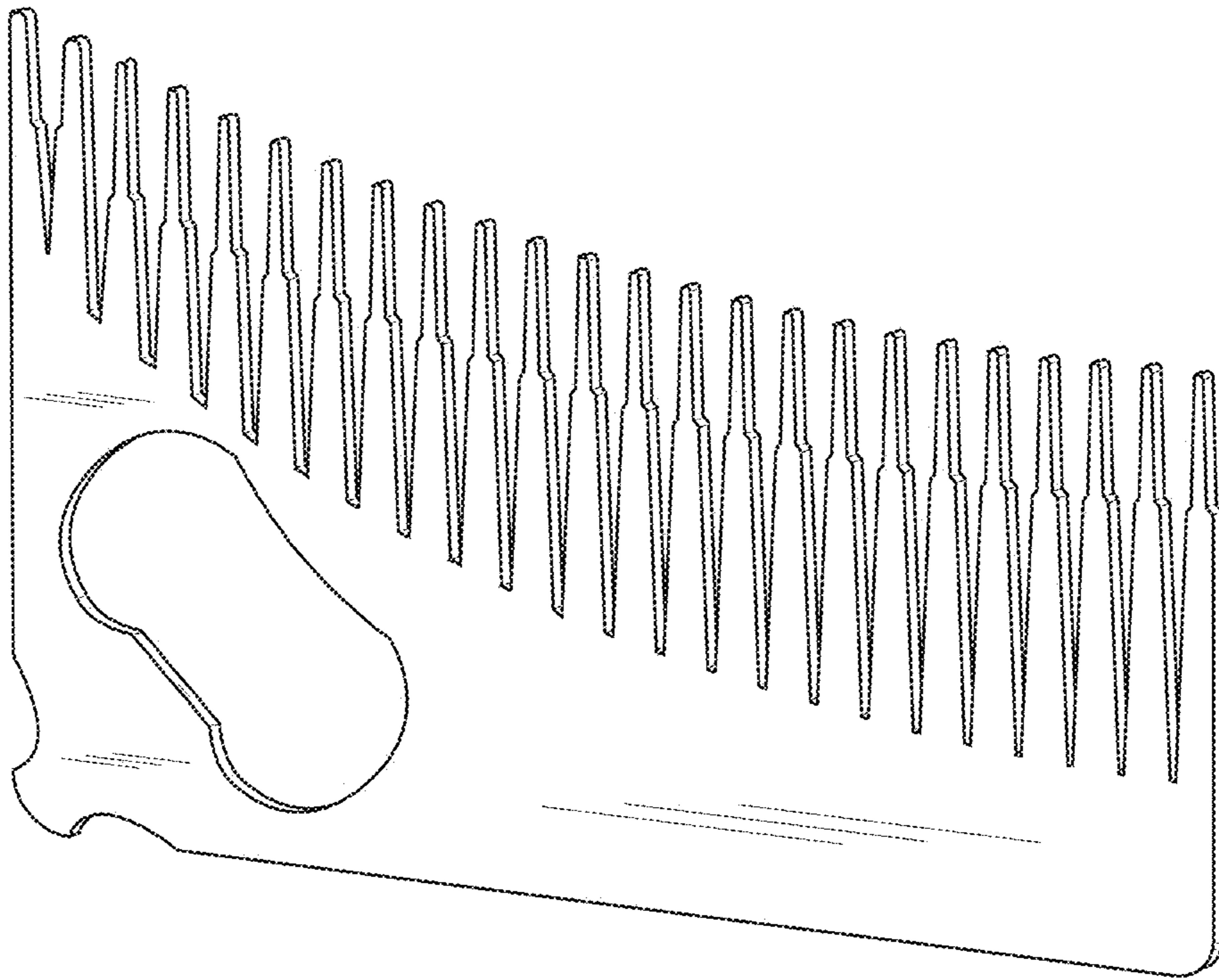


Fig. 1

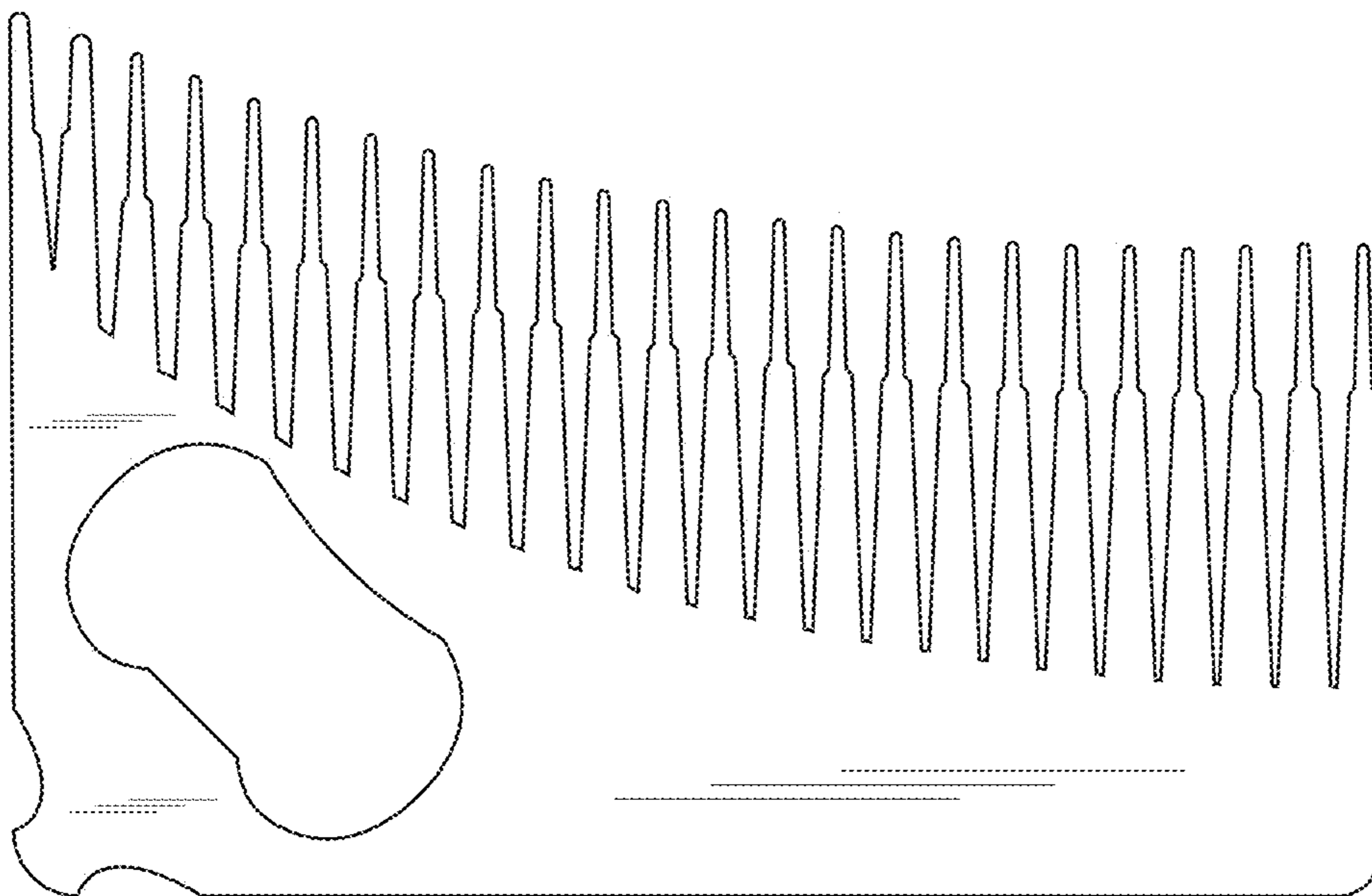


Fig. 2

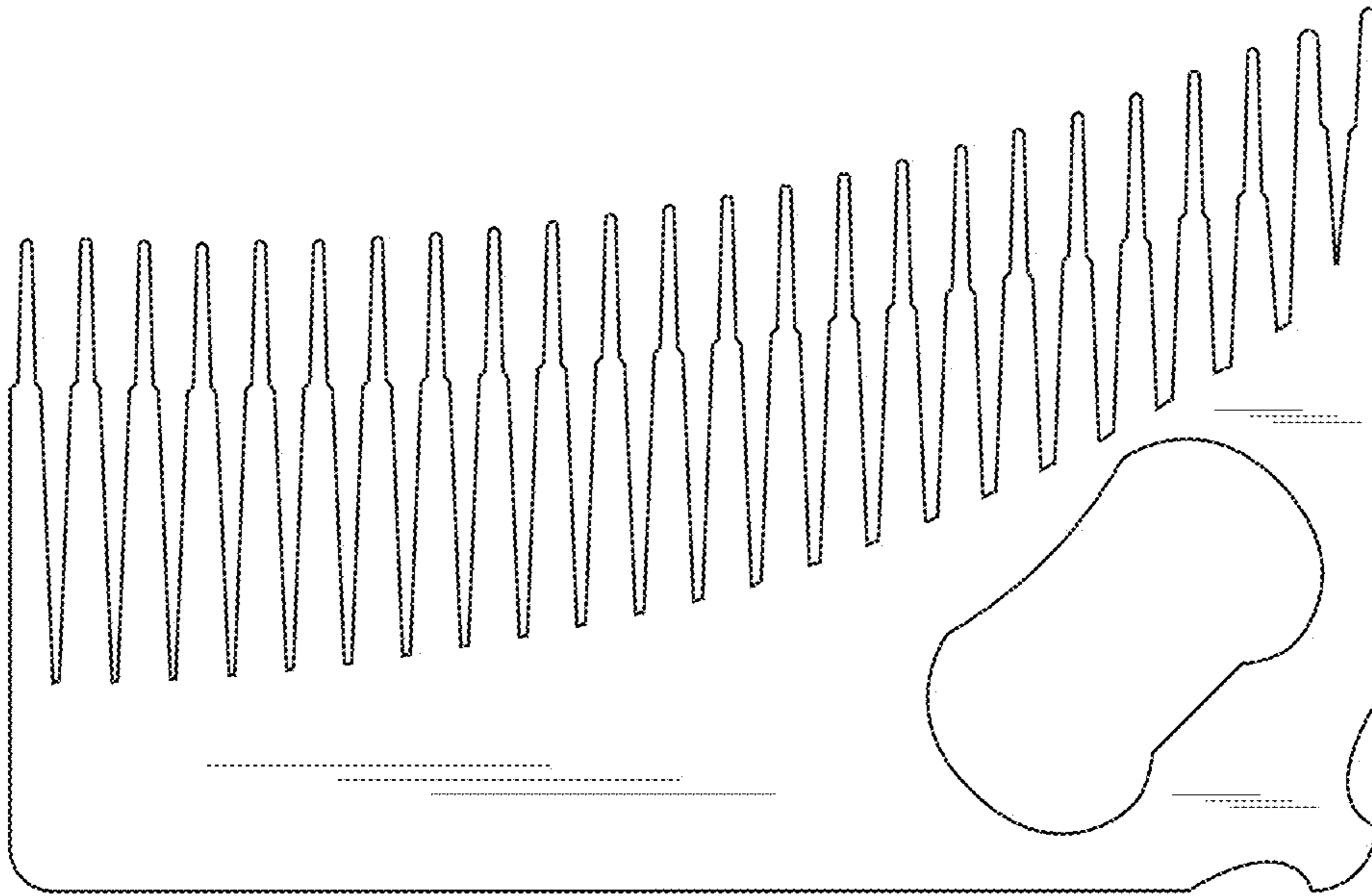


Fig. 3



Fig. 4



Fig. 5



Fig. 6



Fig. 7