



US00D879578S

(12) **United States Design Patent**
Byron et al.

(10) **Patent No.:** **US D879,578 S**
(45) **Date of Patent:** **** Mar. 31, 2020**

- (54) **FOLDING KNIFE**
- (71) Applicant: **APEX BRANDS, INC.**, Apex, NC (US)
- (72) Inventors: **David Jonathan Byron**, Southfield, MI (US); **Ian Michael Cobb**, Wixom, MI (US); **John Griffin Biering, Jr.**, Charlotte, NC (US); **Jonathan Siebert Beckwith**, Raleigh, NC (US)
- (73) Assignee: **Apex Brands, Inc.**, Apex, NC (US)
- (**) Term: **15 Years**

D600,090	S	*	9/2009	Yang-Fu	D8/99
D614,473	S	*	4/2010	Freeman	D8/107
D636,051	S	*	4/2011	Freeman	D22/118
D639,632	S	*	6/2011	Freeman	D8/99
D692,289	S	*	10/2013	Cheng	D8/99
8,939,054	B2	*	1/2015	Hawk	B26B 1/04 30/151
D737,110	S	*	8/2015	Schuft	D8/99
D741,680	S	*	10/2015	Hunter et al.	
D768,454	S	*	10/2016	Xin	D8/99
D768,455	S	*	10/2016	Xin	D8/99
D768,457	S	*	10/2016	Yuhuan	D8/99
D776,508	S	*	1/2017	Yuhuan	D8/99
D784,485	S	*	4/2017	Nawaz	D22/118
2005/0172497	A1	*	8/2005	Linn	B26B 1/02 30/161

- (21) Appl. No.: **29/648,967**
- (22) Filed: **May 25, 2018**

Related U.S. Application Data

- (62) Division of application No. 29/553,193, filed on Jan. 29, 2016, now Pat. No. Des. 821,173.
- (51) **LOC (12) Cl.** **08-03**
- (52) **U.S. Cl.**
USPC **D8/99**
- (58) **Field of Classification Search**
USPC D8/98, 99, 100, 105, 107; D22/118;
D7/395; D24/133; D32/52
CPC B26B 1/00; B26B 1/02; B26B 1/04; B26B
1/042; B26B 1/044; B26B 1/10
See application file for complete search history.

References Cited

U.S. PATENT DOCUMENTS

5,495,673	A	3/1996	Gardiner et al.	
D435,776	S	1/2001	Veltz et al.	
D473,917	S	4/2003	Carter	
D554,964	S	* 11/2007	Taylor D8/99
D564,326	S	3/2008	Tsuda et al.	
D599,641	S	* 9/2009	Yang-Fu D8/99

* cited by examiner

Primary Examiner — Philip S Hyder

(74) *Attorney, Agent, or Firm* — Burr & Forman LLP

(57) **CLAIM**

The ornamental design for a folding knife, as shown and described.

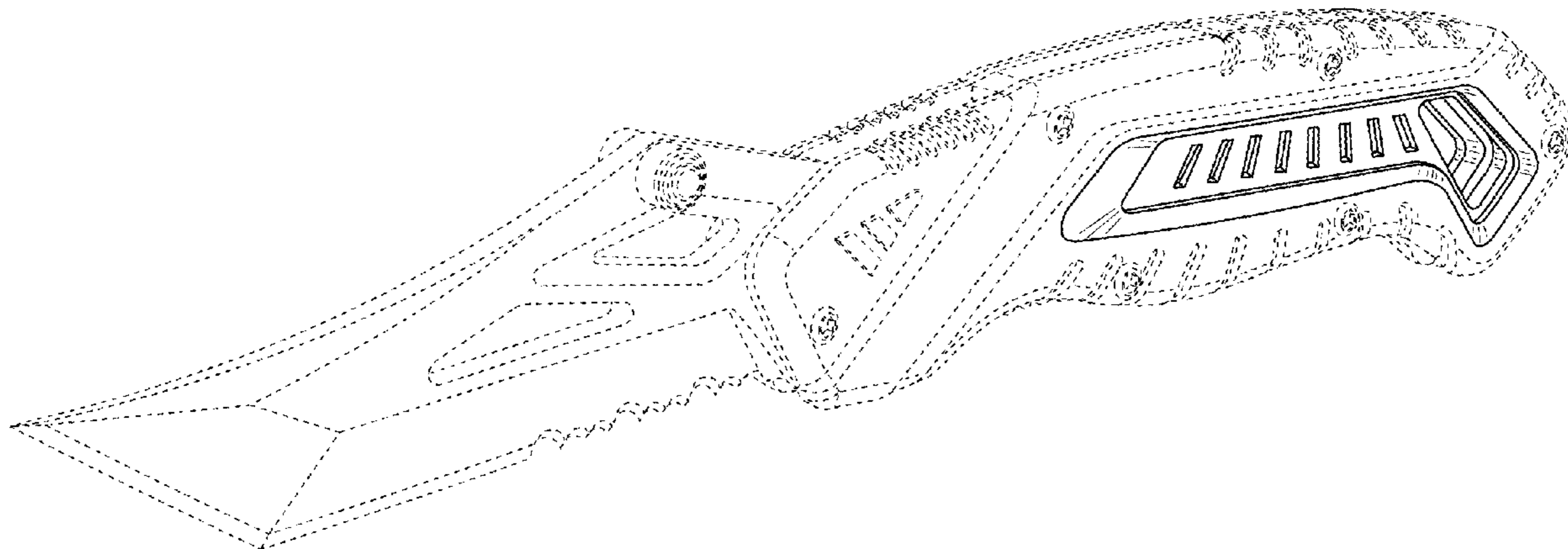
DESCRIPTION

FIG. 1 is a perspective view of a folding knife with blade extended in accordance with an embodiment of the present invention;

FIG. 2 is a left side view of the folding knife of FIG. 1; FIG. 3 is a right side view of the folding knife of FIG. 1; FIG. 4 is a top view of the folding knife of FIG. 1; FIG. 5 is a bottom view of the folding knife of FIG. 1; FIG. 6 is a front view of the folding knife of FIG. 1; FIG. 7 is a back view of the folding knife of FIG. 1; and, FIG. 8 is a perspective view of the folding knife of FIG. 1 with the blade folded.

The broken lines of FIGS. 1-8 depict portions of the folding knife in which the design is embodied and form no part of the claimed design.

1 Claim, 8 Drawing Sheets



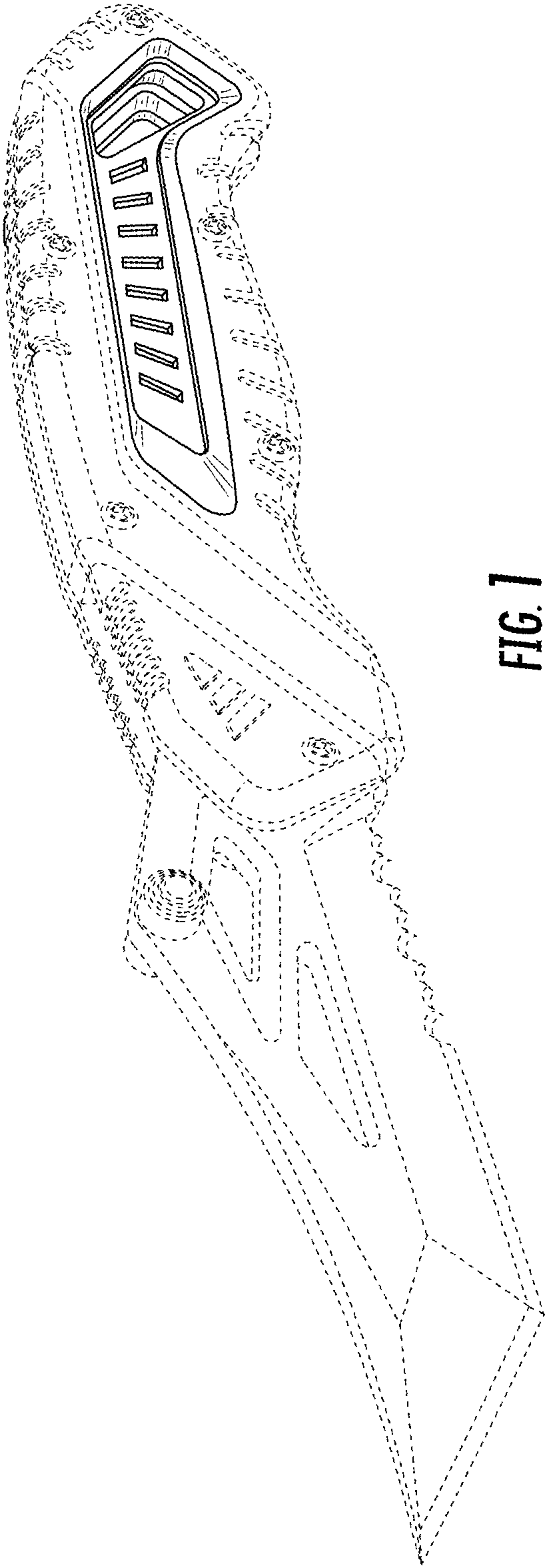


FIG. 1

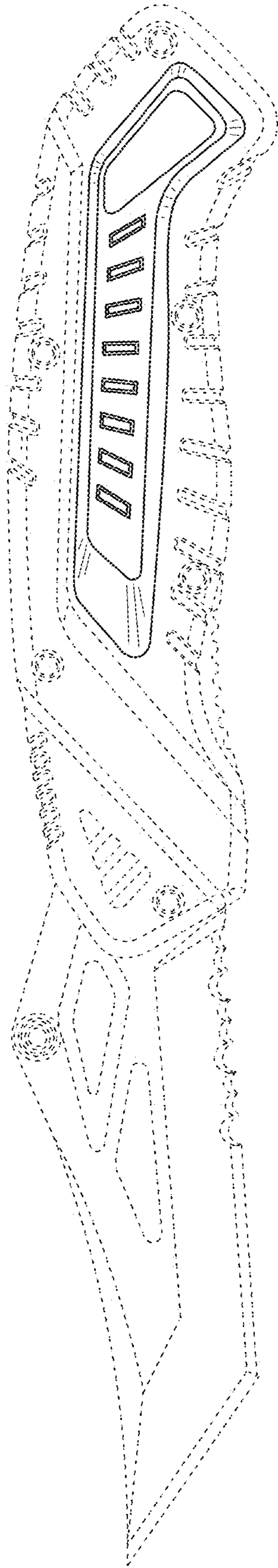


FIG. 2

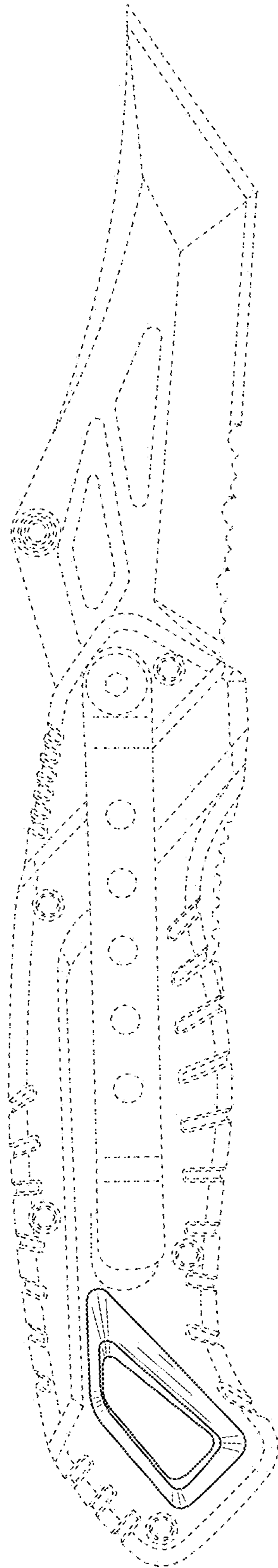


FIG. 3




FIG. 4




FIG. 5




FIG. 6




FIG. 7

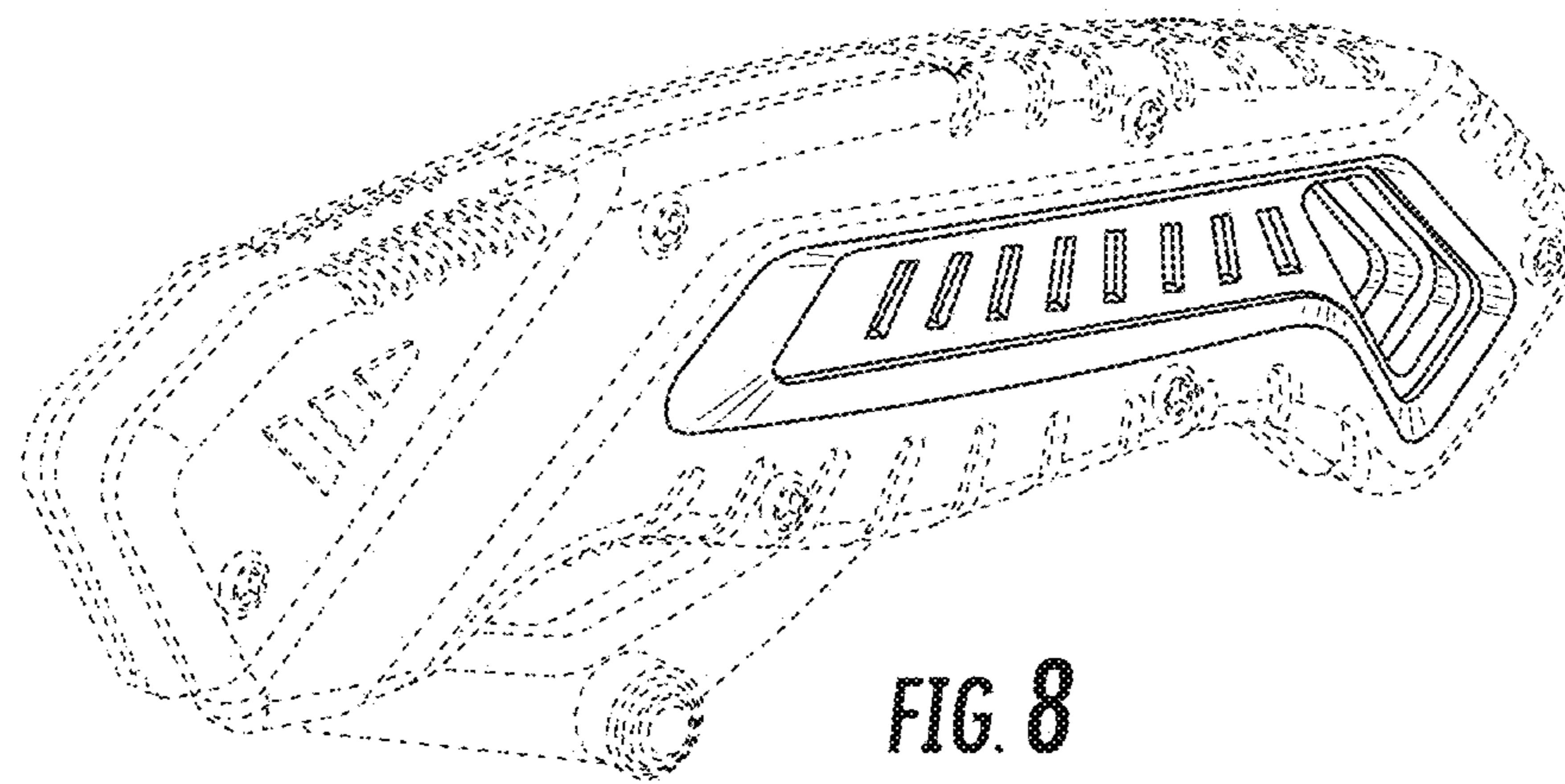


FIG. 8