



US00D879576S

(12) **United States Design Patent**
Guillen et al.

(10) **Patent No.:** **US D879,576 S**

(45) **Date of Patent:** **** Mar. 31, 2020**

(54) **MULTI-PRONGED TOOL**

(71) Applicants: **Marco Guillen**, Homestead, FL (US);
Anayadira Guillen, Homestead, FL (US)

(72) Inventors: **Marco Guillen**, Homestead, FL (US);
Anayadira Guillen, Homestead, FL (US)

(**) Term: **15 Years**

(21) Appl. No.: **29/679,369**

(22) Filed: **Feb. 5, 2019**

Related U.S. Application Data

(63) Continuation-in-part of application No. 16/047,113, filed on Jul. 27, 2018.

(51) **LOC (12) Cl.** **08-05**

(52) **U.S. Cl.**
USPC **D8/71; D8/16**

(58) **Field of Classification Search**
USPC D8/16, 17, 18, 19, 21, 71, 82, 105
CPC B25F 1/003; B25F 1/02; B25F 1/04; B25F 1/006

See application file for complete search history.

(56) **References Cited**

U.S. PATENT DOCUMENTS

3,405,377	A	10/1968	Pierce	
4,621,738	A	11/1986	Delucchi	
4,711,353	A	12/1987	Rozmestor	
D356,240	S *	3/1995	Meldahl	D8/105
6,092,655	A	7/2000	Ernst	

8,230,766	B2	7/2012	Chang	
D781,125	S *	3/2017	Manor	D8/105
D782,890	S *	4/2017	Palomino	D8/18
D792,749	S *	7/2017	Faro	D8/19
D799,297	S *	10/2017	Manor	D8/105
D808,765	S *	1/2018	Kisling	D8/105
D817,196	S *	5/2018	Haarburger	D10/64
D842,069	S *	3/2019	Kao	D8/105
D842,070	S *	3/2019	Kisling	D8/105
2019/0054598	A1 *	2/2019	Guillen	B25B 13/50

* cited by examiner

Primary Examiner — Keli L Hill

Assistant Examiner — Harold E Blackwell, II

(74) *Attorney, Agent, or Firm* — Boudwin Intellectual Property; Daniel Boudwin

(57) **CLAIM**

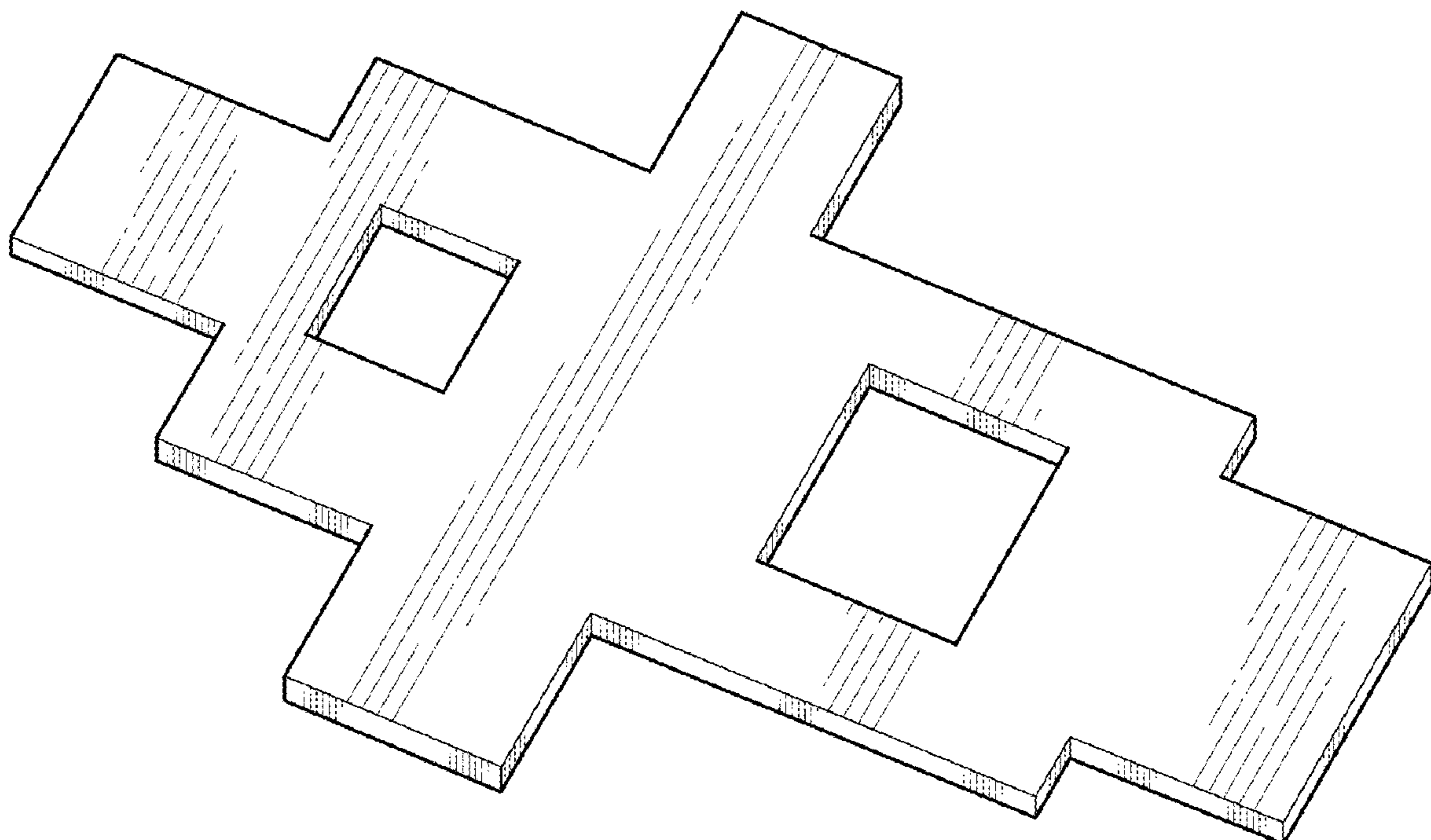
The ornamental design for a multi-pronged tool, as shown and described.

DESCRIPTION

FIG. 1 shows a perspective view of a multi-pronged tool; FIG. 2 shows a top plan view of the multi-pronged tool; FIG. 3 shows a bottom plan view of the multi-pronged tool; FIG. 4 shows a front elevation view of the multi-pronged tool; FIG. 5 shows a rear elevation view of the multi-pronged tool; FIG. 6 shows a left side elevation view of the pole multi-pronged tool; and, FIG. 7 shows a right side elevation view of the multi-pronged tool.

The shade lines in the Figures show contour and not surface ornamentation.

1 Claim, 4 Drawing Sheets



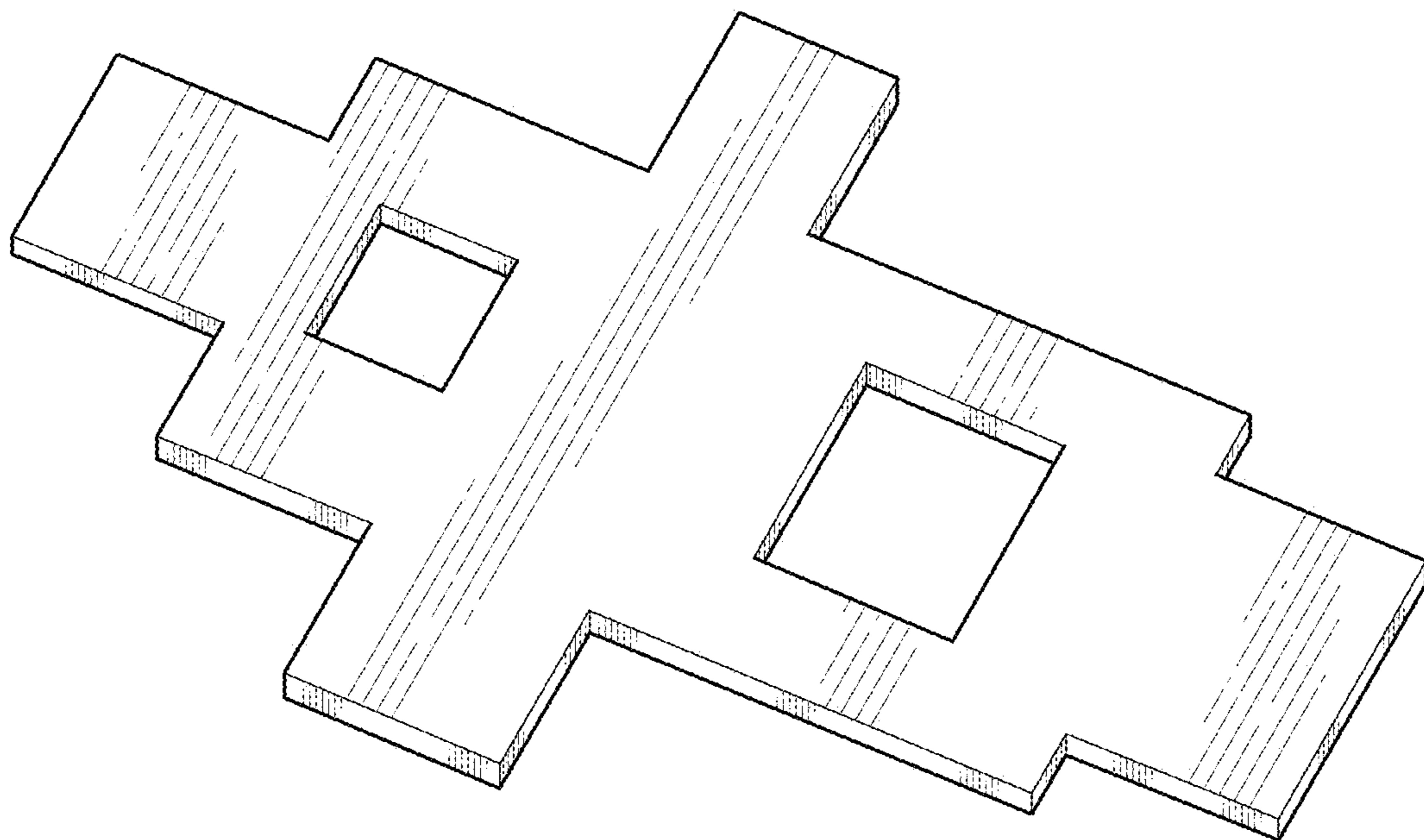


FIG. 1

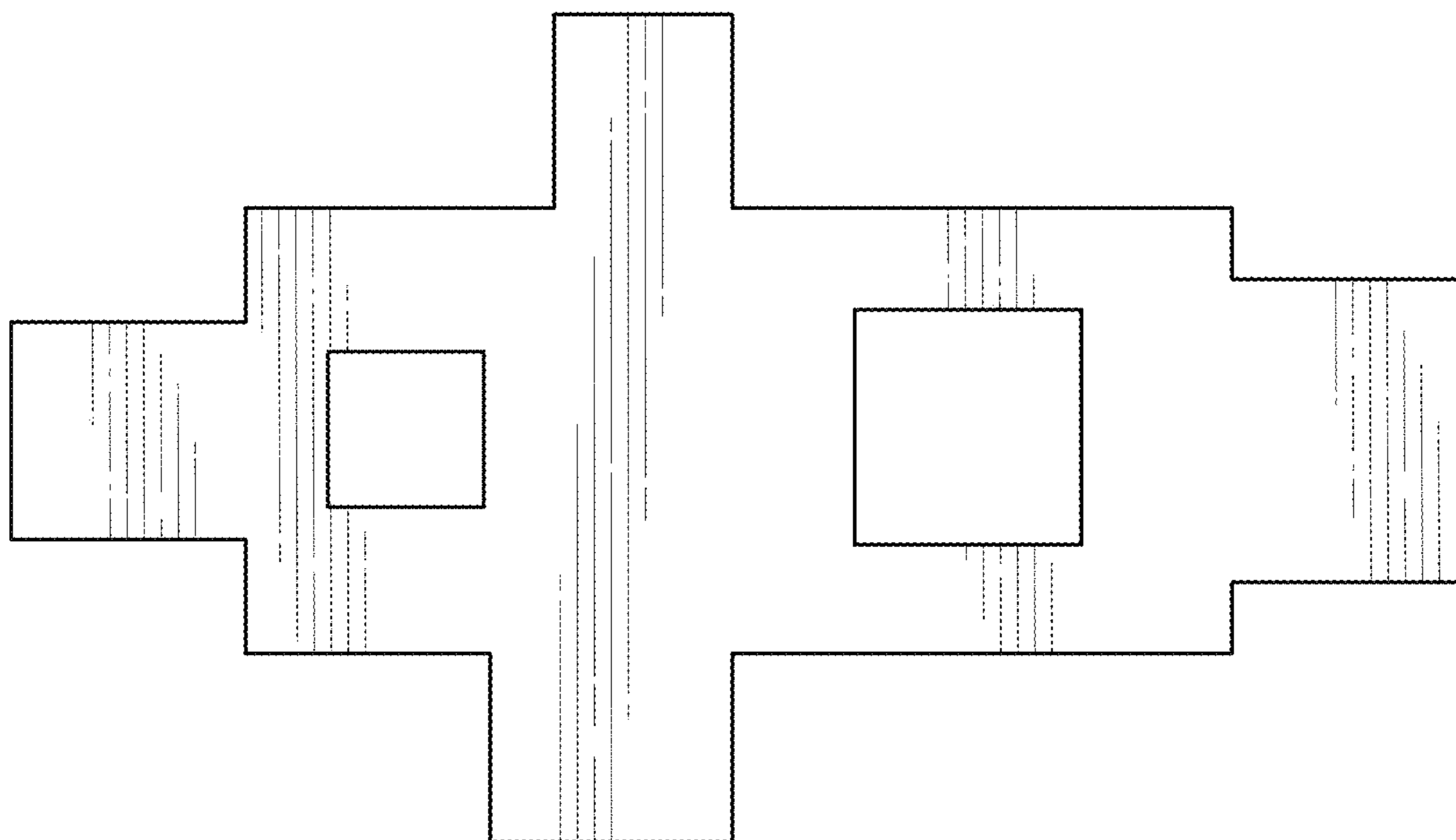


FIG. 2

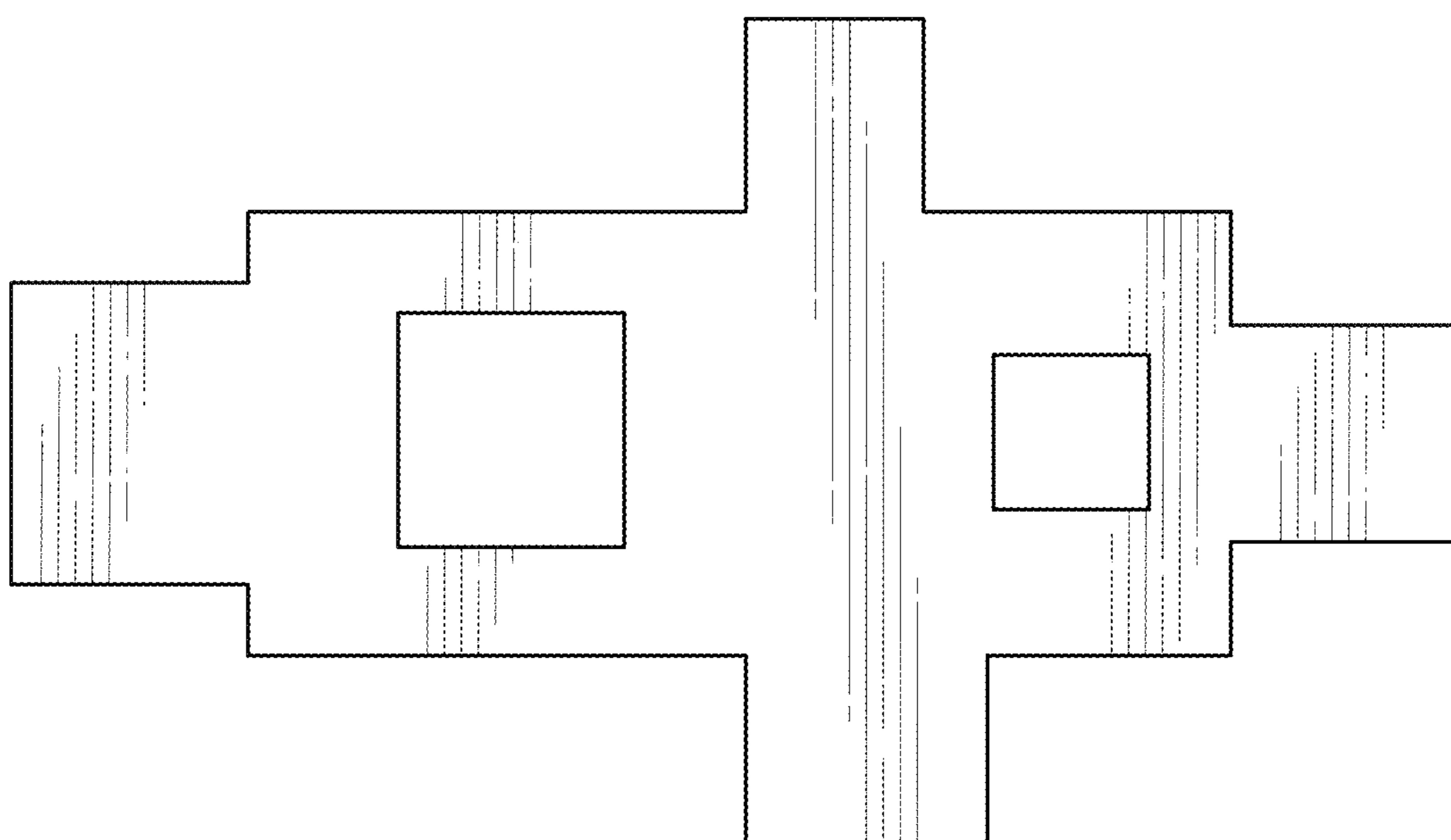


FIG. 3



FIG. 4




FIG. 5



FIG. 6



FIG. 7