



US00D879563S

(12) **United States Design Patent**
Xu

(10) **Patent No.:** **US D879,563 S**

(45) **Date of Patent:** **** Mar. 31, 2020**

(54) **SILICONE FOOD STORAGE BAG**

(71) Applicant: **NEWSUN SILICONE PRODUCTS CO., LTD**, Shenzhen (CN)

(72) Inventor: **Daowang Xu**, Nanping (CN)

(73) Assignee: **NEWSUN SILICONE PRODUCTS CO., LTD**, Shenzhen (CN)

(**) Term: **15 Years**

(21) Appl. No.: **29/712,442**

(22) Filed: **Nov. 8, 2019**

(51) **LOC (12) Cl.** **07-07**

(52) **U.S. Cl.**
USPC **D7/602**

(58) **Field of Classification Search**
USPC D7/601, 602; D9/430; 426/85
CPC A47G 19/02; A47G 19/025
See application file for complete search history.

(56) **References Cited**

U.S. PATENT DOCUMENTS

2,117,738 A * 5/1938 Metzger B65D 35/00
383/209

3,799,914 A * 3/1974 Schmit et al. B65D 75/008
426/85

D319,780 S * 9/1991 Laaki D9/707

5,499,763 A * 3/1996 DeMars A47G 19/02
229/114

D373,951 S 9/1996 Heinhold et al.

5,758,473 A * 6/1998 Patelli B65B 9/20
222/541.6

D399,708 S 10/1998 Grissom

6,245,367 B1 * 6/2001 Galomb B65D 51/247
206/541

D464,258 S * 10/2002 Edwards D9/708

D482,614 S * 11/2003 Countee, Jr. D7/705

D535,568 S * 1/2007 Hunter D9/703

D540,693 S 4/2007 Smalls

D541,171 S * 4/2007 Delmotte D9/709

D567,592 S * 4/2008 Fite, IV D7/566

D580,779 S * 11/2008 Hartwell D9/705

7,503,696 B2 * 3/2009 Ha B65D 33/007
24/30.5 R

D601,038 S 9/2009 Middleton-Schluter

D625,613 S * 10/2010 Cowan-Hughes D9/703

D668,118 S * 10/2012 Hayes D7/602

D672,202 S * 12/2012 Craft D7/586

D684,867 S * 6/2013 English D9/707

D684,868 S * 6/2013 Kessler, Jr. D9/707

8,479,972 B2 * 7/2013 Craft B65D 5/029
229/101

D689,370 S * 9/2013 Bower D9/707

D742,246 S * 11/2015 Tan D9/707

D755,017 S * 5/2016 Piechocinski D7/554.2

D790,986 S 7/2017 Babcock

D813,684 S * 3/2018 Williams, Jr. D9/703

D826,063 S * 8/2018 Kwon D9/643

(Continued)

Primary Examiner — Cynthia R Underwood

(57) **CLAIM**

The ornamental design for a silicone food storage bag, as shown and described.

DESCRIPTION

FIG. 1 is a perspective view of a silicone food storage bag showing my new design;

FIG. 2 is another perspective thereof;

FIG. 3 is a front elevational view thereof;

FIG. 4 is a rear elevational view thereof;

FIG. 5 is a left side elevational view thereof;

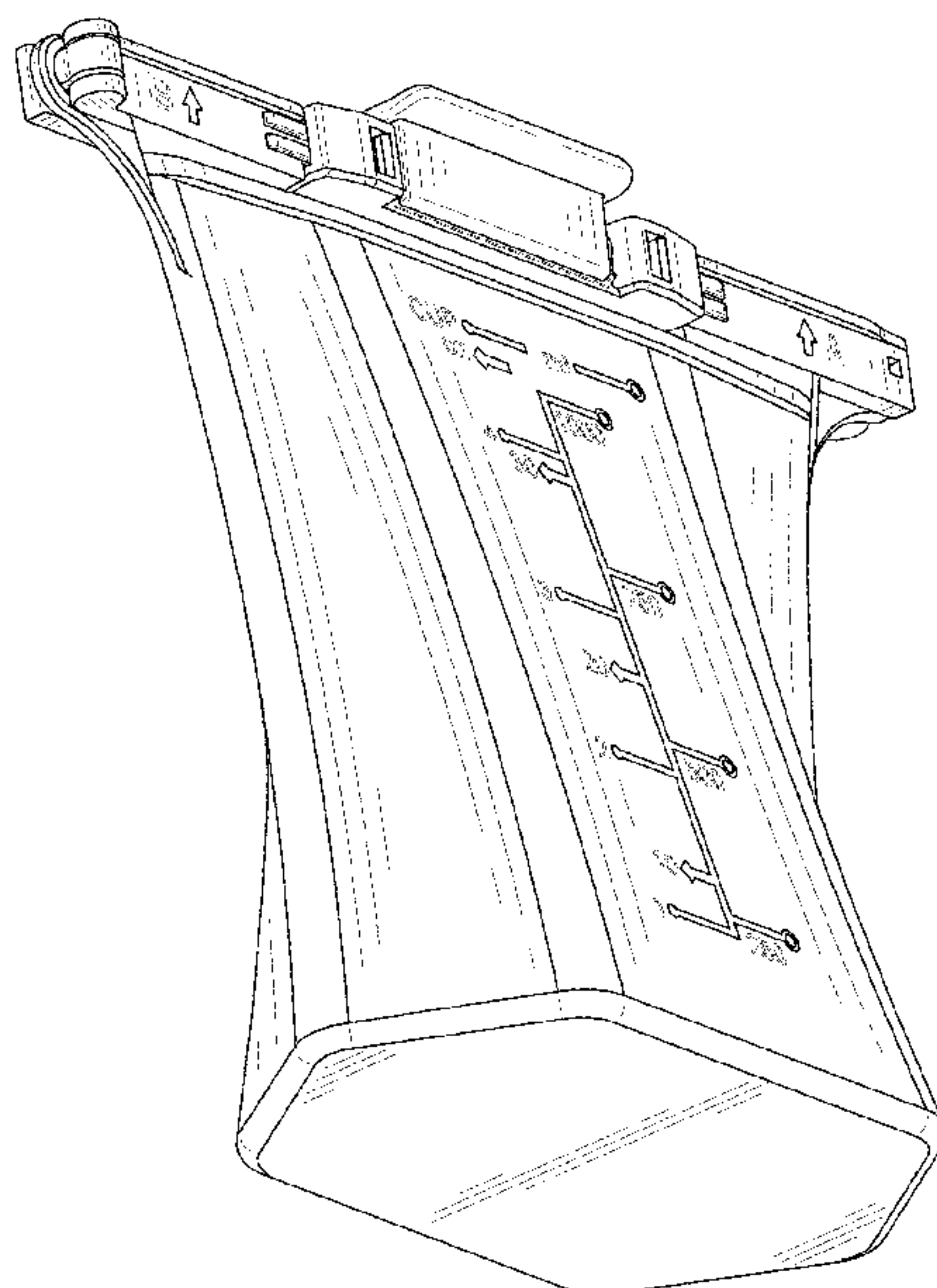
FIG. 6 is a right side elevational view thereof;

FIG. 7 is a top plan view thereof; and,

FIG. 8 is a bottom plan view thereof.

The broken lines in the drawings depict portions of the silicone food storage bag that form no part of the claimed design.

1 Claim, 8 Drawing Sheets



(56)

References Cited

U.S. PATENT DOCUMENTS

D842,122 S *	3/2019	Song	D9/707
D854,325 S *	7/2019	Myerson	D3/304
D873,083 S *	1/2020	Finell	D7/602
D873,084 S *	1/2020	Finell	D7/602
2003/0066870 A1 *	4/2003	Stewart	B65D 3/14 229/125.09

* cited by examiner

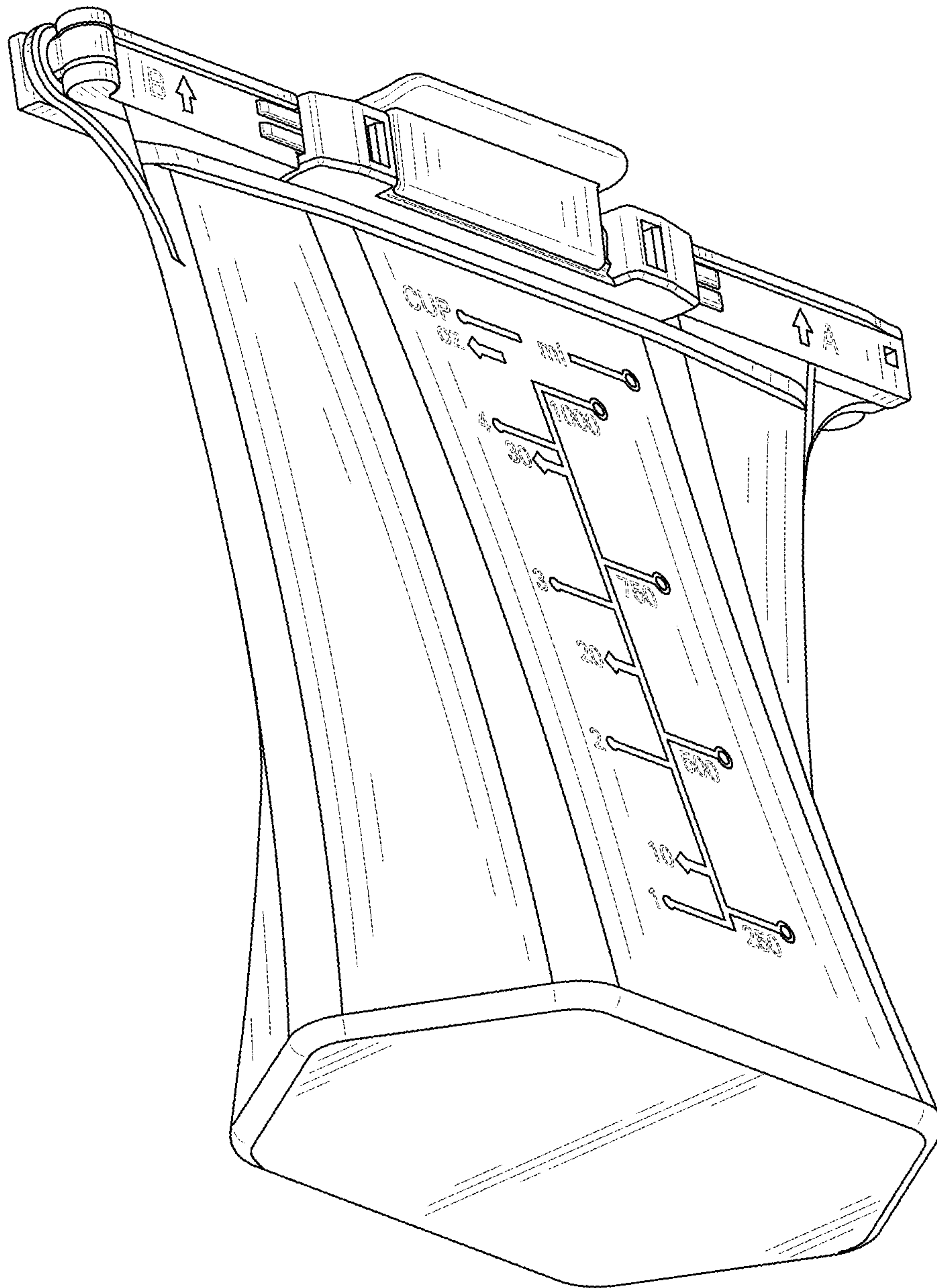


FIG. 1

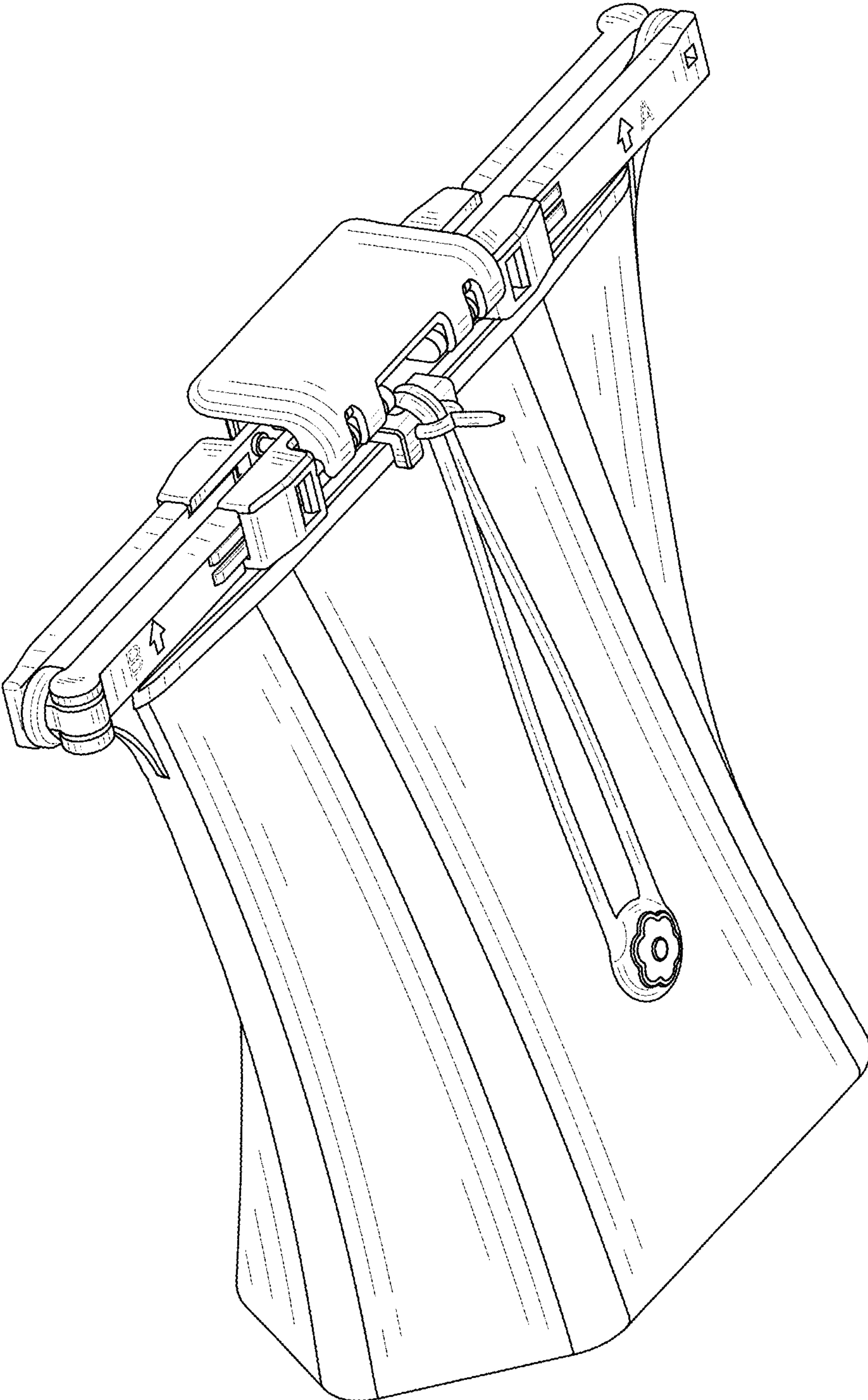


FIG. 2

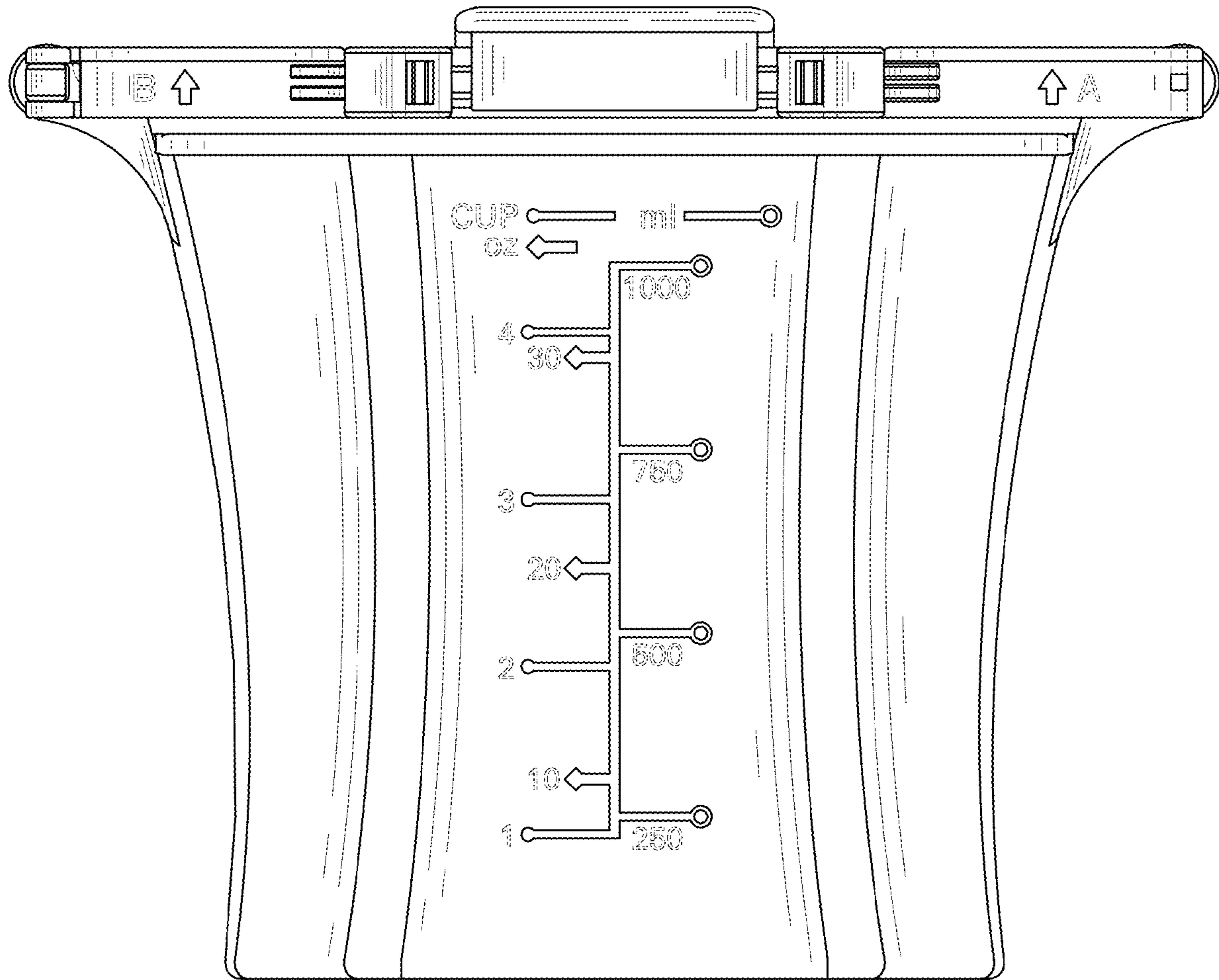


FIG. 3

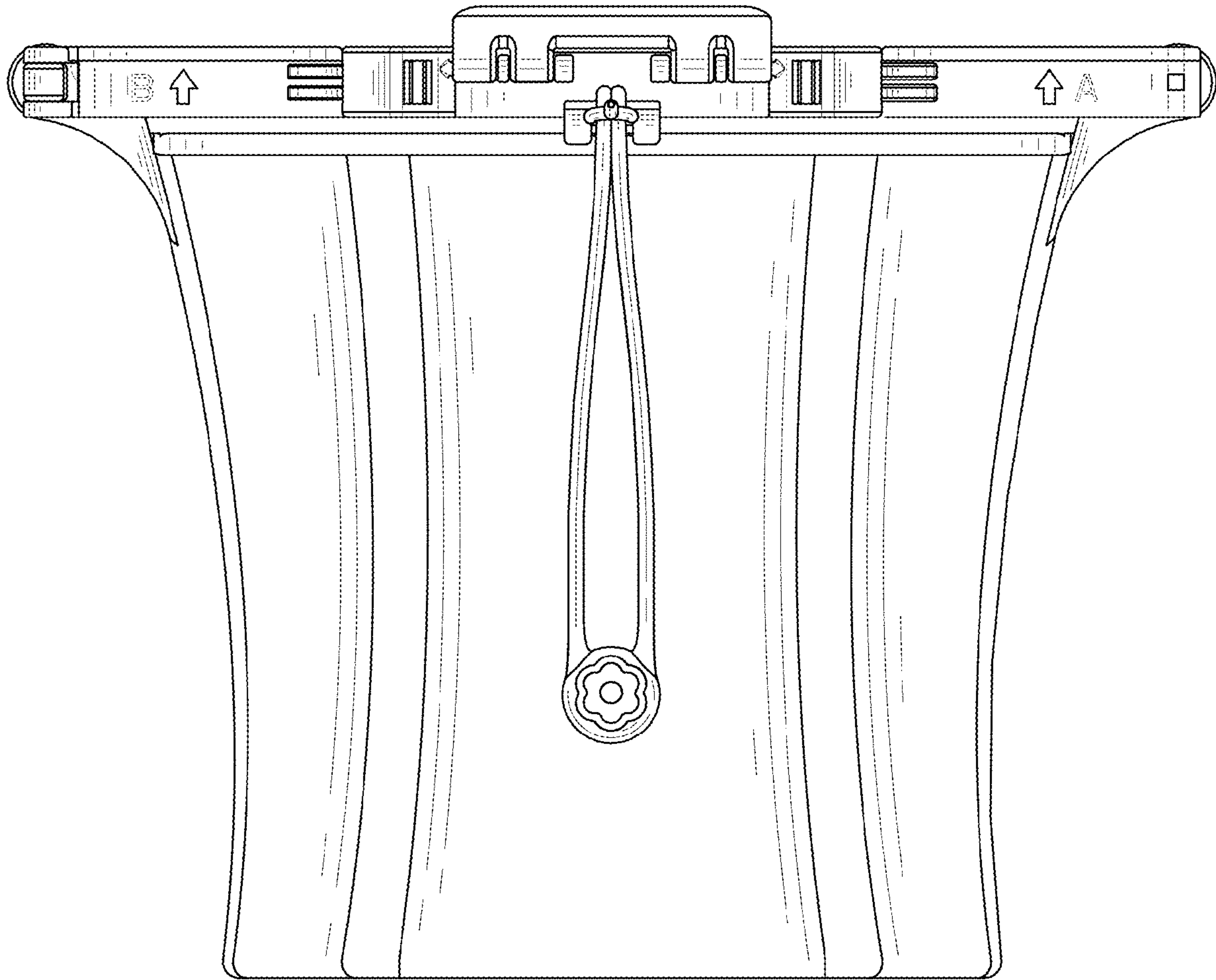


FIG. 4

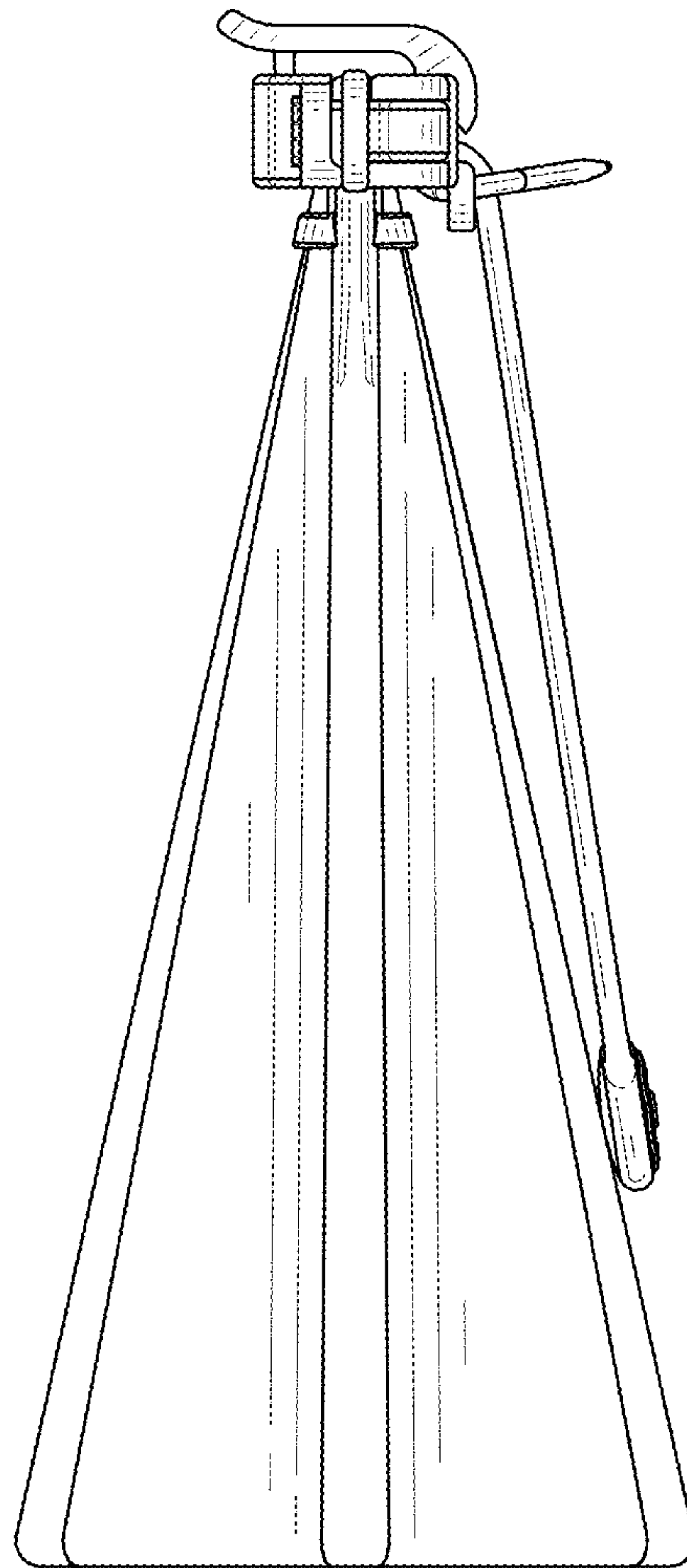


FIG. 5

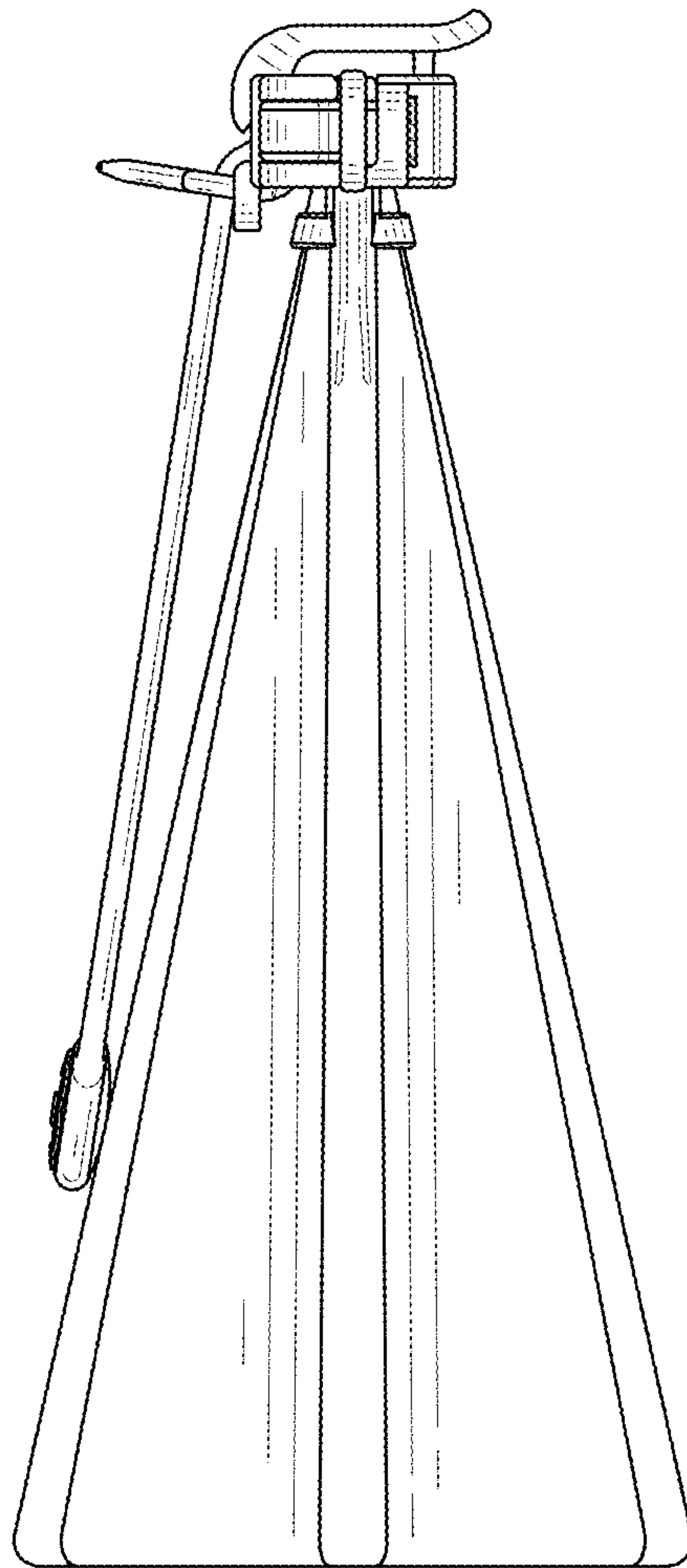


FIG. 6

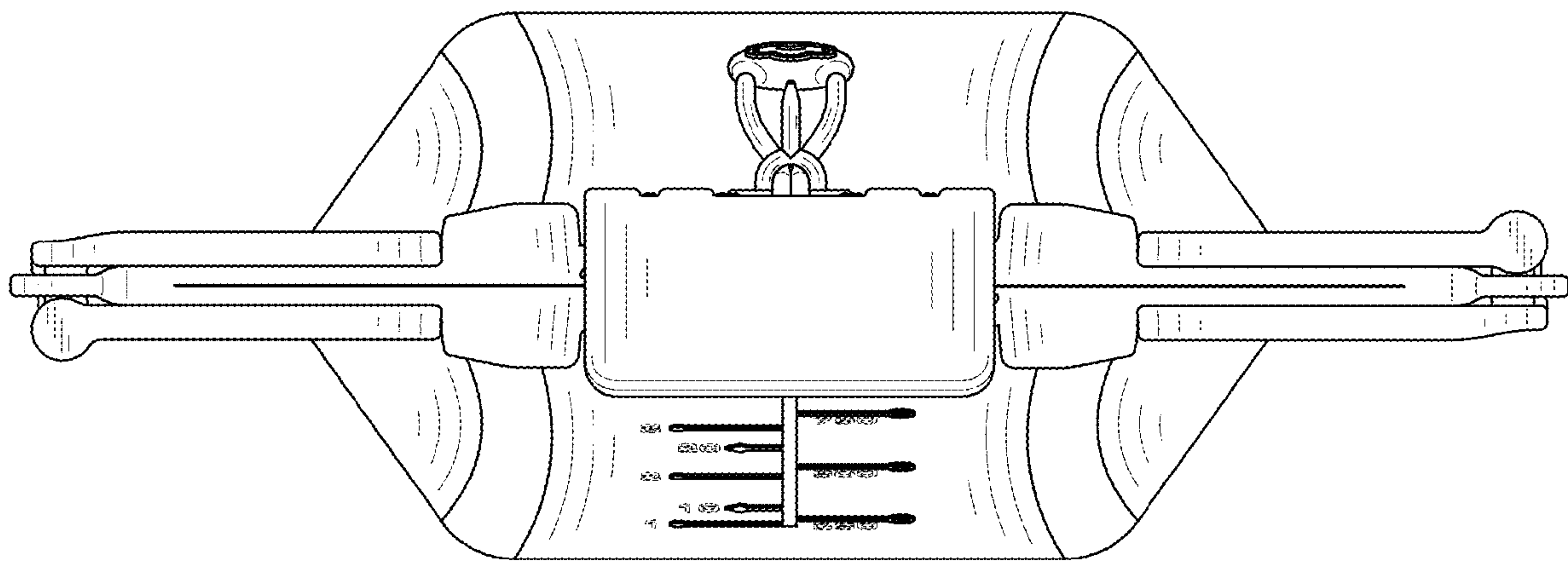


FIG. 7




FIG. 8