



US00D879561S

(12) **United States Design Patent** (10) **Patent No.:** **US D879,561 S**
Balle (45) **Date of Patent:** **** Mar. 31, 2020**

(54) **DISH**
(71) Applicant: **ARC HOLDINGS**, Arques (FR)
(72) Inventor: **Gregory Balle**, Arques (FR)
(73) Assignee: **ARC HOLDINGS**, Arques (FR)
(**) Term: **15 Years**
(21) Appl. No.: **29/638,363**
(22) Filed: **Feb. 27, 2018**

(30) **Foreign Application Priority Data**
Aug. 28, 2017 (EM) 004169225-0005
Aug. 28, 2017 (EM) 004169225-0006
Aug. 28, 2017 (EM) 004169225-0007
(51) **LOC (12) Cl.** **07-01**
(52) **U.S. Cl.**
USPC **D7/545**
(58) **Field of Classification Search**
USPC D7/545, 543, 500, 360, 361
CPC A47G 19/02; A47G 19/03; B65D 1/34;
B65D 1/38
See application file for complete search history.

(56) **References Cited**
U.S. PATENT DOCUMENTS
D235,497 S * 6/1975 Cyren D7/360
D268,557 S * 4/1983 Jensen D7/360
D417,367 S * 12/1999 Laib D7/360
D452,417 S * 12/2001 Whitmore D7/543
D500,937 S * 1/2005 Bravard D7/543
D526,849 S * 8/2006 Vendl D7/545
D601,385 S * 10/2009 Savage D7/543
D630,061 S * 1/2011 Kellermann D7/543
D642,904 S * 8/2011 Turvey D9/424
D653,910 S * 2/2012 Stamper D7/543

D678,050 S * 3/2013 Birchmeier D9/424
D680,813 S * 4/2013 De Leo D7/543
D694,067 S * 11/2013 Chan D7/545
D763,625 S * 8/2016 Wright D7/545
D823,642 S * 7/2018 Ribeiro-Ramalhosa D7/543
D835,465 S * 12/2018 Son D7/545
D840,757 S * 2/2019 Peterson D7/543
D840,760 S * 2/2019 Carrette D7/602
D842,642 S * 3/2019 Effler D7/360
D845,714 S * 4/2019 Wands D7/543
D845,715 S * 4/2019 Brownell D7/545
D864,667 S * 10/2019 Shirley D7/545
2005/0127073 A1* 6/2005 Kusuma B65D 21/086
220/6
2017/0081078 A1* 3/2017 Maple A47G 19/02


* cited by examiner

Primary Examiner — Cynthia R Underwood
(74) *Attorney, Agent, or Firm* — Cantor Colburn LLP

(57) **CLAIM**
I claim, the ornamental design for a dish, as shown and described.

DESCRIPTION
FIG. 1 is a perspective view of a dish, showing my new design;
FIG. 2 is a front view thereof, the opposite rear view being a mirror image hereof;
FIG. 3 is a side view thereof, the opposite side view being a mirror image hereof;
FIG. 4 is a top view thereof;
FIG. 5 is a perspective view thereof in another embodiment;
FIG. 6 is a front view thereof, the opposite rear view being a mirror image hereof;
FIG. 7 is a side view thereof, the opposite side view being a mirror image hereof; and,
FIG. 8 is a top view thereof.

1 Claim, 8 Drawing Sheets






FIG. 1




FIG. 2




FIG. 3




FIG. 4



FIG. 5




FIG. 6




FIG. 7




FIG. 8