



US00D879558S

(12) **United States Design Patent**
Lum et al.

(10) **Patent No.:** **US D879,558 S**
(45) **Date of Patent:** **** Mar. 31, 2020**

- (54) **MUG**
- (71) Applicant: **80 Percent Arms Inc.**, Garden Grove, CA (US)
- (72) Inventors: **Myk Lum**, Irvine, CA (US); **William Yeh**, Lake Forest, CA (US); **Kasin Chan**, Corona, CA (US)
- (73) Assignee: **80 Percent Arms Inc.**, Garden Grove, CA (US)
- (**) Term: **15 Years**
- (21) Appl. No.: **29/679,240**
- (22) Filed: **Feb. 4, 2019**

- D254,714 S 4/1980 Mascia et al.
- 4,705,085 A 11/1987 Brown
- 5,178,281 A 1/1993 Enzu
- D364,538 S 11/1995 Hughes
- 6,237,820 B1 5/2001 Saxton
- D489,939 S 5/2004 Allanson
- D504,280 S 4/2005 Chuang
- D510,681 S 10/2005 Liu
- D533,747 S 12/2006 Jin
- D573,839 S 7/2008 Sun
- D597,298 S 8/2009 Lown et al.
- D620,759 S 8/2010 Lundberg
- D628,442 S 12/2010 Lundberg
- D640,133 S 6/2011 Jones et al.
- D680,317 S 4/2013 Voskuil
- 8,813,996 B2 8/2014 Steih et al.
- D714,590 S 10/2014 Liotta et al.
- D717,653 S 11/2014 Chur
- D743,206 S 11/2015 Pendleton et al.
- D748,480 S 2/2016 Cobb

(Continued)

Related U.S. Application Data

- (62) Division of application No. 29/577,847, filed on Sep. 15, 2016, now Pat. No. Des. 841,400.
- (51) **LOC (12) Cl.** **07-01**
- (52) **U.S. Cl.**
USPC **D7/523**; D7/531; D7/532
- (58) **Field of Classification Search**
USPC D7/507, 509, 510, 511, 523, 529, 530, D7/531, 532, 533, 536, 608, 598, 300.1, D7/320, 629, 392.1, 396.2, 396.6, 387, D7/667; D9/435, 436, 443, 452, 453, D9/447, 440, 503; 220/592.16, 592.17, 220/705, 495.03; 215/381; D3/202
CPC A47G 19/22; A47G 19/2205; A47G 19/2211; A47G 19/2266; A47G 19/2272; A45F 3/16; B65D 47/066
See application file for complete search history.

Primary Examiner — Jae Liang

(74) *Attorney, Agent, or Firm* — Knobbe Martens Olson & Bear LLP

(57) **CLAIM**

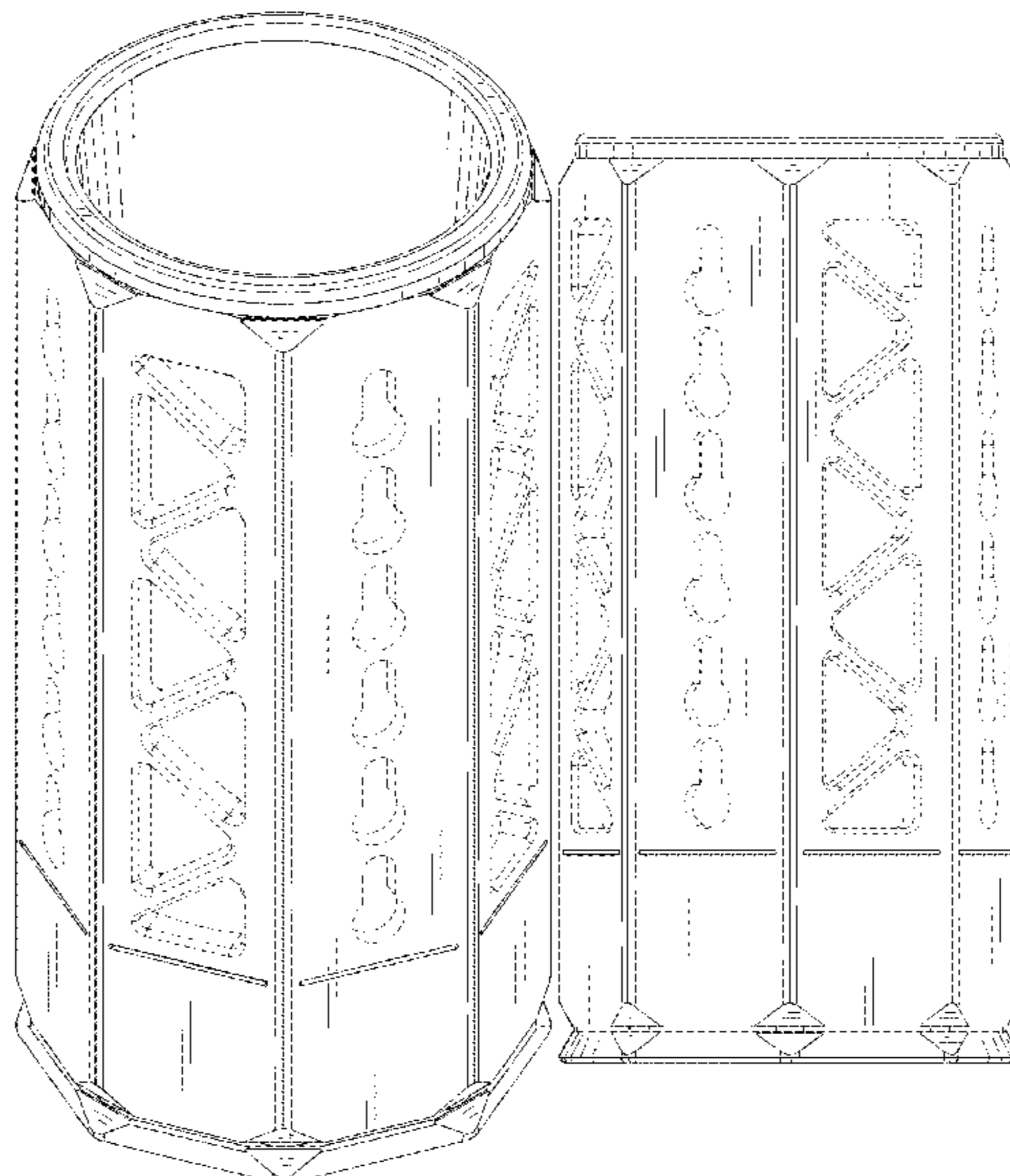
The ornamental design for a mug, as shown and described.

DESCRIPTION

FIG. 1 is a front perspective view of a mug of the present invention;
 FIG. 2 is a top view thereof;
 FIG. 3 is a right side view thereof;
 FIG. 4 is left side thereof;
 FIG. 5 is a front view thereof;
 FIG. 6 is a back view thereof; and,
 FIG. 7 is a bottom view thereof.
 The broken lines in the drawings depict portions of the mug that form no part of the claimed design.

- (56) **References Cited**
U.S. PATENT DOCUMENTS
D46,646 S 11/1914 Whipple
D217,630 S 5/1970 Walmer

1 Claim, 3 Drawing Sheets



(56)

References Cited

U.S. PATENT DOCUMENTS

D760,528 S	7/2016	Szekely	
D777,514 S	1/2017	McMullin	
D786,668 S	5/2017	Cornaglia	
D788,873 S	6/2017	Wiley et al.	
D791,606 S	7/2017	Cobb	
D792,777 S	7/2017	Huls et al.	
D807,461 S *	1/2018	Cheng	D22/108
D812,427 S *	3/2018	Barber	D7/510
D840,238 S *	2/2019	Hudson	D9/559
D841,400 S *	2/2019	Lum	D7/523
D855,137 S *	7/2019	Wiley	D22/108
2003/0000911 A1 *	1/2003	Kelley	B65D 1/0223 215/381
2014/0110411 A1	4/2014	Saslekov	
2016/0206122 A1	7/2016	Walter	

* cited by examiner

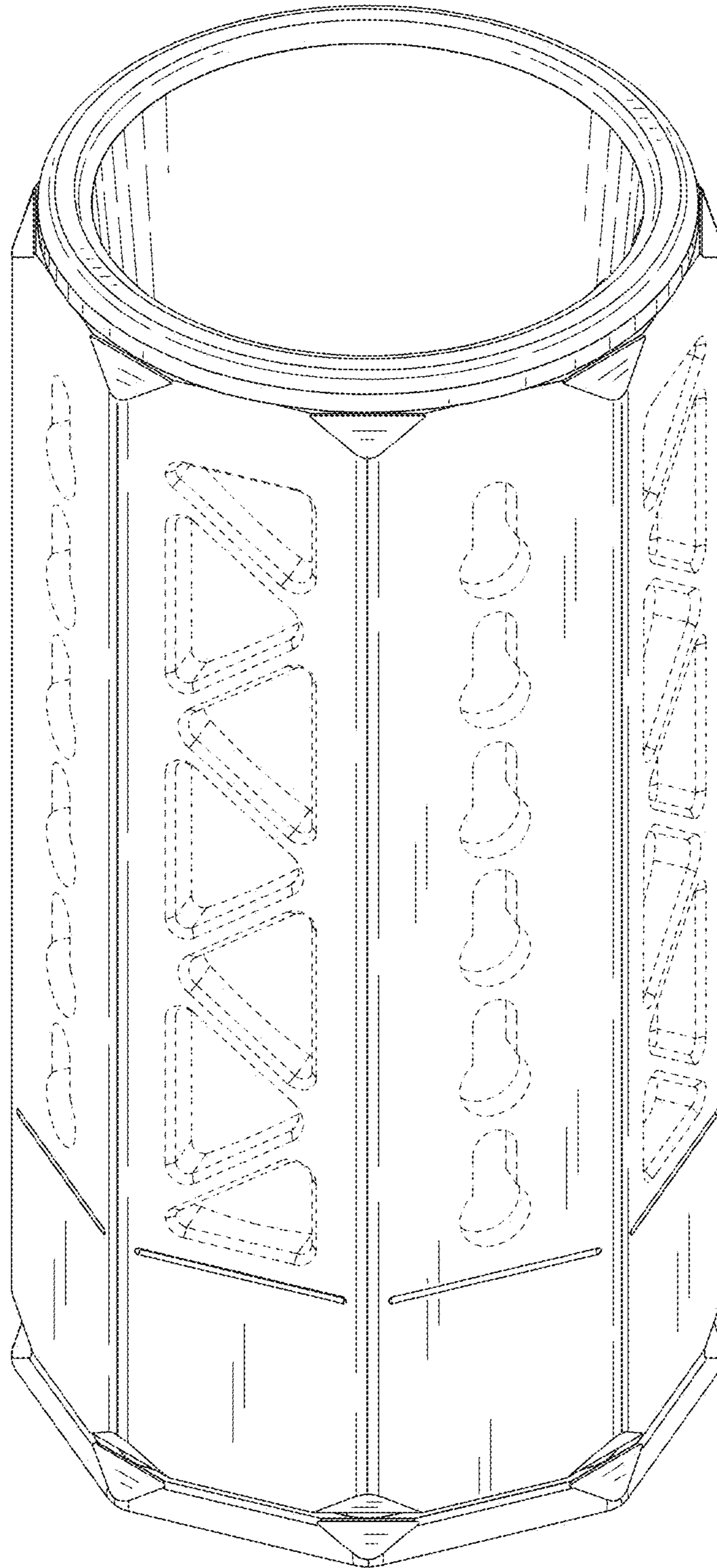


FIG. 1

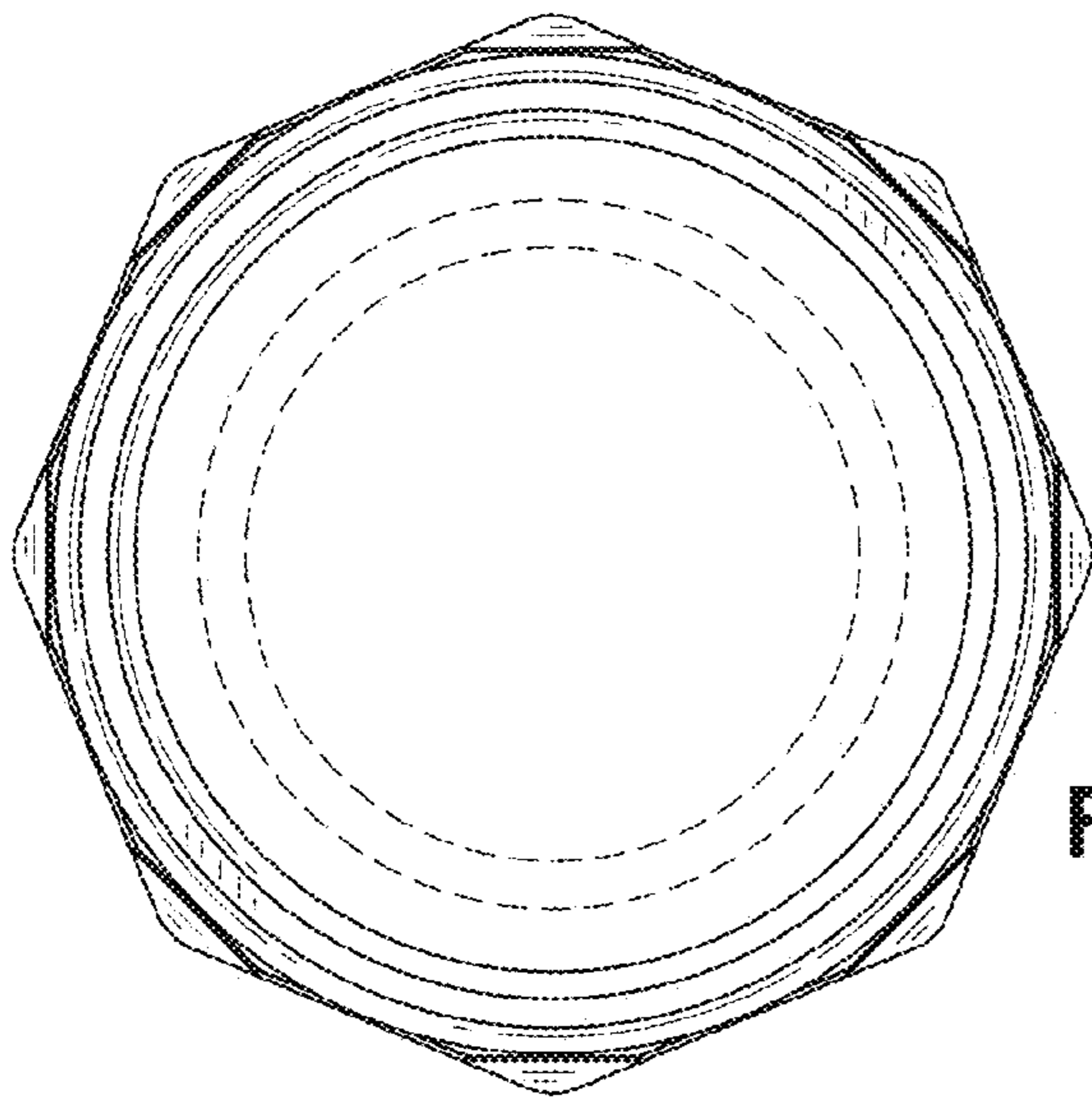


FIG. 2

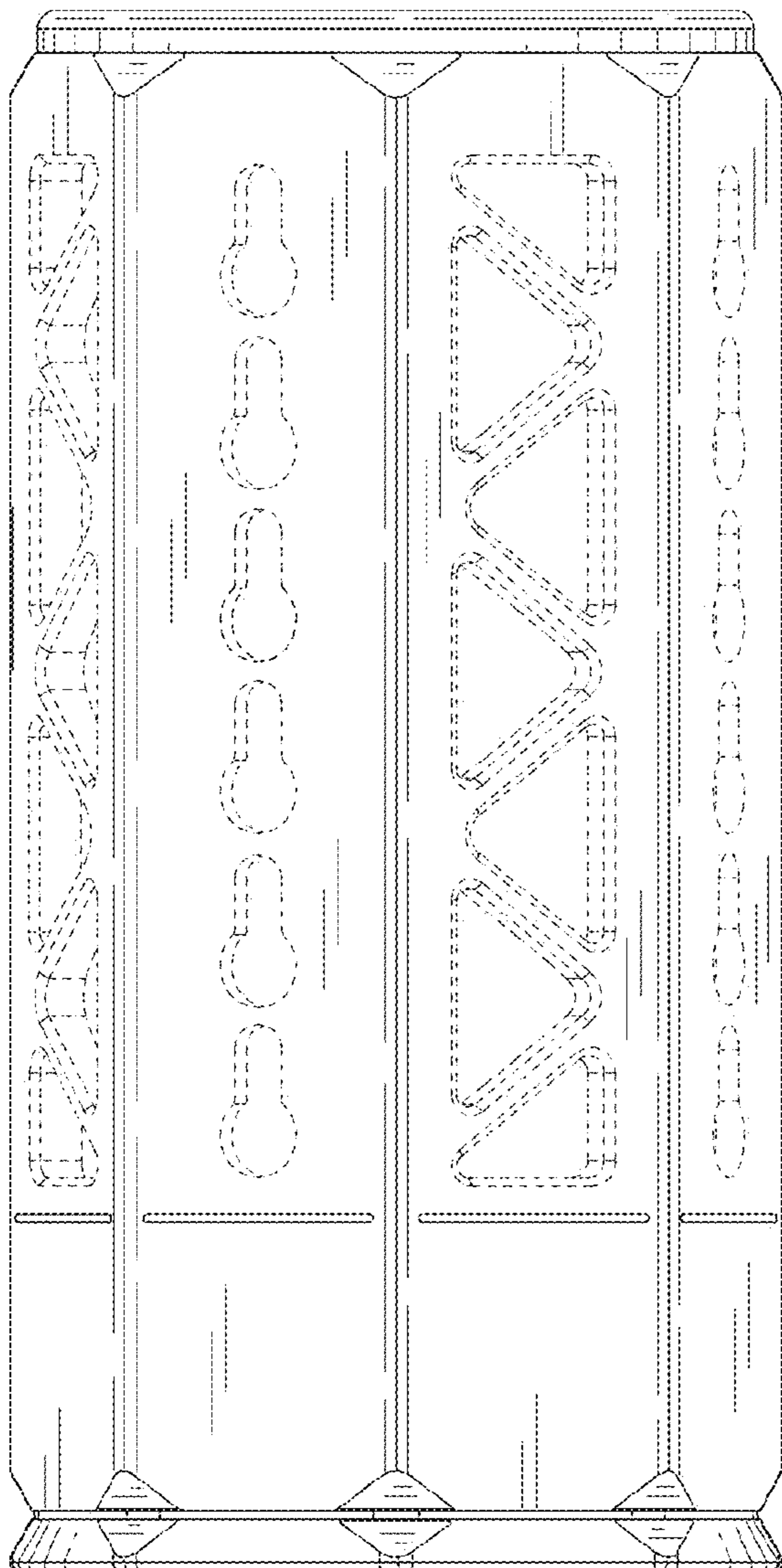


FIG. 3

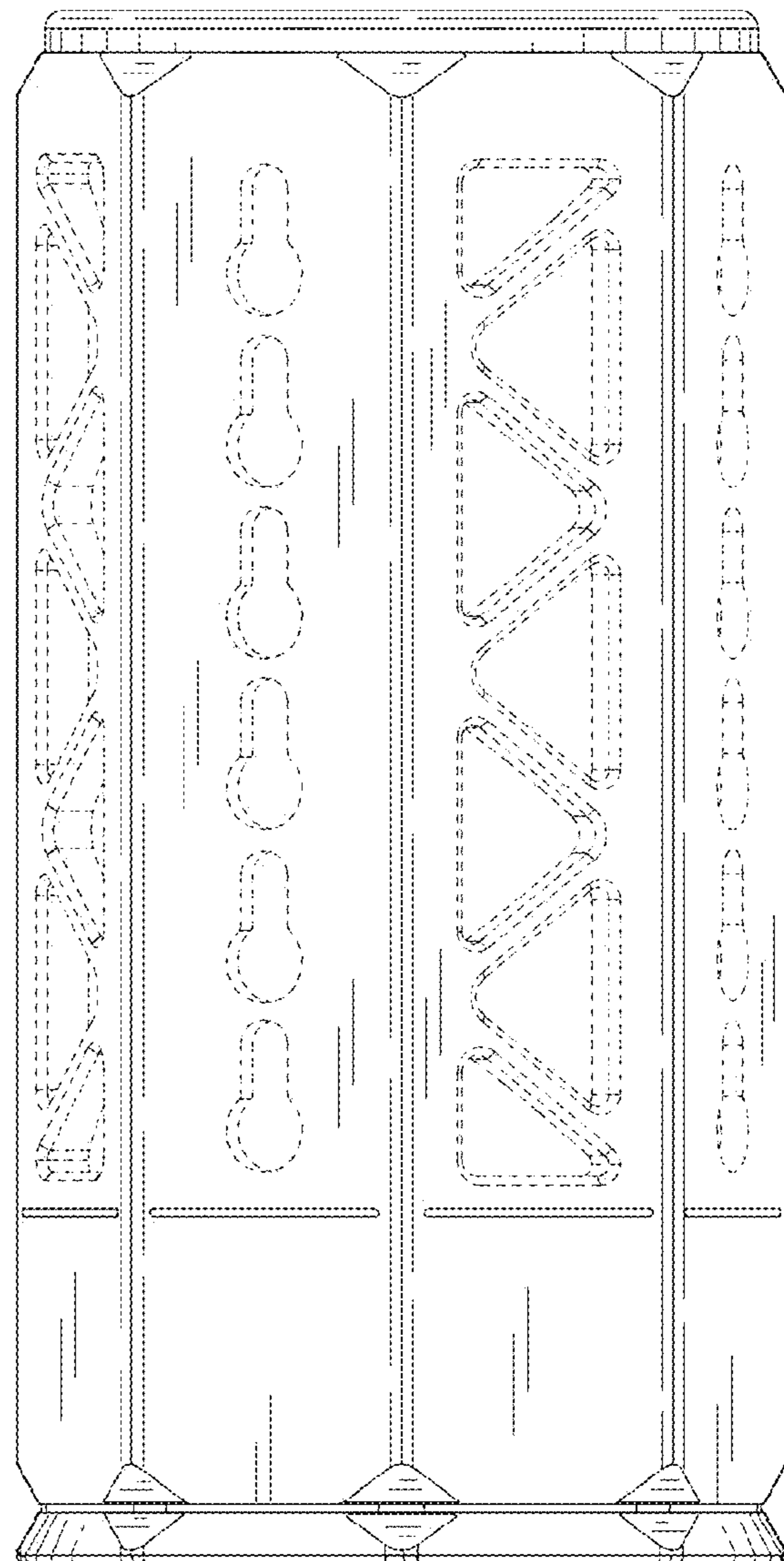


FIG. 4

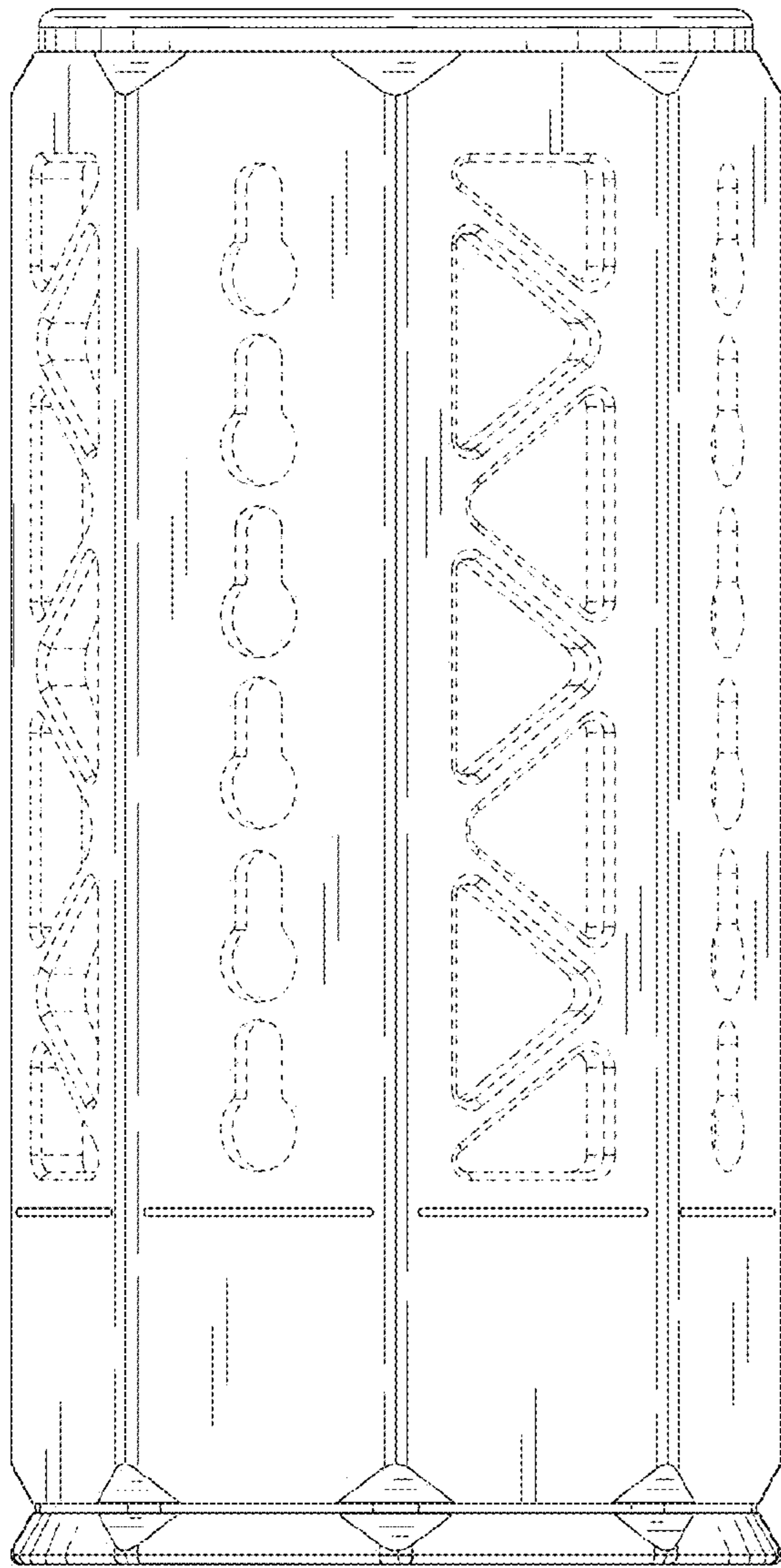


FIG. 5

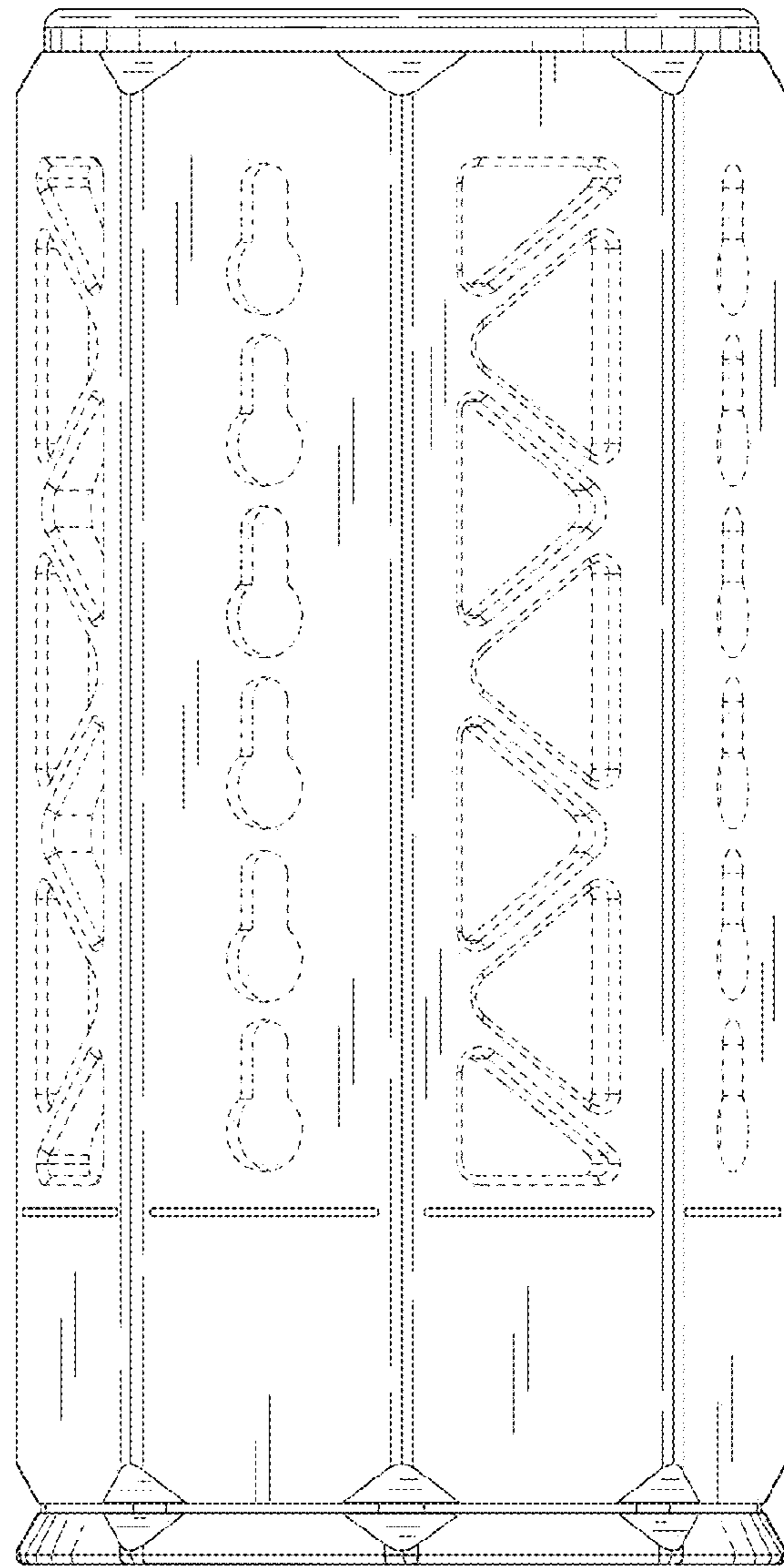


FIG. 6

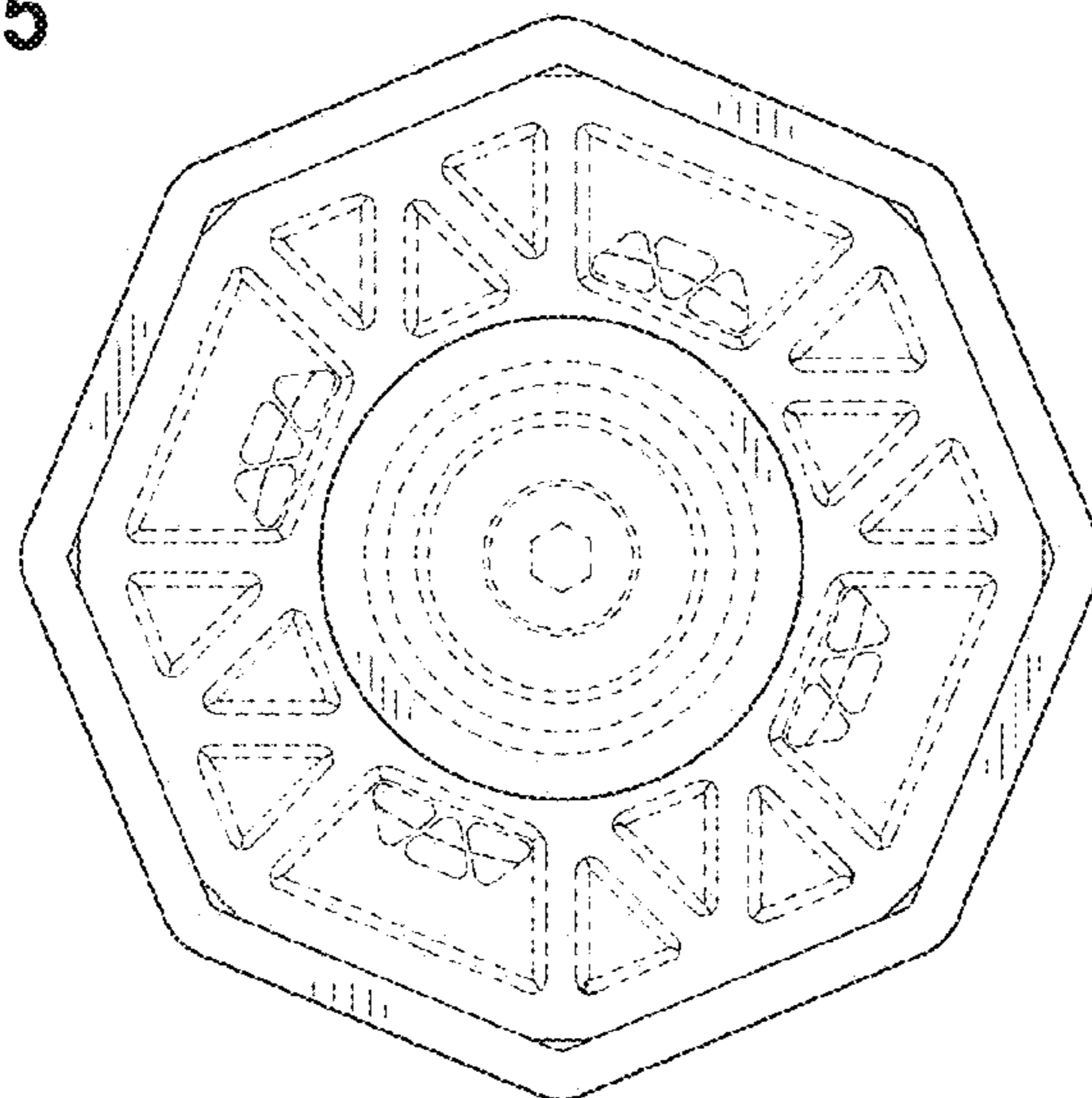


FIG. 7