



US00D879543S

(12) **United States Design Patent**  
**Makabi**

(10) **Patent No.:** **US D879,543 S**

(45) **Date of Patent:** **\*\* Mar. 31, 2020**

(54) **MULTI-COMPARTMENTED COOKING TRAY**

(71) Applicant: **Ben Makabi**, Vernon, CA (US)

(72) Inventor: **Ben Makabi**, Vernon, CA (US)

(\*\*) Term: **15 Years**

(21) Appl. No.: **29/632,992**

(22) Filed: **Jan. 11, 2018**

(51) **LOC (12) Cl.** ..... **07-02**

(52) **U.S. Cl.**  
USPC ..... **D7/357**

(58) **Field of Classification Search**  
USPC ..... D7/323, 339, 352, 354-366, 396.1, 402, D7/409

CPC .. A21B 3/00; A21B 3/13; A21B 3/131; A21B 3/132; A21B 3/135; A21B 3/136; A21B 3/137; A21B 3/15; A21B 5/00; A21B 5/02; A21B 5/04; A47J 27/00; A47J 37/00; A47J 37/01; A47J 37/04; A47J 37/06; A47J 37/10; A47J 37/0611; A47J 37/08; A47J 37/0807; A47J 37/0814; A47J 37/0835; A47J 37/0842; A47J 37/085; A47J 37/0864; A47J 37/0878; A47J 37/0885; A47J 37/0892; A47J 36/00; A47J 36/02; A47J 36/06; A47J 36/16; A47J 36/24; A47J 36/022; A47J 36/027; A47J 43/20

See application file for complete search history.

(56) **References Cited**

**U.S. PATENT DOCUMENTS**

D712,193 S \* 9/2014 Nagrani ..... D7/354  
9,215,949 B1 \* 12/2015 Cloutier ..... A47J 37/0694

D746,628 S \* 1/2016 Nagrani ..... D7/354  
D793,800 S \* 8/2017 Tsai ..... D7/354  
D802,354 S \* 11/2017 Xiong ..... D7/357  
D823,639 S \* 7/2018 Gabbay ..... D7/409  
D828,711 S \* 9/2018 Nagrani ..... D7/357  
D828,712 S \* 9/2018 Nagrani ..... D7/357  
D829,052 S \* 9/2018 Gamble ..... D7/409  
D830,109 S \* 10/2018 Xiong ..... D7/359

\* cited by examiner

*Primary Examiner* — Barbara Fox

*Assistant Examiner* — Messina L Smith

(74) *Attorney, Agent, or Firm* — Dykema Gossett PLLC

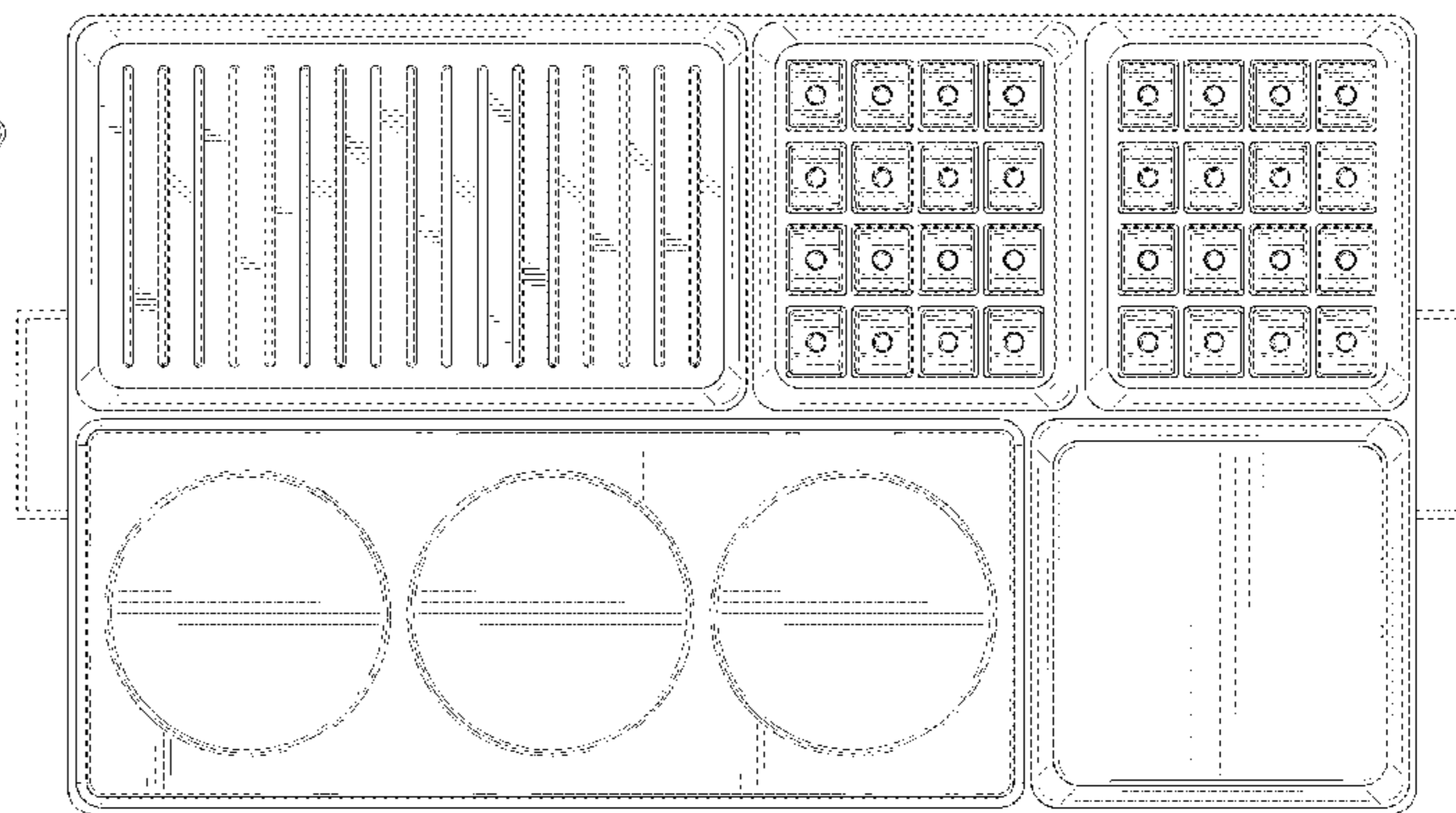
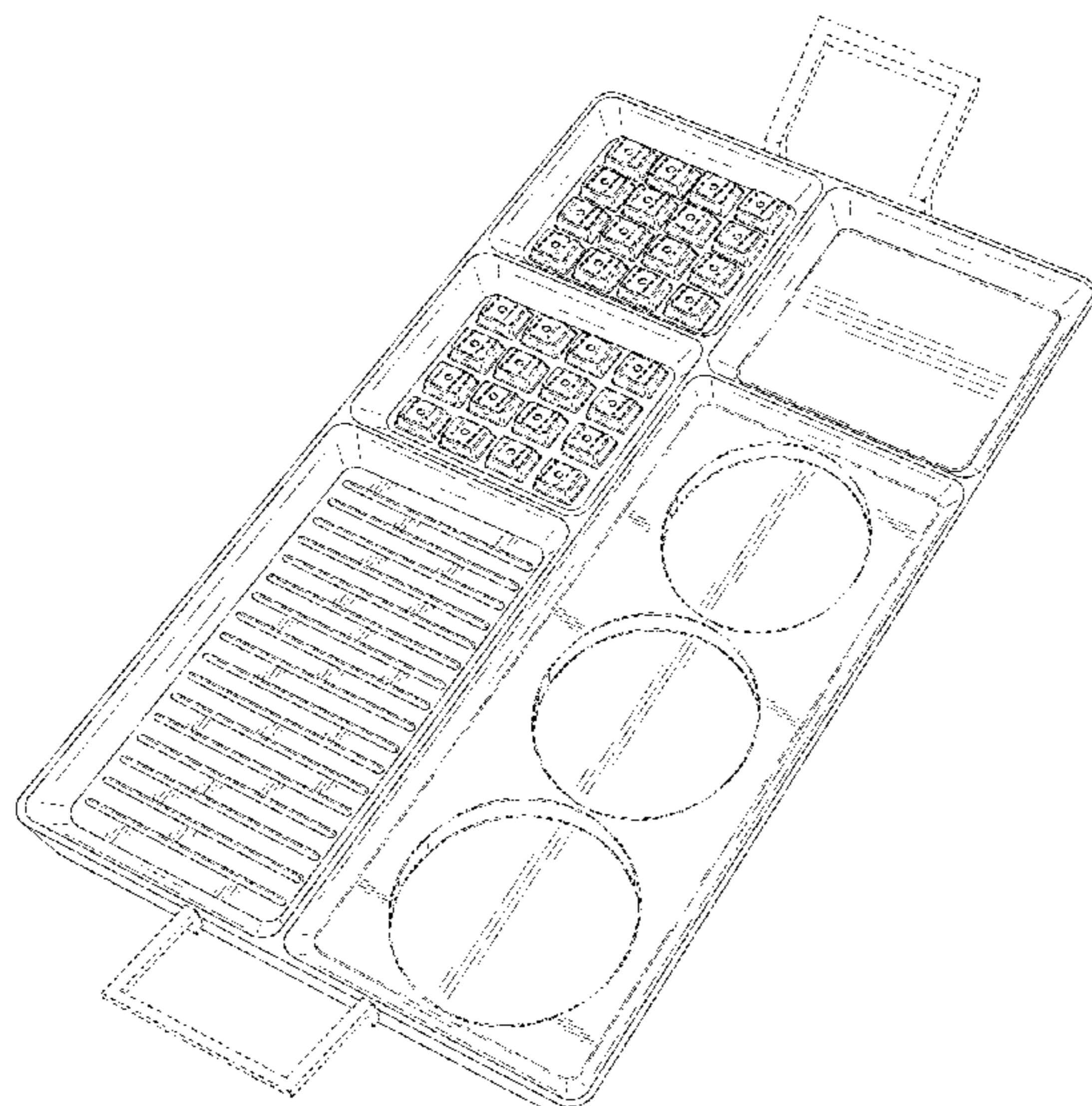
(57) **CLAIM**

The ornamental design for a multi-compartmented cooking tray, as shown and described.

**DESCRIPTION**

FIG. 1 is a perspective top view of a multi-compartmented cooking tray showing my new design, FIG. 2 is a top plan view thereof, FIG. 3 is a bottom plan view thereof, FIG. 4 is an elevational side view thereof, the opposite elevational side view being a mirror image; and, FIG. 5 is an elevational end view thereof, the opposite elevational end view being a mirror image. The broken lines in the drawings depict portions of the multi-compartmented cooking tray that form no part of the claimed design.

**1 Claim, 4 Drawing Sheets**



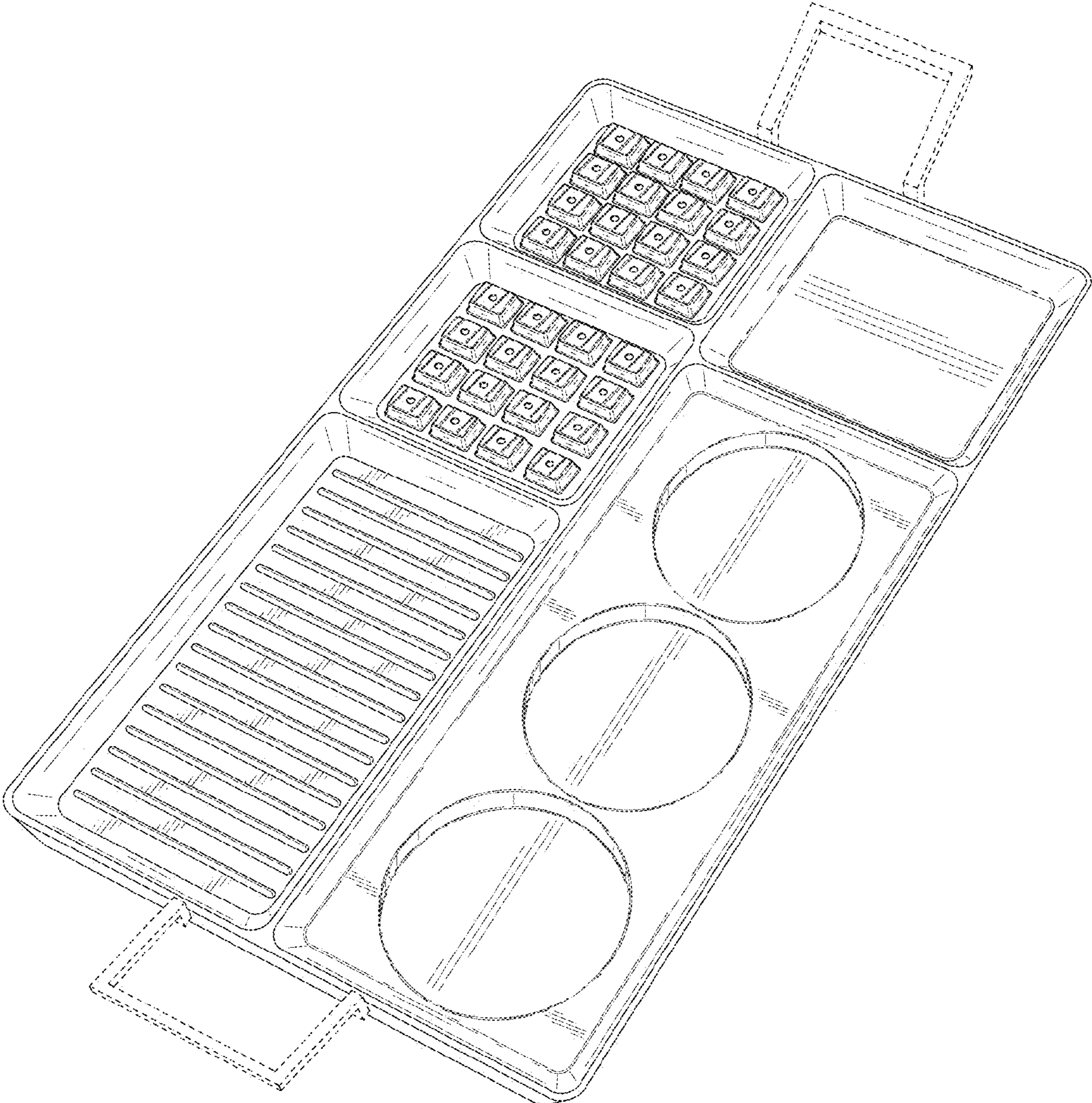


FIG. 1

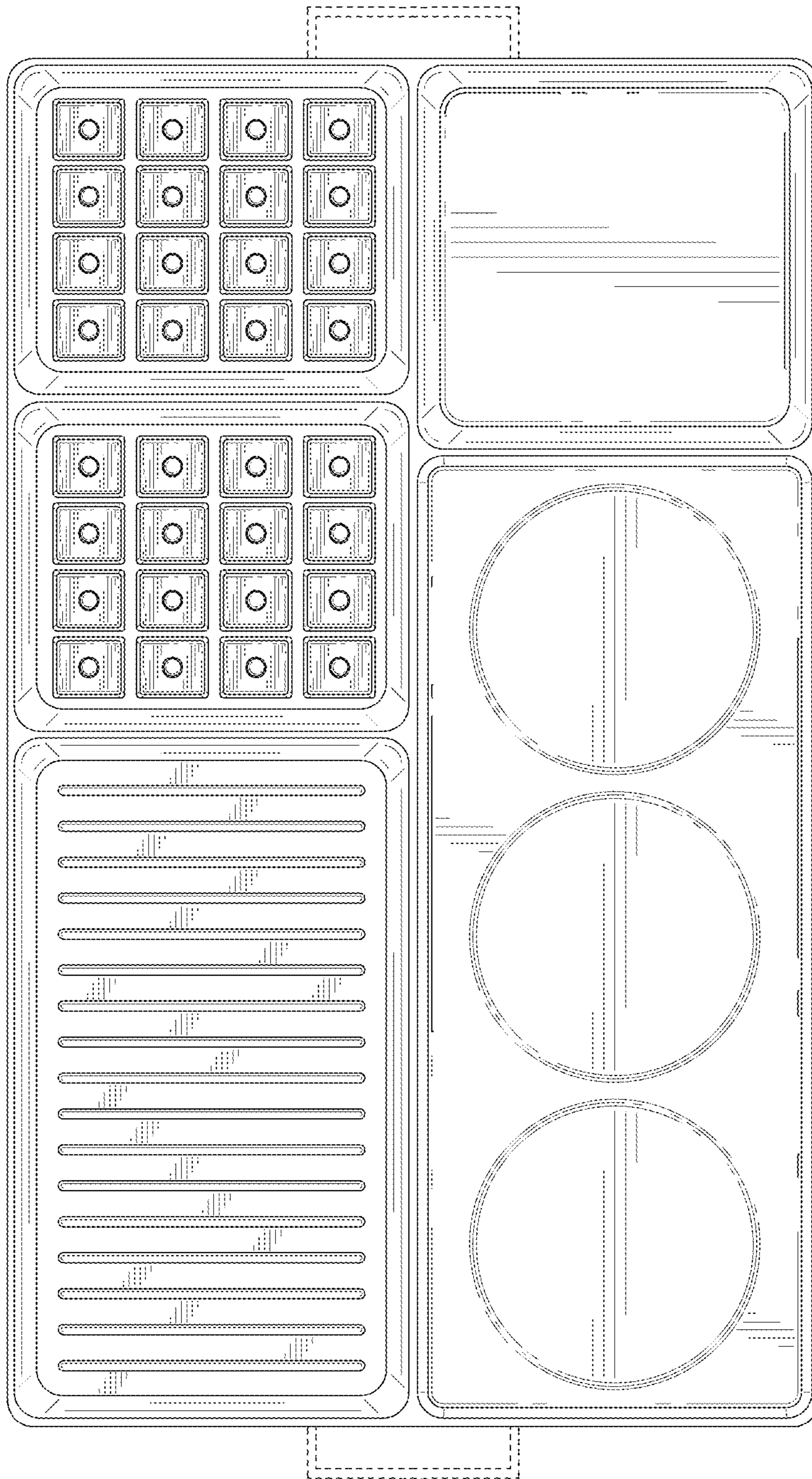


FIG. 2




FIG. 3




FIG. 4




FIG. 5