



US00D879510S

(12) **United States Design Patent**
Chhabra

(10) **Patent No.:** **US D879,510 S**

(45) **Date of Patent:** **** Mar. 31, 2020**

- (54) **YOGA TOWEL WITH FASTENER**
- (71) Applicant: **Absolute Minds LLC**, Mountain View, CA (US)
- (72) Inventor: **Rohit Chhabra**, Mountain View, CA (US)
- (**) Term: **15 Years**
- (21) Appl. No.: **29/627,587**
- (22) Filed: **Nov. 28, 2017**

- D716,583 S * 11/2014 Santos Cruz D6/608
- D747,615 S 1/2016 Anderson
- D755,474 S 5/2016 Lopez et al.
- D773,857 S 12/2016 Morris
- 2009/0093342 A1 4/2009 Devore
- 2017/0319896 A1* 11/2017 Kramer A63B 21/4037

* cited by examiner

Primary Examiner — R. Johnson

(74) *Attorney, Agent, or Firm* — Chhabra Law Firm, PC

Related U.S. Application Data

- (63) Continuation-in-part of application No. 29/600,495, filed on Apr. 13, 2017.
- (51) **LOC (12) Cl.** **06-13**
- (52) **U.S. Cl.**
USPC **D6/608**
- (58) **Field of Classification Search**
USPC D6/583, 608
CPC A47K 10/16; A47K 10/02; D03D 2700/0177; A47G 9/062; A47G 9/066
See application file for complete search history.

References Cited

U.S. PATENT DOCUMENTS

- 5,046,204 A 9/1991 Mohler
- D343,498 S * 1/1994 Donahue D2/864
- D414,645 S 10/1999 Cooper
- D429,437 S * 8/2000 Valenti D6/582
- 7,003,825 B1 2/2006 Levings
- D518,990 S * 4/2006 Brogden D6/603
- D654,749 S 2/2012 Gette et al.
- D694,043 S 11/2013 Heyman
- D698,187 S 1/2014 Kazarska et al.
- D707,057 S 6/2014 Hasta


(57) **CLAIM**

The ornamental design of a yoga towel with fastener, as shown and described.

DESCRIPTION

FIG. 1 is a bottom perspective view of a yoga towel with fastener, illustrating the novel design.
 FIG. 2 is a top perspective view thereof.
 FIG. 3 is a top view thereof.
 FIG. 4 is a bottom view thereof.
 FIG. 5 is a right side view thereof.
 FIG. 6 is a left side view thereof, the left side view being a mirror image of the right side view.
 FIG. 7 is a front view thereof.
 FIG. 8 is a back view thereof, the back view being a mirror image of the front view; and,
 FIG. 9 is an exploded bottom perspective view thereof.
 The broken lines in the drawings depict the environment in which the claimed design is used. The broken lines depict unclaimed subject matter only and form no part of the claimed design. The stippling is shown for shading purposes only and does not form part of the invention or represent any ornamental features of the claimed design.

1 Claim, 7 Drawing Sheets



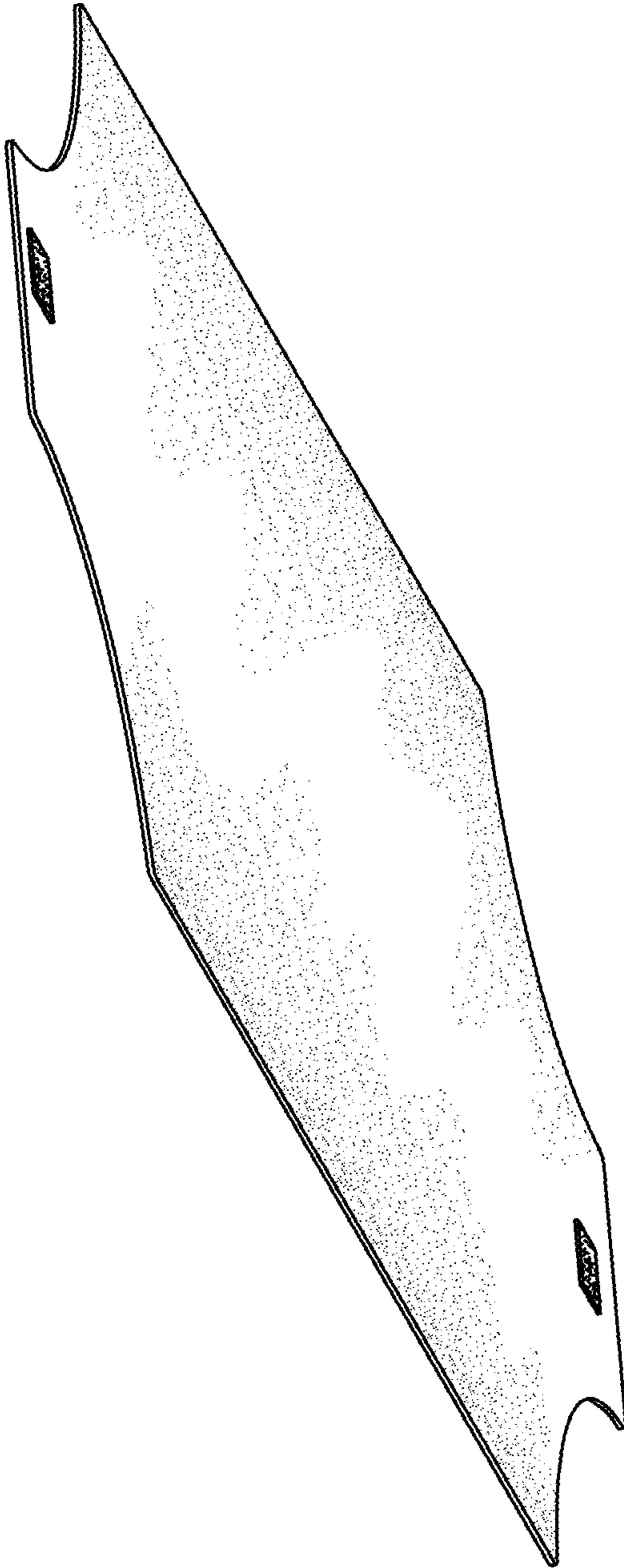


FIG. 1

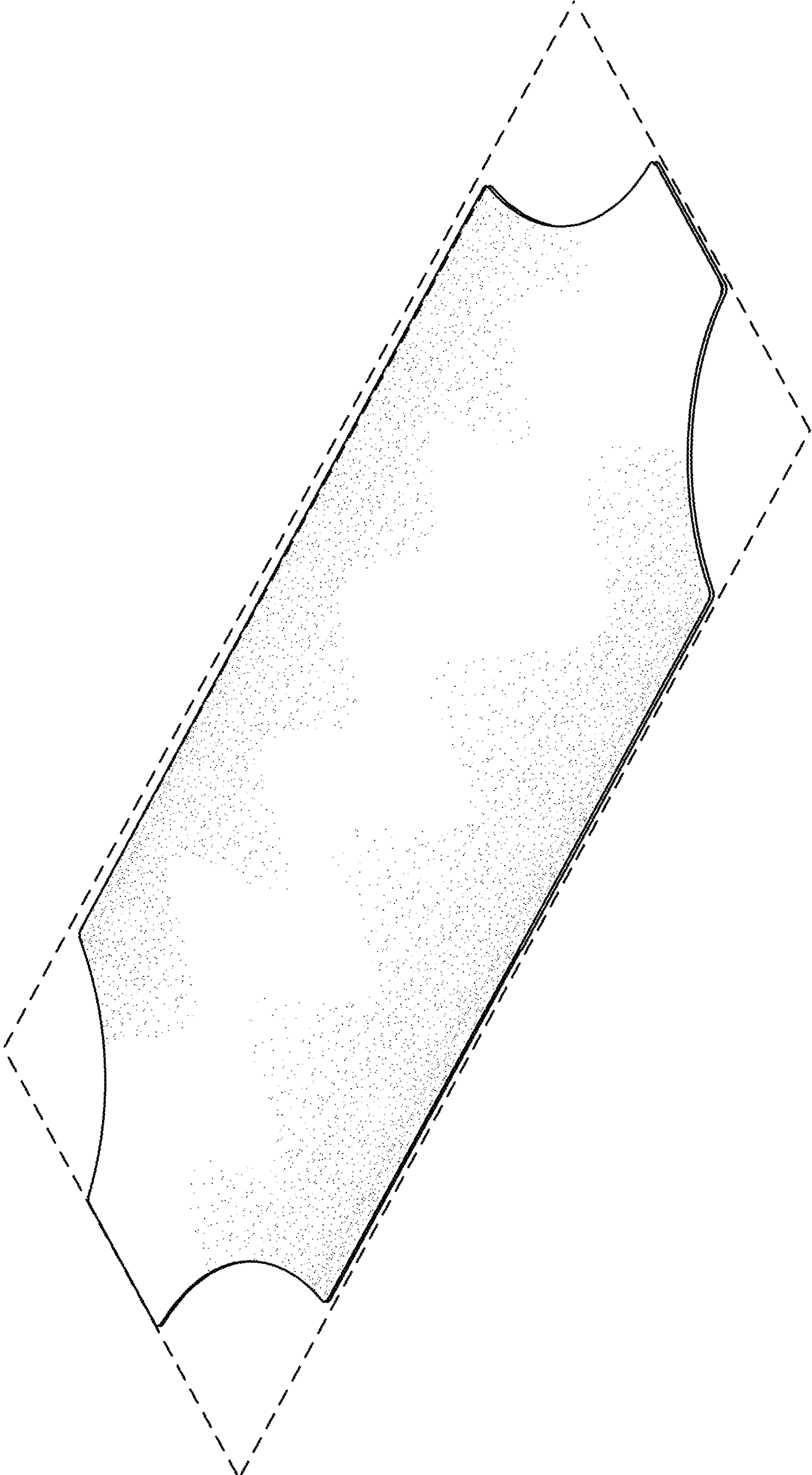


FIG. 2




FIG. 3




FIG. 4



FIG. 5



FIG. 6



FIG. 7



FIG. 8

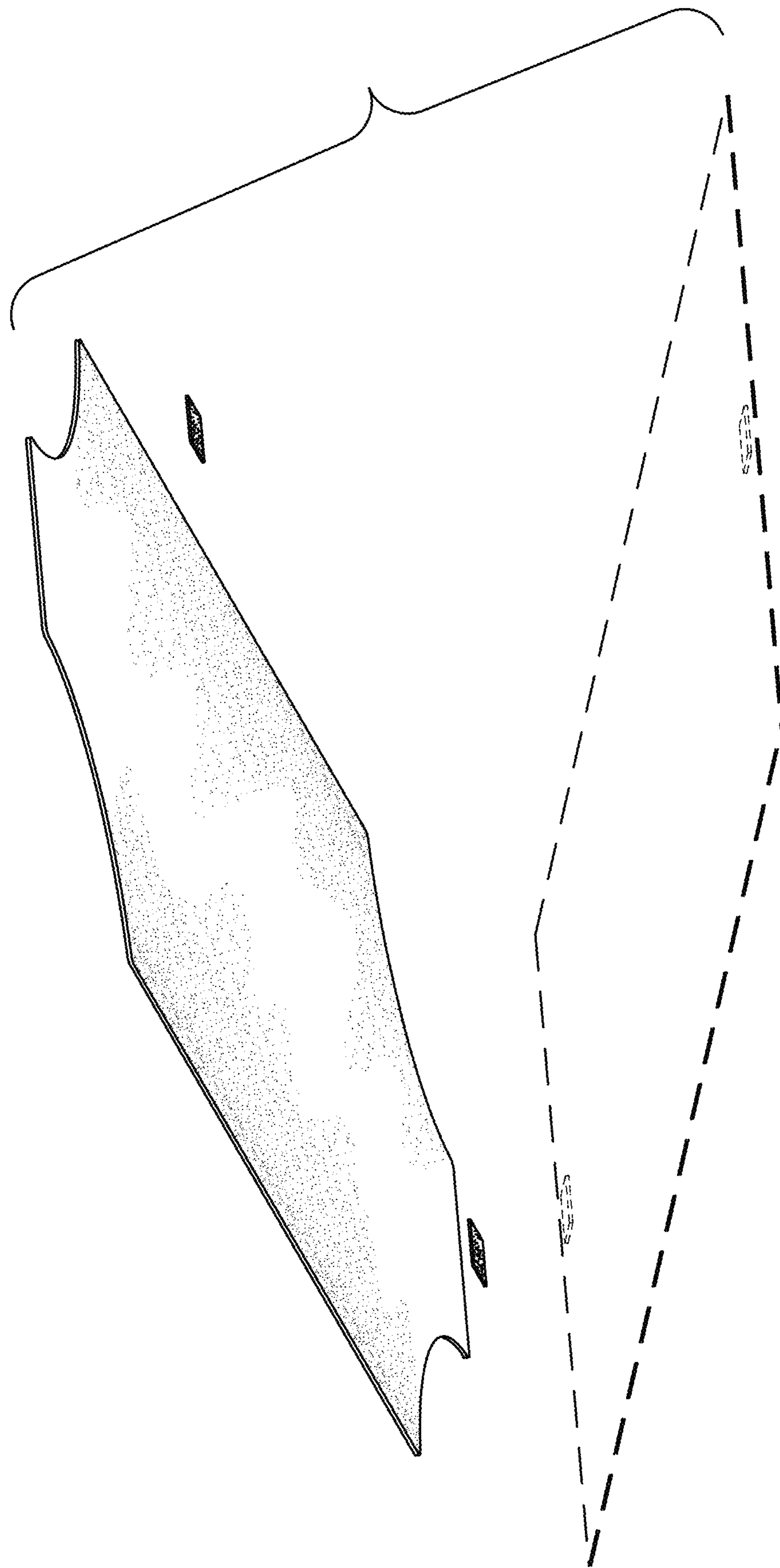


FIG. 9