



US00D879505S

(12) **United States Design Patent** (10) **Patent No.:** **US D879,505 S**
Lopez (45) **Date of Patent:** **** Mar. 31, 2020**

- (54) **BATH MAT** D517,759 S * 3/2006 Dretzka A47G 27/0225
D32/57
- (71) Applicant: **VIVE HEALTH LLC**, Naples, FL D531,326 S * 10/2006 Folliard A47G 27/0412
(US) D25/163
- (72) Inventor: **Juan Lopez**, Naples, FL (US) D579,128 S * 10/2008 Kaump D25/163
D605,449 S * 12/2009 Solomon D6/582
D713,654 S * 9/2014 Robbins, III D6/582
D799,759 S * 10/2017 Elliott D30/161
(73) Assignee: **VIVE HEALTH LLC**, Naples, FL D811,773 S * 3/2018 Yang D6/582
(US) D813,480 S * 3/2018 Burazin D21J 1/00
D32/40
- (**) Term: **15 Years** D840,554 S * 2/2019 Mendes Silva Castro .. D25/163
D844,119 S * 3/2019 Morales D23/305
- (21) Appl. No.: **29/704,386** (Continued)
- (22) Filed: **Sep. 4, 2019**

Related U.S. Application Data

- (63) Continuation of application No. 29/661,290, filed on Aug. 27, 2018.
- (51) **LOC (12) Cl.** **06-11**
- (52) **U.S. Cl.**
USPC **D6/583**; D5/56
- (58) **Field of Classification Search**
USPC D6/331, 333, 341, 342, 582-585, 588,
D6/589, 592, 596-598, 601, 604-606,
D6/707.18, 707.19, 718.27; D21/808;
D23/261; D24/200, 212-215; D25/163;
D32/40, 57; D5/56
CPC A47D 13/063; A47D 15/003; A47D 5/006;
A47G 27/0212; A47G 27/0225; A47G
27/0231; A47G 27/0237; A47L 23/26;
A47L 23/266; A47K 7/026; A63B
21/4037; A63B 6/00
See application file for complete search history.

References Cited

U.S. PATENT DOCUMENTS

- 2,248,233 A * 7/1941 Heritage D21J 1/00
428/165
- D363,577 S * 10/1995 Brightbill D32/55

OTHER PUBLICATIONS

Vive Non Slip Shower Mat sold on Amazon.com. Aug. 10, 2017.
Accessed on Sep. 29, 2019.*

(Continued)

Primary Examiner — Kevin K Rudzinski
Assistant Examiner — Clare Ann Gannon
(74) *Attorney, Agent, or Firm* — Workman Nydegger

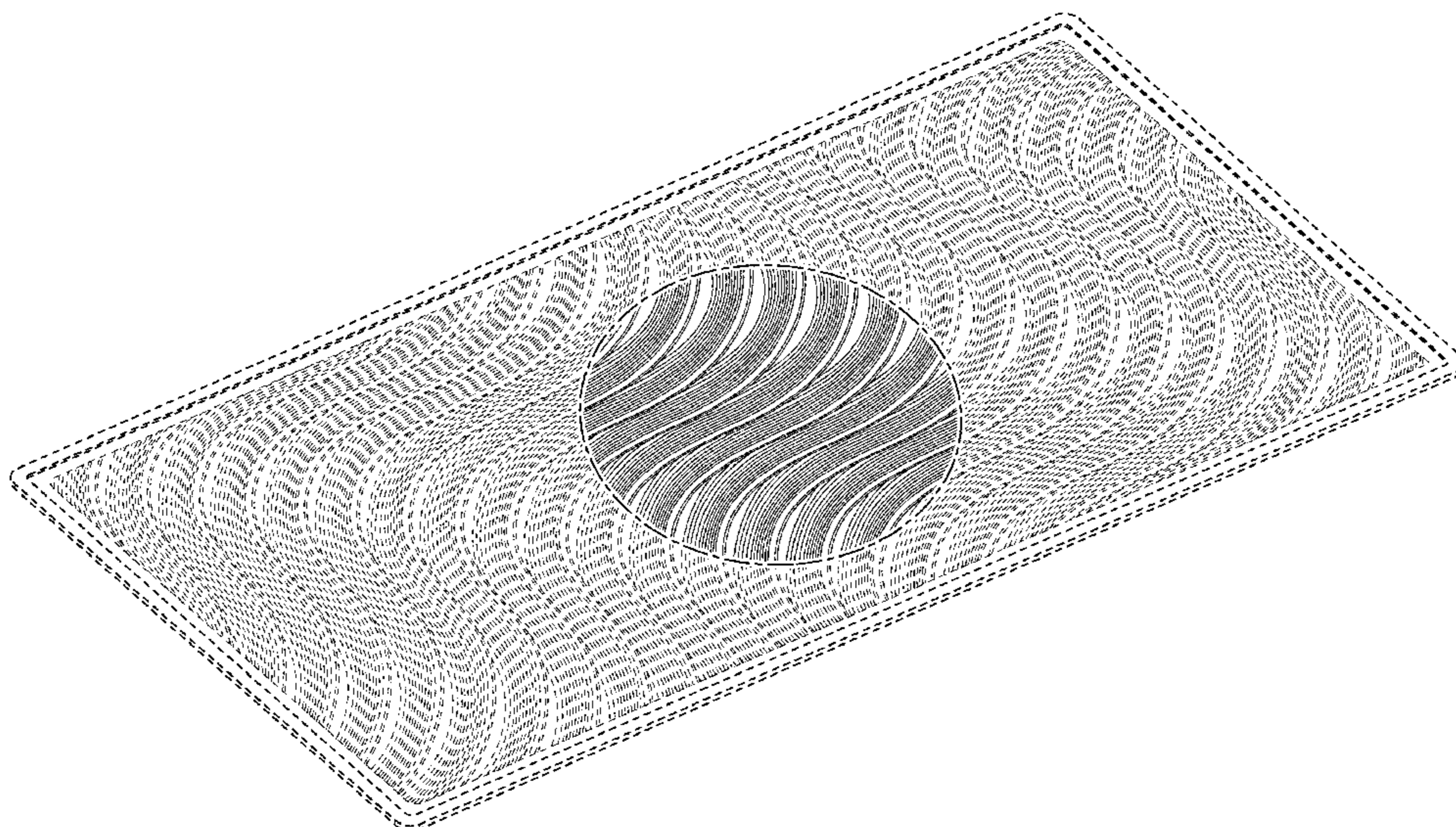
(57) **CLAIM**

The ornamental design for a bath mat, as shown and described.

DESCRIPTION

FIG. 1 is a front perspective view of a bath mat;
FIG. 2 is a front view thereof;
FIG. 3 is a rear view thereof;
FIG. 4 is a top view thereof;
FIG. 5 is a bottom view thereof;
FIG. 6 is a right-side view thereof; and,
FIG. 7 is a left side view thereof.
The broken lines in the drawings are for the purpose of illustrating portions of the article that form no part of the claimed design. The dash-dot-dash broken line depicts the boundary of the claim.

1 Claim, 4 Drawing Sheets



(56)

References Cited

U.S. PATENT DOCUMENTS

D857,253 S * 8/2019 Mussini D25/163
2002/0114926 A1* 8/2002 Malpass A47G 27/0412
428/156
2018/0125277 A1* 5/2018 Sustar A47G 27/0225

OTHER PUBLICATIONS

U.S. Appl. No. 29/661,291, filed Aug. 27, 2018, Lopez.
U.S. Appl. No. 29/661,290, filed Oct. 4, 2019, Office Action.
U.S. Appl. No. 29/661,291, filed Oct. 4, 2019, Office Action.

* cited by examiner

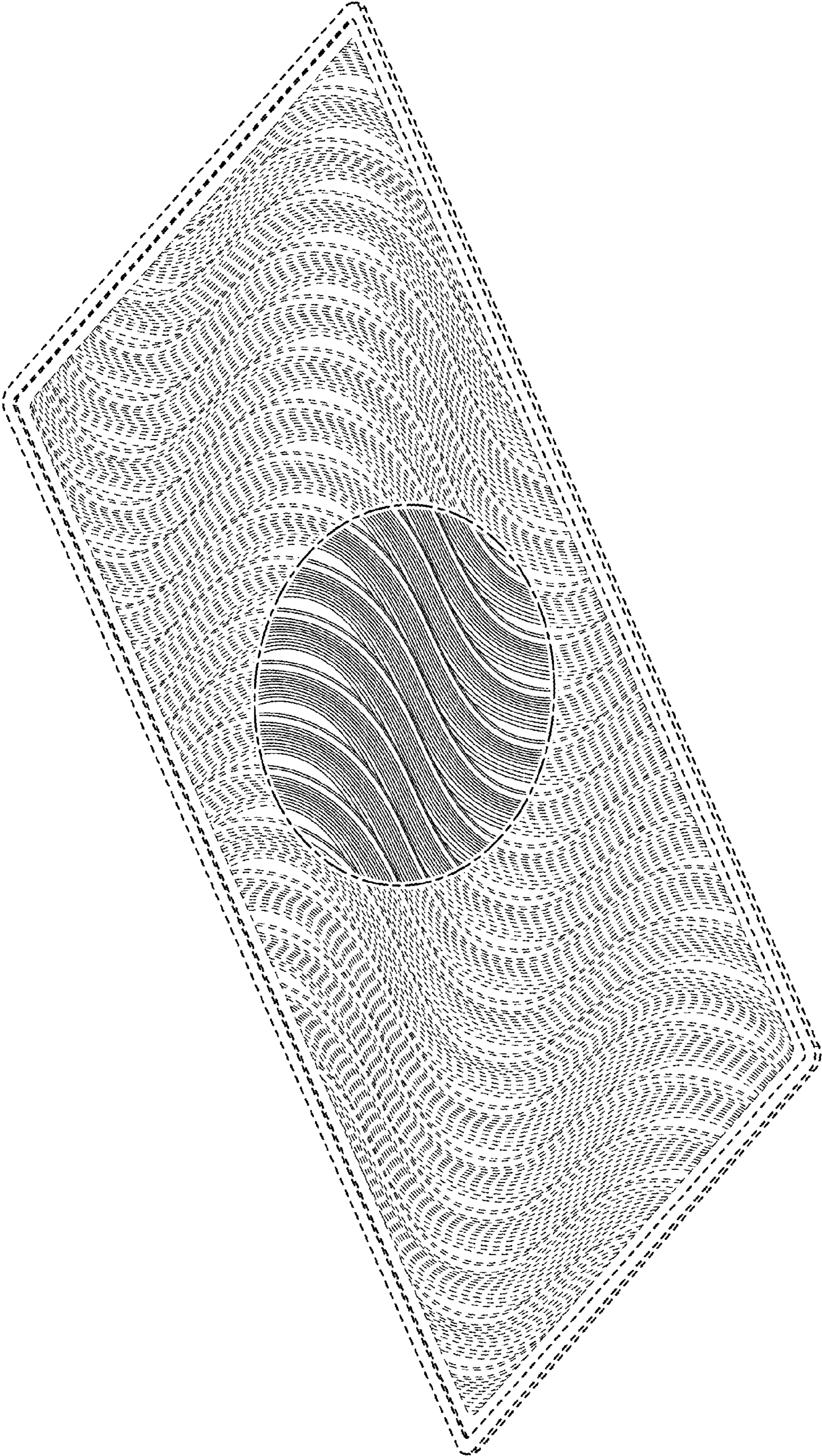


FIG. 1




FIG. 2




FIG. 3



FIG. 4

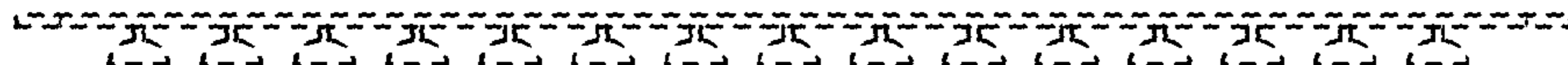


FIG. 5

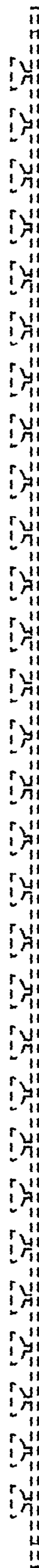


FIG. 6



FIG. 7