



US00D879504S

(12) **United States Design Patent**  
**Lopez**

(10) **Patent No.:** **US D879,504 S**  
(45) **Date of Patent:** **\*\* Mar. 31, 2020**

- (54) **BATH MAT**
- (71) Applicant: **Vive Health LLC**, Naples, FL (US)
- (72) Inventor: **Juan Lopez**, Naples, FL (US)
- (73) Assignee: **VIVE HEALTH LLC**, Naples, FL (US)
- (\*\*) Term: **15 Years**
- (21) Appl. No.: **29/661,290**
- (22) Filed: **Aug. 27, 2018**
- (51) **LOC (12) Cl.** ..... **06-11**
- (52) **U.S. Cl.**  
USPC ..... **D6/583**
- (58) **Field of Classification Search**  
USPC ..... D6/331, 333, 341, 342, 582-585, 588, D6/589, 592, 596-598, 601, 604-606, D6/707.18, 707.19, 718.27; D21/808; D23/261; D24/200, 212-215; D25/163; D32/40, 57  
CPC .... A47D 13/063; A47D 15/003; A47D 5/006; A47G 27/0212; A47G 27/0225; A47G 27/0231; A47G 27/0237; A47L 23/26; A47L 23/266; A47K 7/026; A63B 21/4037; A63B 6/00  
See application file for complete search history.

D605,449 S *	12/2009	Solomon .....	D6/582
D713,654 S *	9/2014	Robbins, III .....	D6/582
D799,759 S *	10/2017	Elliott .....	D30/161
D811,773 S *	3/2018	Yang .....	D6/582
D813,480 S *	3/2018	Burazin .....	D21J 1/00 D32/40
D840,554 S *	2/2019	Mendes Silva Castro ..	D25/163
D844,119 S *	3/2019	Morales .....	D23/305
D857,253 S *	8/2019	Mussini .....	D25/163
2002/0114926 A1 *	8/2002	Malpass .....	A47G 27/0412 428/156
2018/0125277 A1 *	5/2018	Sustar .....	A47G 27/0225

**OTHER PUBLICATIONS**

Vive Non Slip Shower Mat sold on Amazon.com. Aug. 10, 2017. Accessed on Sep. 29, 2019.\*  
 U.S. Appl. No. 29/661,291, filed Aug. 27, 2018, Lopez.  
 U.S. Appl. No. 29/704,386, dated Oct. 4, 2019, Office Action.  
 U.S. Appl. No. 29/661,291, dated Oct. 4, 2019, Office Action.

\* cited by examiner

*Primary Examiner* — Kevin K Rudzinski  
*Assistant Examiner* — Clare Ann Gannon  
 (74) *Attorney, Agent, or Firm* — Workman Nydegger

(57) **CLAIM**

The ornamental design for a bath mat, as shown and described.

**DESCRIPTION**

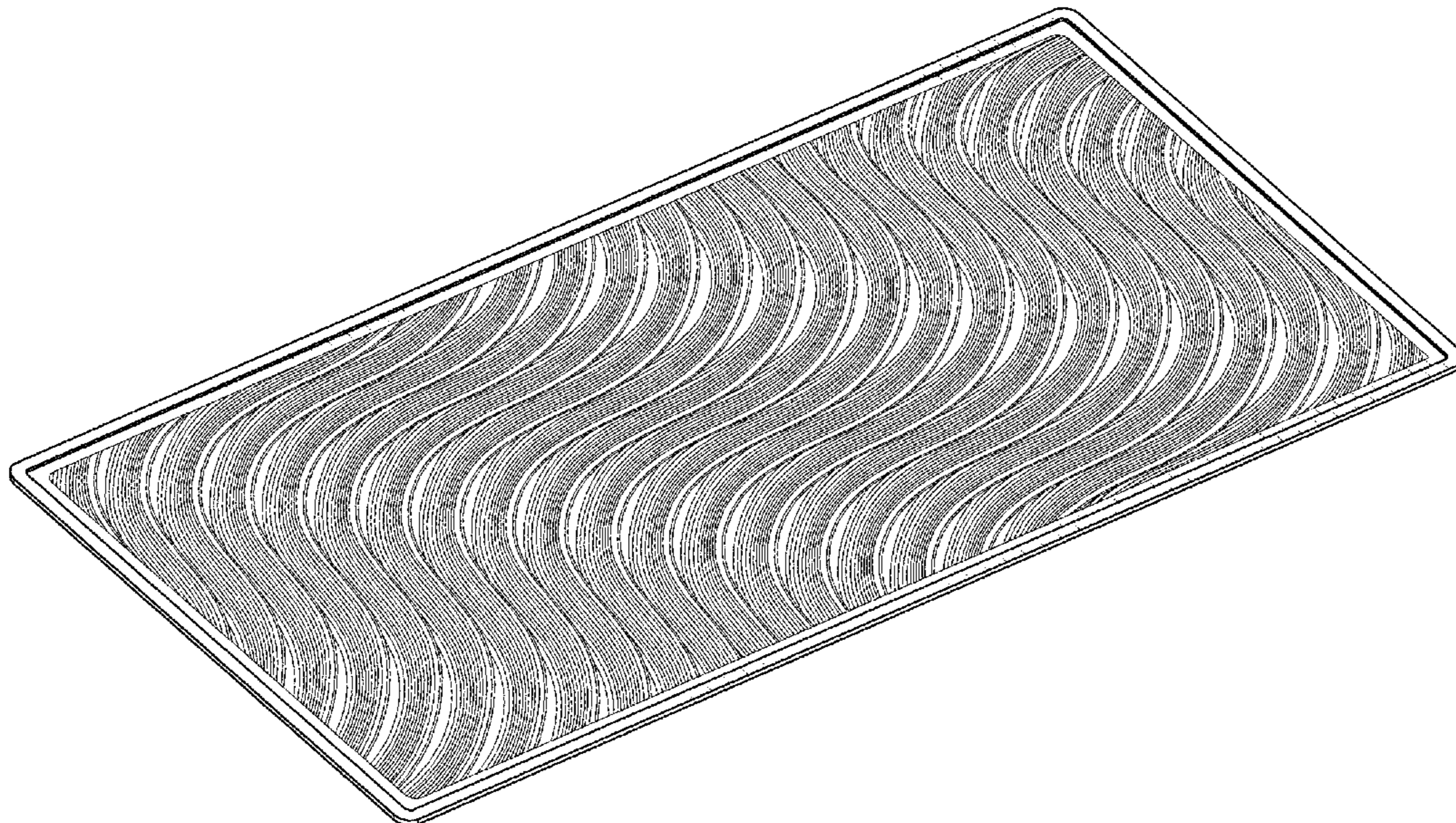
FIG. 1 is a perspective view of a bath mat;  
 FIG. 2 is a front view thereof;  
 FIG. 3 is a rear view thereof;  
 FIG. 4 is a top view thereof;  
 FIG. 5 is a bottom view thereof;  
 FIG. 6 is a right-side view thereof; and,  
 FIG. 7 is a left side view thereof.

**1 Claim, 4 Drawing Sheets**

(56) **References Cited**

**U.S. PATENT DOCUMENTS**

2,248,233 A *	7/1941	Heritage .....	D21J 1/00 428/165
D363,577 S *	10/1995	Brightbill .....	D32/55
D517,759 S *	3/2006	Dretzka .....	A47G 27/0225 D32/57
D531,326 S *	10/2006	Folliard .....	A47G 27/0412 D25/163
D579,128 S *	10/2008	Kaump .....	D25/163



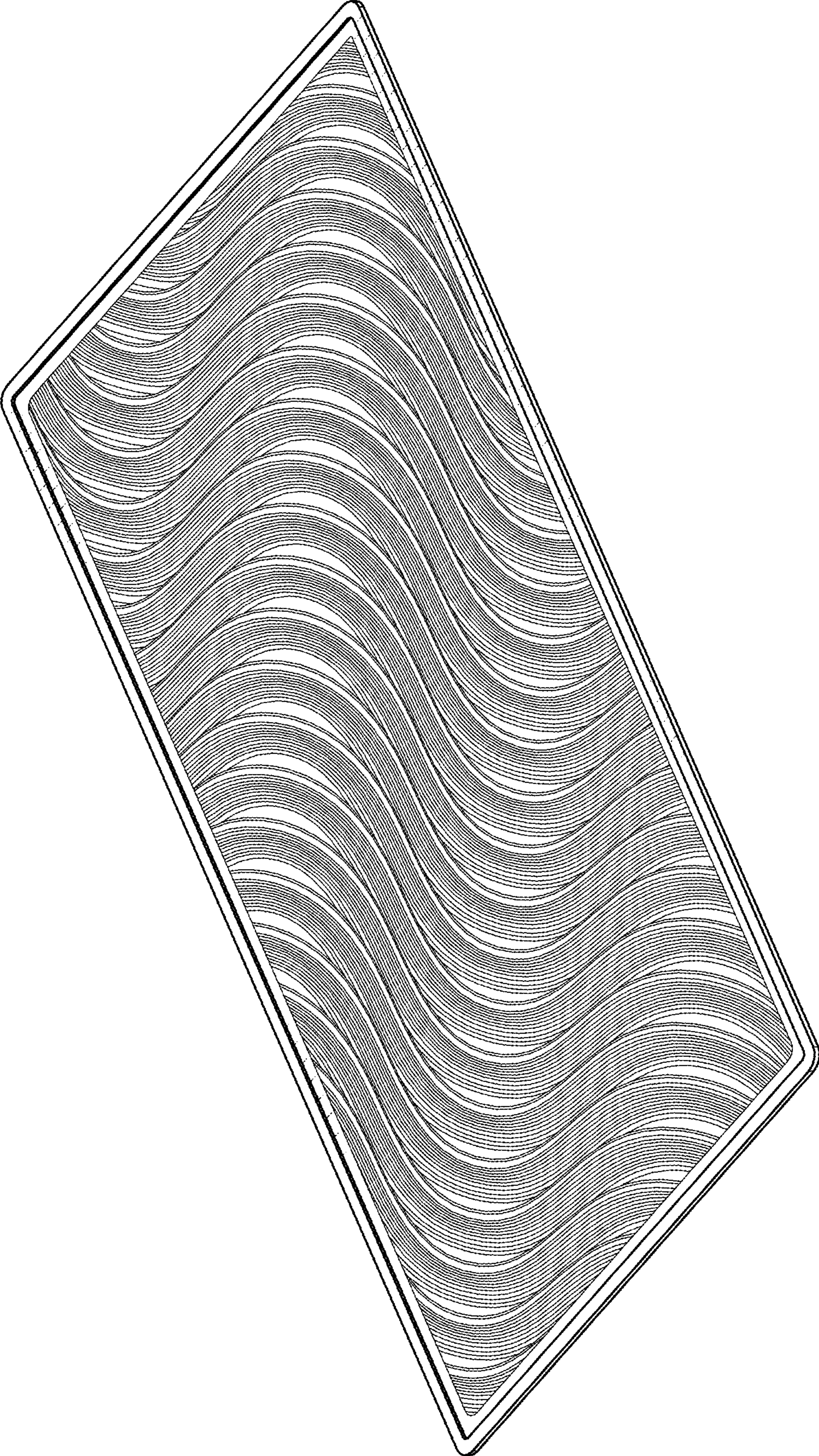


FIG. 1




FIG. 2




FIG. 3



FIG. 5



FIG. 4



FIG. 6



FIG. 7