



US00D879501S

(12) **United States Design Patent**
Illouz

(10) **Patent No.:** **US D879,501 S**

(45) **Date of Patent:** **** Mar. 31, 2020**

(54) **WALL MOUNT**

(71) Applicant: **Shalom Illouz**, Los Angeles, CA (US)

(72) Inventor: **Shalom Illouz**, Los Angeles, CA (US)

(**) Term: **15 Years**

(21) Appl. No.: **29/656,925**

(22) Filed: **Jul. 17, 2018**

(51) **LOC (12) Cl.** **06-04**

(52) **U.S. Cl.**
USPC **D6/553**

(58) **Field of Classification Search**
USPC D6/553, 300, 301, 30; D8/349, 353, 354,
D8/355, 356, 358, 360.1, 363, 364, 366,
D8/371, 404, 499, 35; D10/104.1, 106.1,
D10/106.2, 106.3, 106.4, 106.5, 106.6,
D10/106.7, 106.8, 106.9, 108, 109.1,
D10/109.2, 121, 123, 124, 125; D13/152;
D14/209, 224, 229, 238, 447, 239, 432;
248/274.1, 284.1, 279.1
CPC H02G 3/12; F16M 13/02
See application file for complete search history.

(56) **References Cited**

U.S. PATENT DOCUMENTS

D561,561 S * 2/2008 Wohlford D8/354
D563,896 S * 3/2008 Greenslate D10/104.1
D713,828 S * 9/2014 Stifal D14/239
8,881,468 B2 * 11/2014 McMullen E06B 1/62
248/224.8
D720,358 S * 12/2014 Ginsterblum D14/447

D823,616 S * 7/2018 Questel D6/553
10,014,674 B1 * 7/2018 Illouz H02G 3/12
D860,025 S * 9/2019 Illouz D10/106.2

* cited by examiner

Primary Examiner — Wan Laymon

Assistant Examiner — Mark Booker

(74) *Attorney, Agent, or Firm* — Cotman IP Law Group,
PLC


(57) **CLAIM**

The ornamental design for a wall mount, as shown and described.

DESCRIPTION

FIG. 1 is a perspective view of a wall mount showing the new design;
FIG. 2 is a front elevation view of the wall mount;
FIG. 3 is a front elevation view of the wall mount with a dimmer switch;
FIG. 4 is a perspective view of another embodiment of a wall mount;
FIG. 5 is a front view of another embodiment of the wall mount;
FIG. 6 is a perspective view of another embodiment of a wall mount;
FIG. 7 is a front view of another embodiment of the wall mount;
FIG. 8 is a perspective view of another embodiment of a wall mount; and,
FIG. 9 is a front view of another embodiment of the wall mount.
The broken lines shown in the figures represent portions of the wall mount that form no part of the claimed design.

1 Claim, 9 Drawing Sheets






FIG. 1

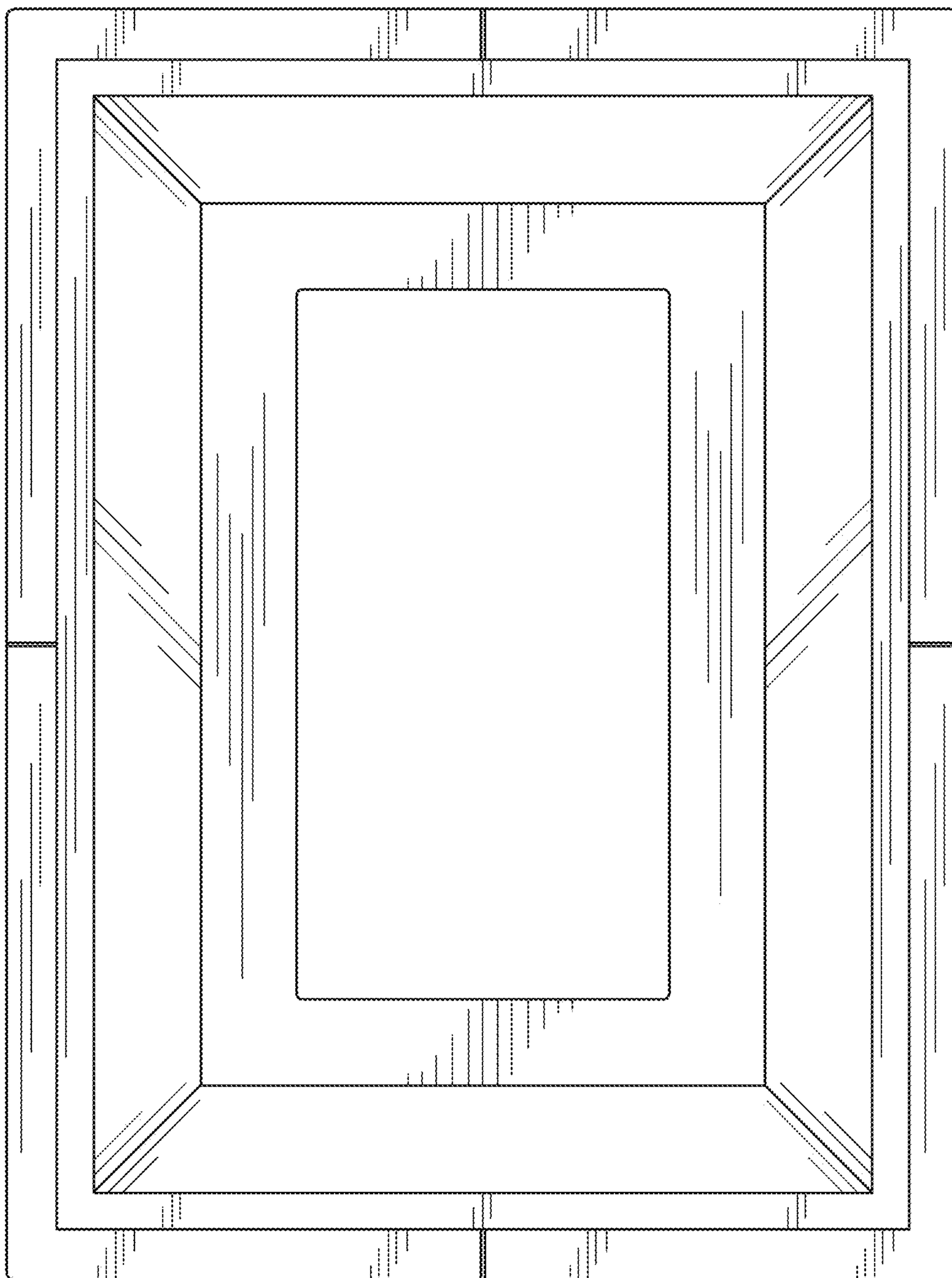


FIG. 2

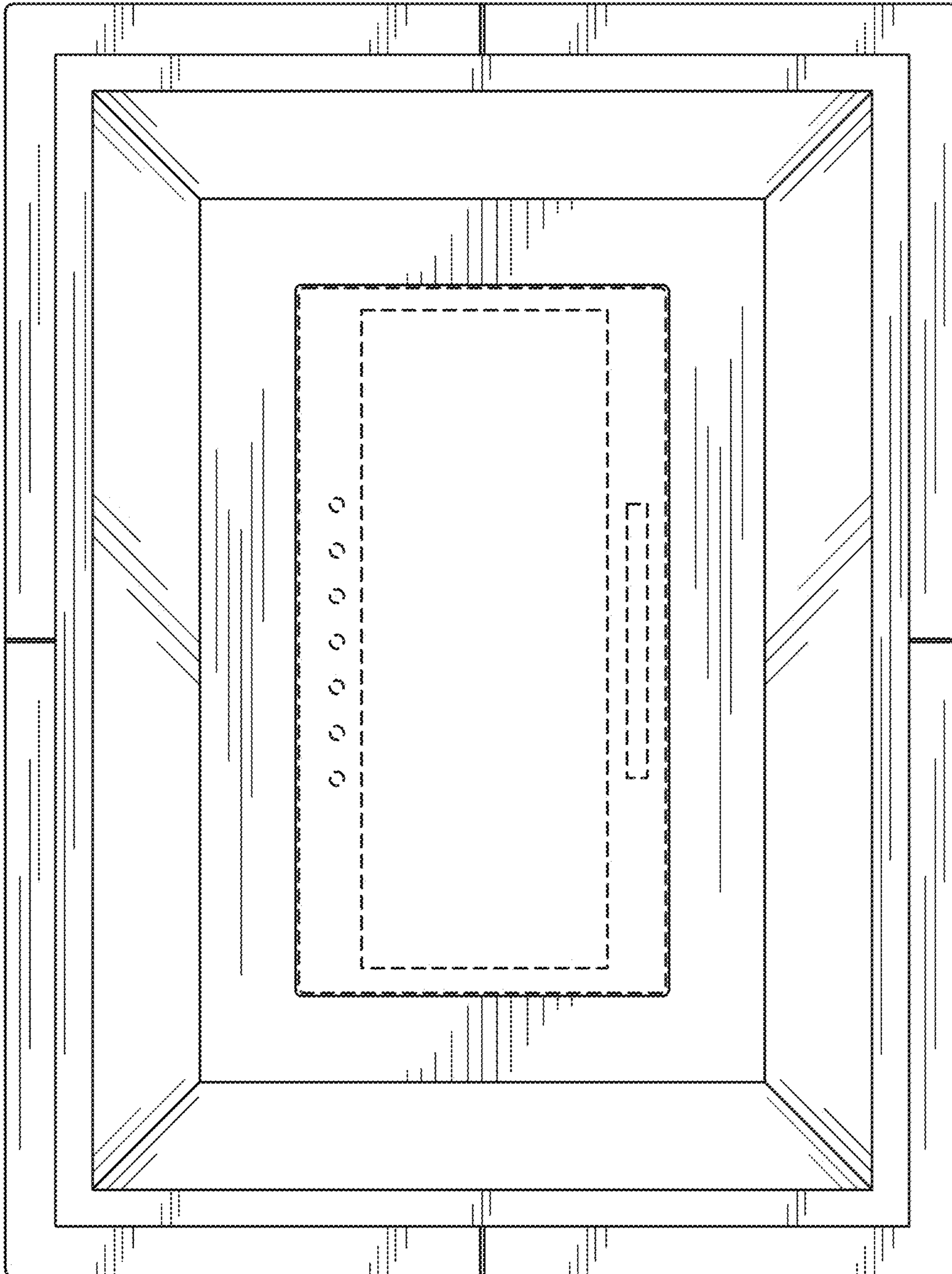


FIG. 3

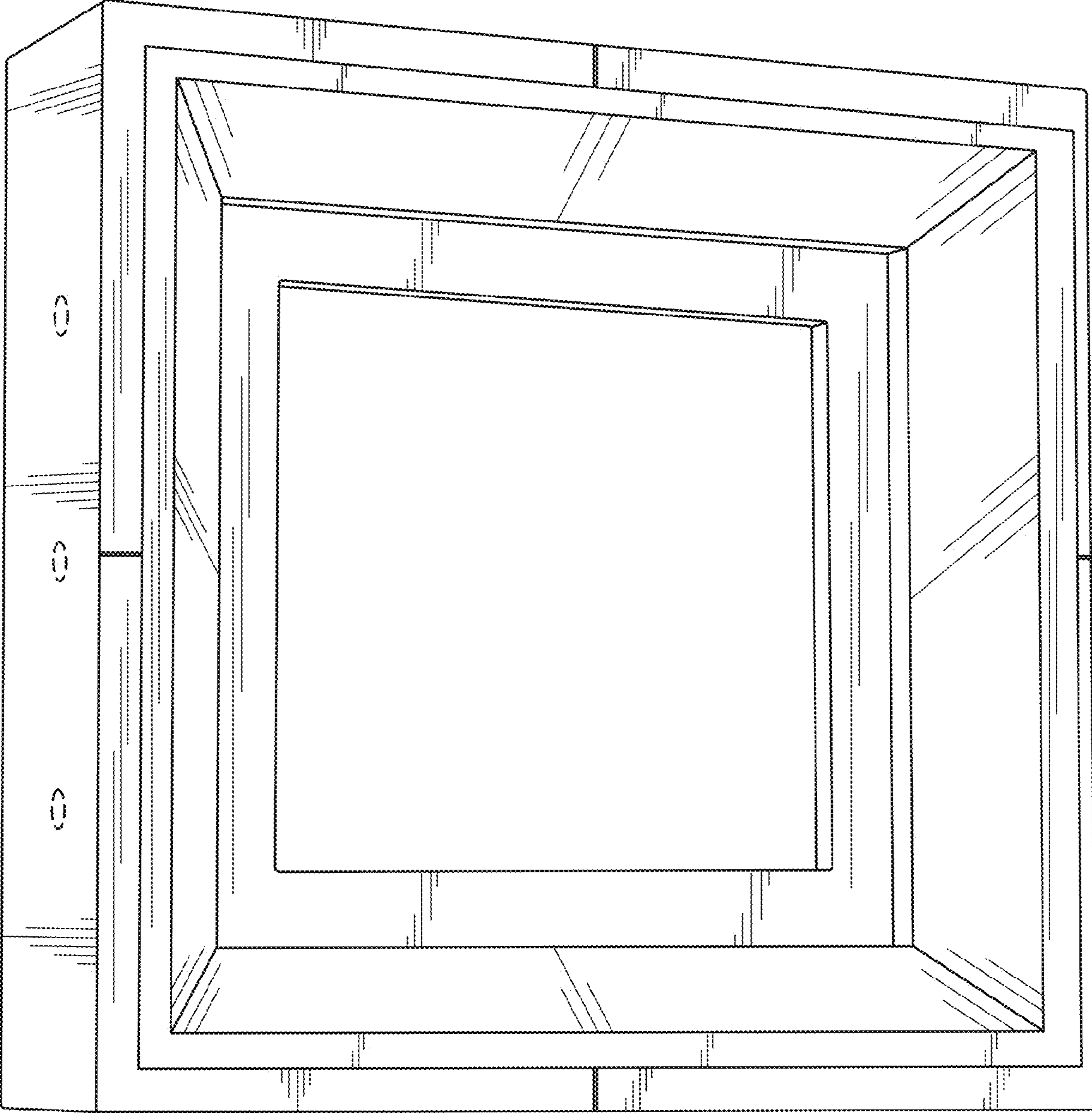


FIG. 4




FIG. 5




FIG. 6




FIG. 7

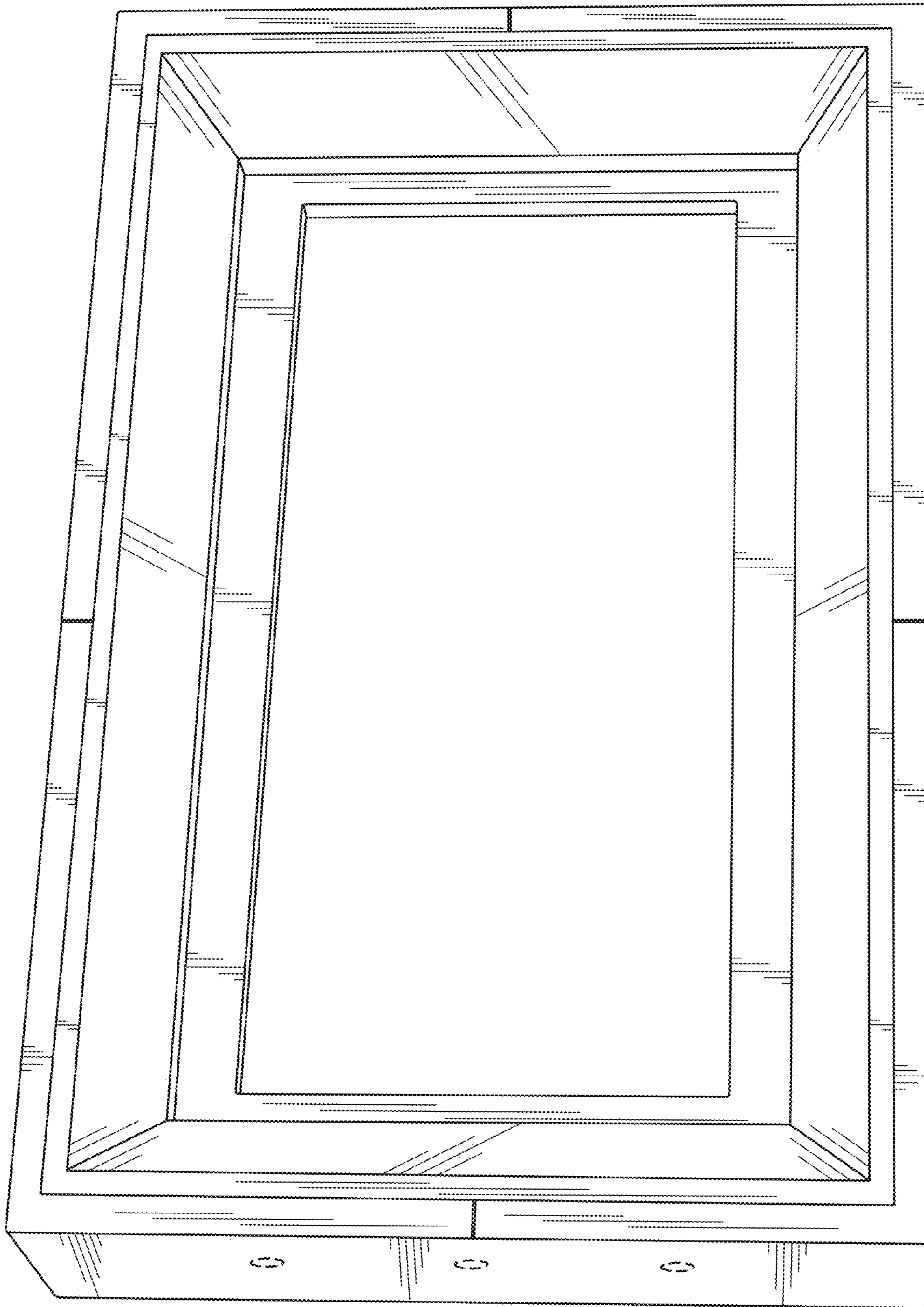


FIG. 8

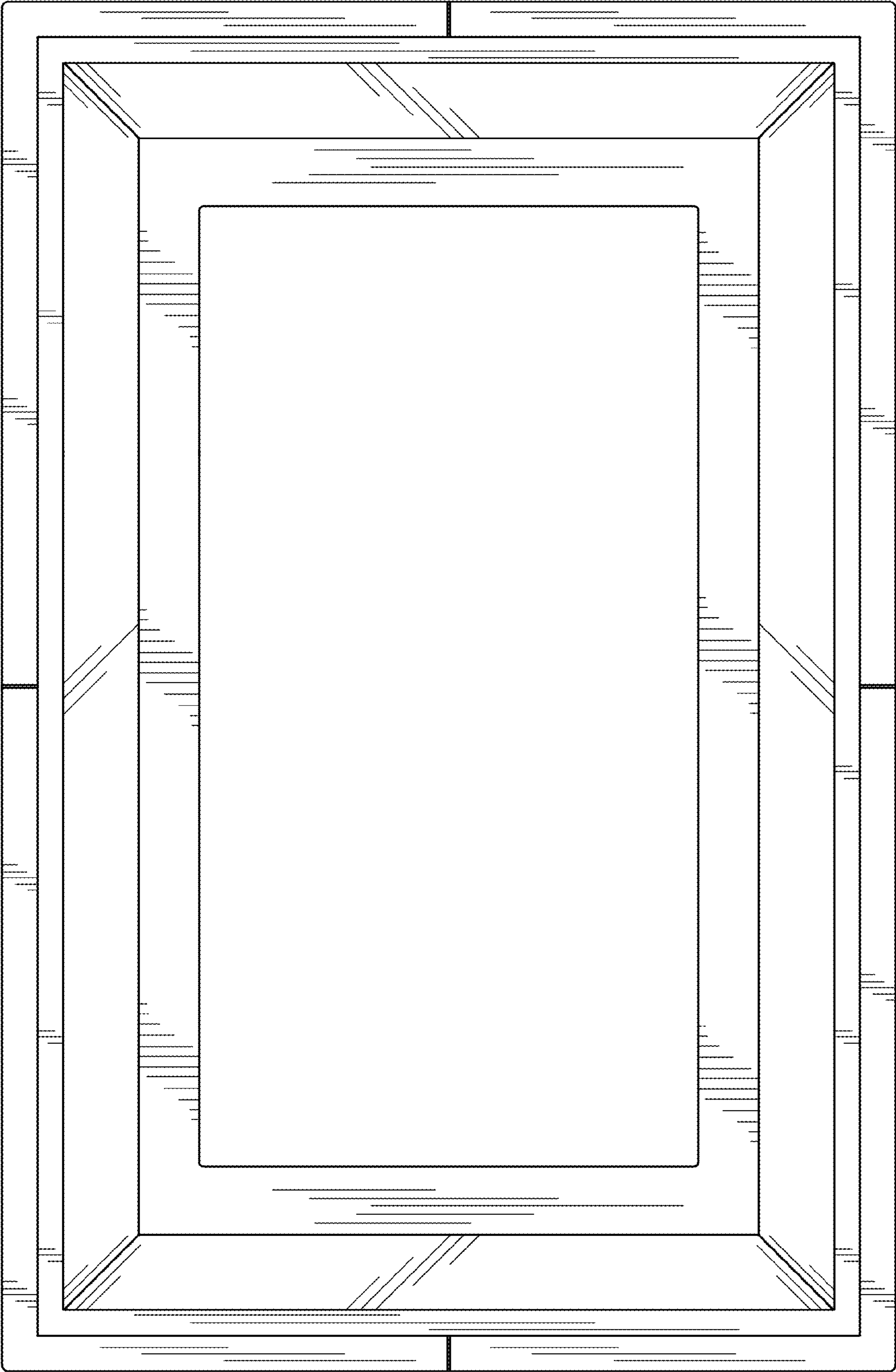


FIG. 9