



US00D879495S

(12) **United States Design Patent** (10) **Patent No.:** **US D879,495 S**
Lee (45) **Date of Patent:** **** Mar. 31, 2020**

(54) **MASSAGE CHAIR**
(71) Applicant: **BODYFRIEND Co., Ltd.**, Seoul (KR)
(72) Inventor: **Kyuyoung Lee**, Uiwang-si (KR)
(73) Assignee: **BODYFRIEND CO., LTD.**, Seoul (KR)
(**) Term: **15 Years**

D704,947 S * 5/2014 Zhou Honglie D6/367
D705,562 S * 5/2014 Ouchi D6/367
D772,593 S * 11/2016 Le D6/367
9,532,920 B2 * 1/2017 Wang A61H 15/0078
D787,213 S * 5/2017 Lek D6/367
D796,219 S * 9/2017 Lin D6/367
D815,447 S * 4/2018 Horinoe D6/367
D852,528 S * 7/2019 Ci D6/367
10,441,497 B2 * 10/2019 Yoshida A61H 9/0078
D869,182 S * 12/2019 Lin D6/367
2010/0198120 A1 * 8/2010 Tago A61H 1/0237
601/134

(21) Appl. No.: **29/667,049**

(Continued)

(22) Filed: **Oct. 18, 2018**

OTHER PUBLICATIONS

(30) **Foreign Application Priority Data**

May 30, 2018 (KR) 30-2018-0025286

Ilbo, Jungang. "The reason why the world-class supercar lamborghini joined the bodyfriend" Aug. 28, 2018, news.joins.com, site visited Jan. 16, 2020 <<https://news.joins.com/article/22685503?cloc=joongang%7Chome%7Csubtop>> (Year: 2018).*

(51) **LOC (12) Cl.** **06-01**

(52) **U.S. Cl.**
USPC **D6/367**

Primary Examiner — Kevin K Rudzinski
Assistant Examiner — Paul D Bohannon
(74) *Attorney, Agent, or Firm* — Ladas & Parry LLP

(58) **Field of Classification Search**
USPC D6/333, 334, 335, 339, 356, 364, 367,
D6/601, 716.4, 717; D12/333; D16/237
CPC B60N 2/26; B60N 2/286; B60N 2/976;
B60N 2/2812; B60N 2/2821; B60N
2/2851; B60N 2/2869; B60N 2/2872;
B60N 2/2875; B60N 2/2878; B60N
2/2881; B60N 2002/024; A47C 7/506;
A47D 1/002; B60R 21/2072; A61H 1/02;
A61H 9/00; A61H 15/00

See application file for complete search history.

(57) **CLAIM**

I claim the ornamental design for a massage chair, as shown and described.

(56) **References Cited**

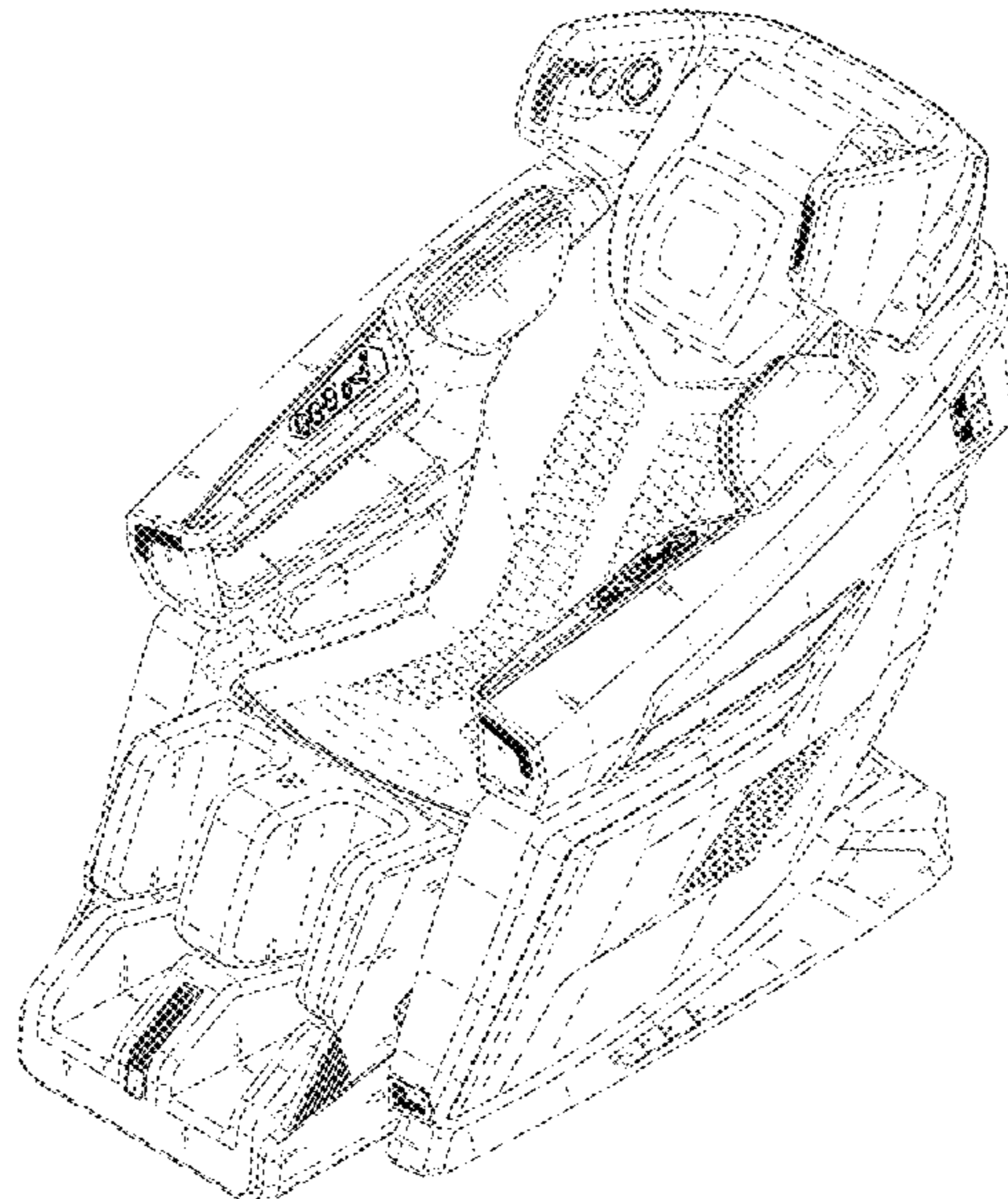
U.S. PATENT DOCUMENTS

D502,817 S * 3/2005 Inada D6/367
D577,923 S * 10/2008 Kita D6/367
D609,932 S * 2/2010 Lee D6/367
D613,099 S * 4/2010 Tran D6/367
D653,468 S * 2/2012 Hsieh D6/367
D699,961 S * 2/2014 Le D6/367

DESCRIPTION

FIG. 1 is a front perspective view of a massage chair showing our new design;
FIG. 2 is a front view thereof;
FIG. 3 is a rear view thereof;
FIG. 4 is a left-side view thereof;
FIG. 5 is a right-side view thereof;
FIG. 6 is a top view thereof; and,
FIG. 7 is a bottom view thereof.
The broken lines in the figures show portions of a massage chair which form no part of the claimed design.

1 Claim, 7 Drawing Sheets



(56)

References Cited

U.S. PATENT DOCUMENTS

2015/0051526 A1* 2/2015 Wang A47C 7/70
601/99
2017/0181920 A1* 6/2017 Okamoto A47C 1/00

* cited by examiner

FIG. 1

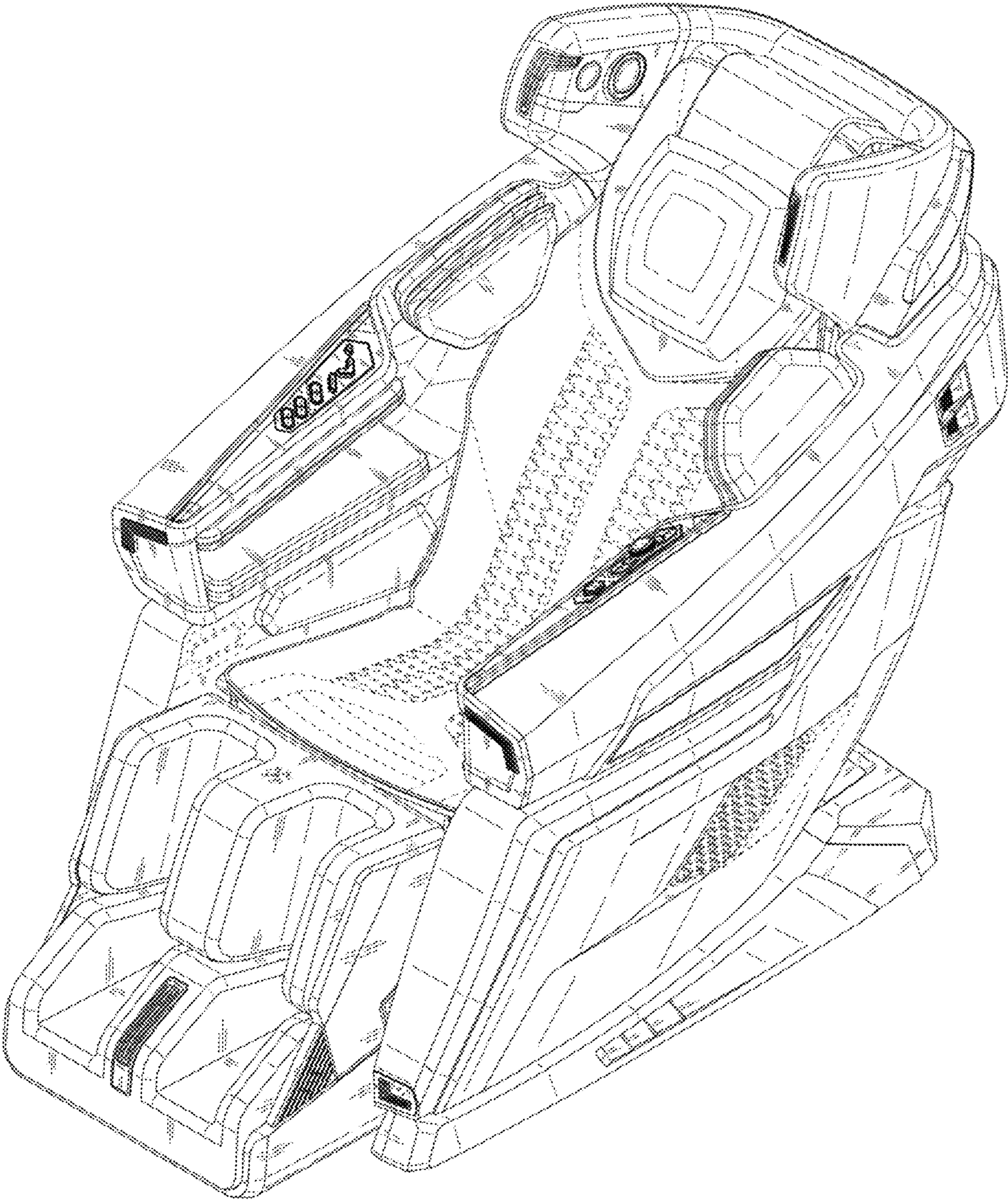


FIG. 2

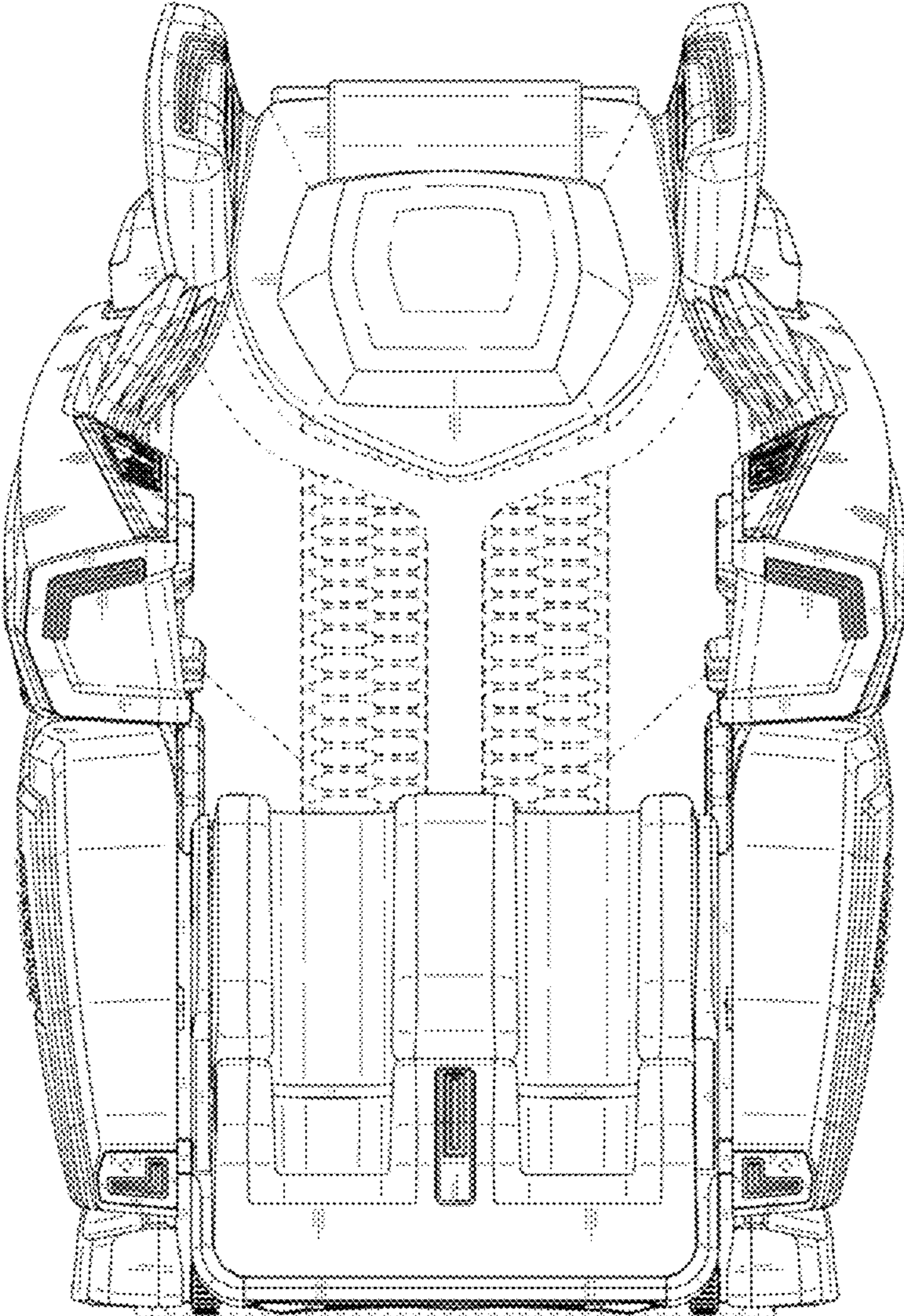


FIG. 3

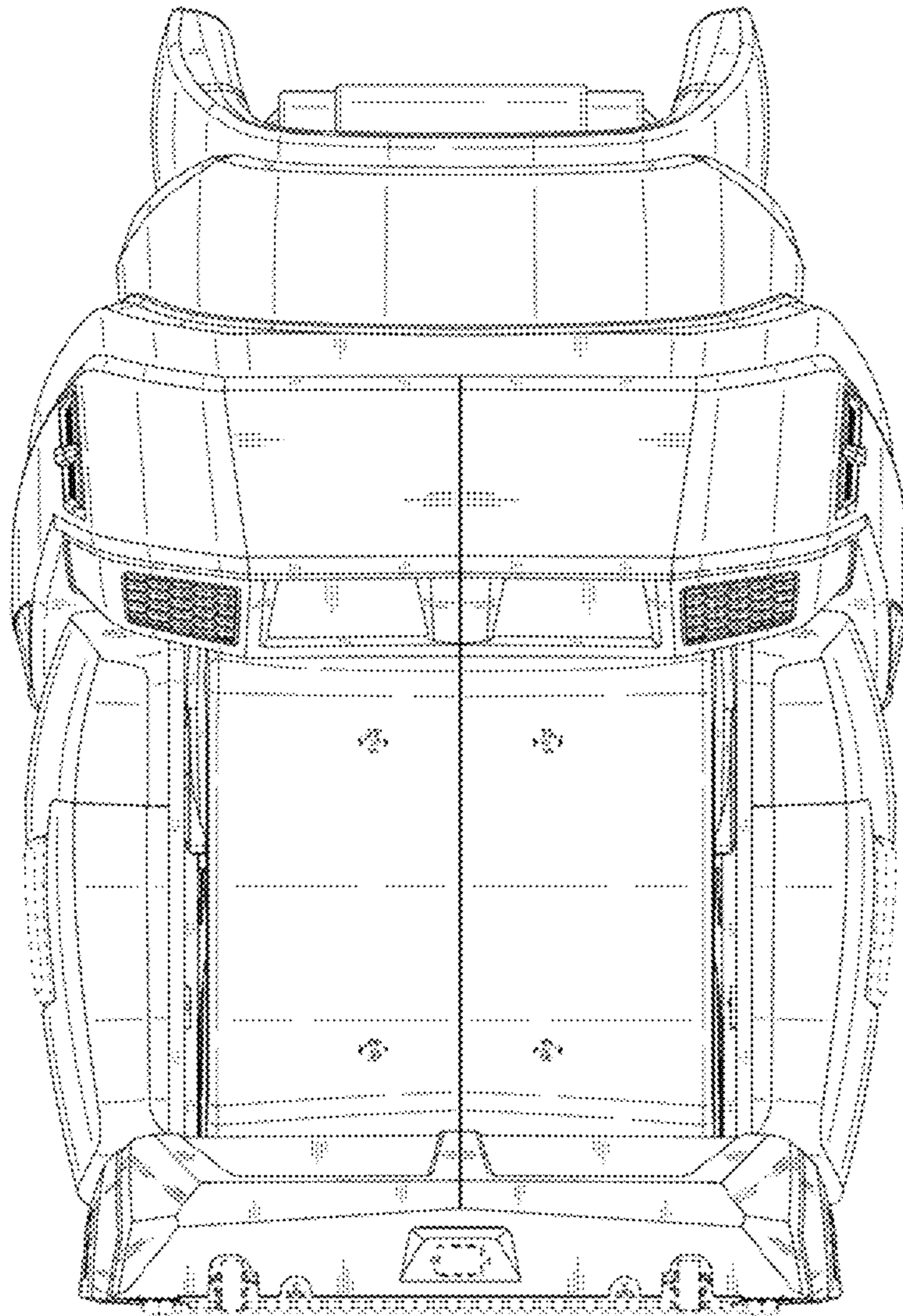


FIG. 4

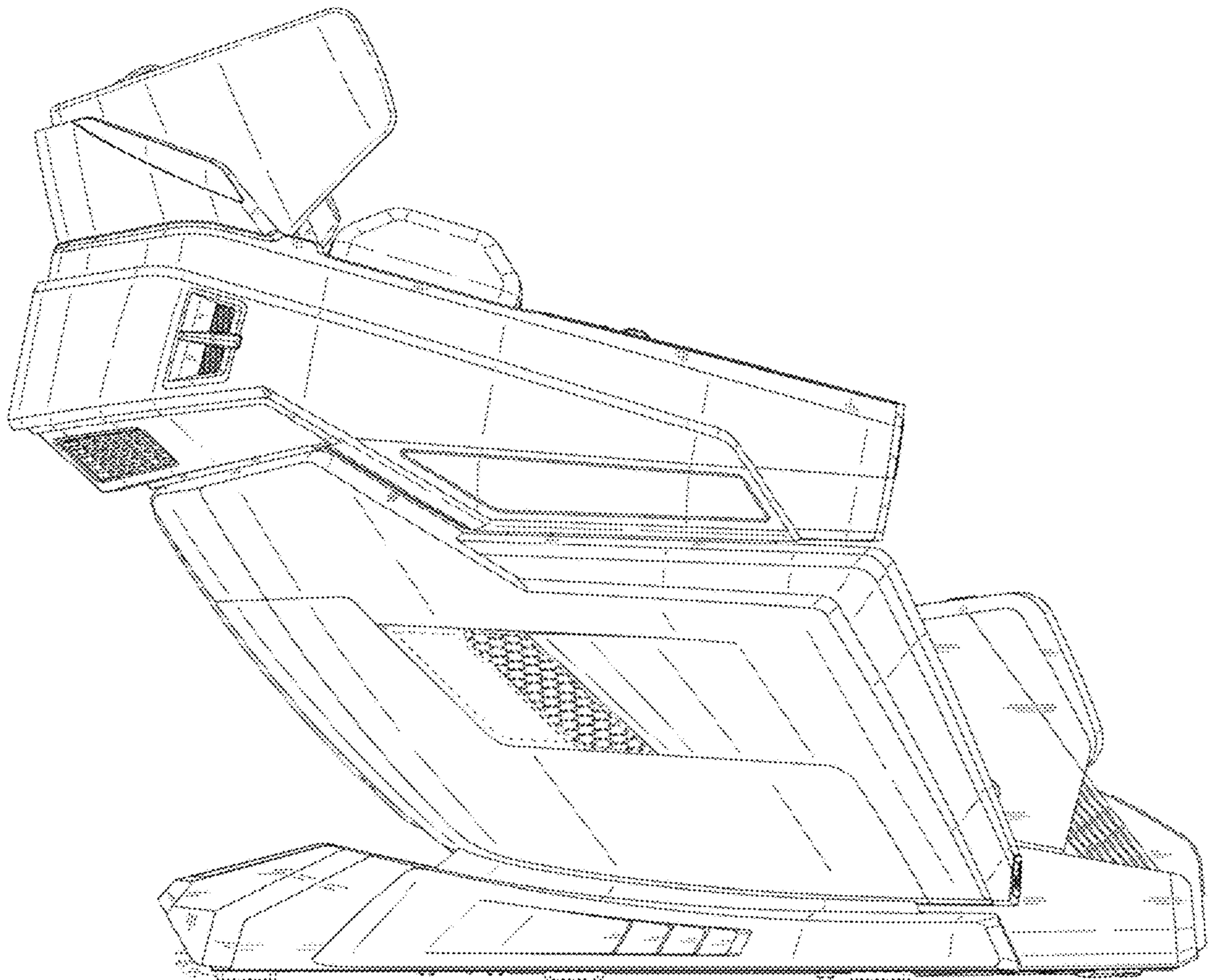


FIG. 5

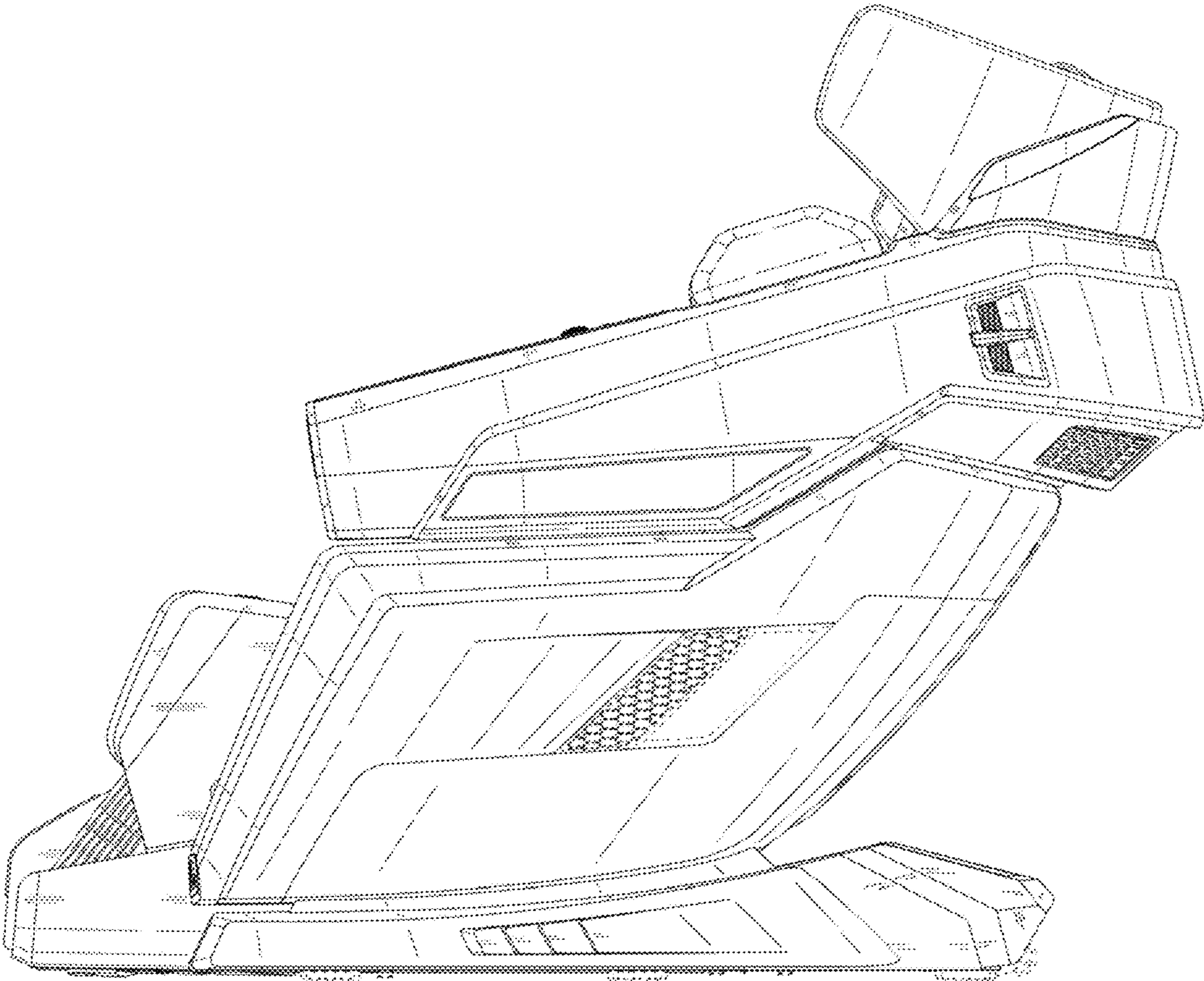


FIG. 6

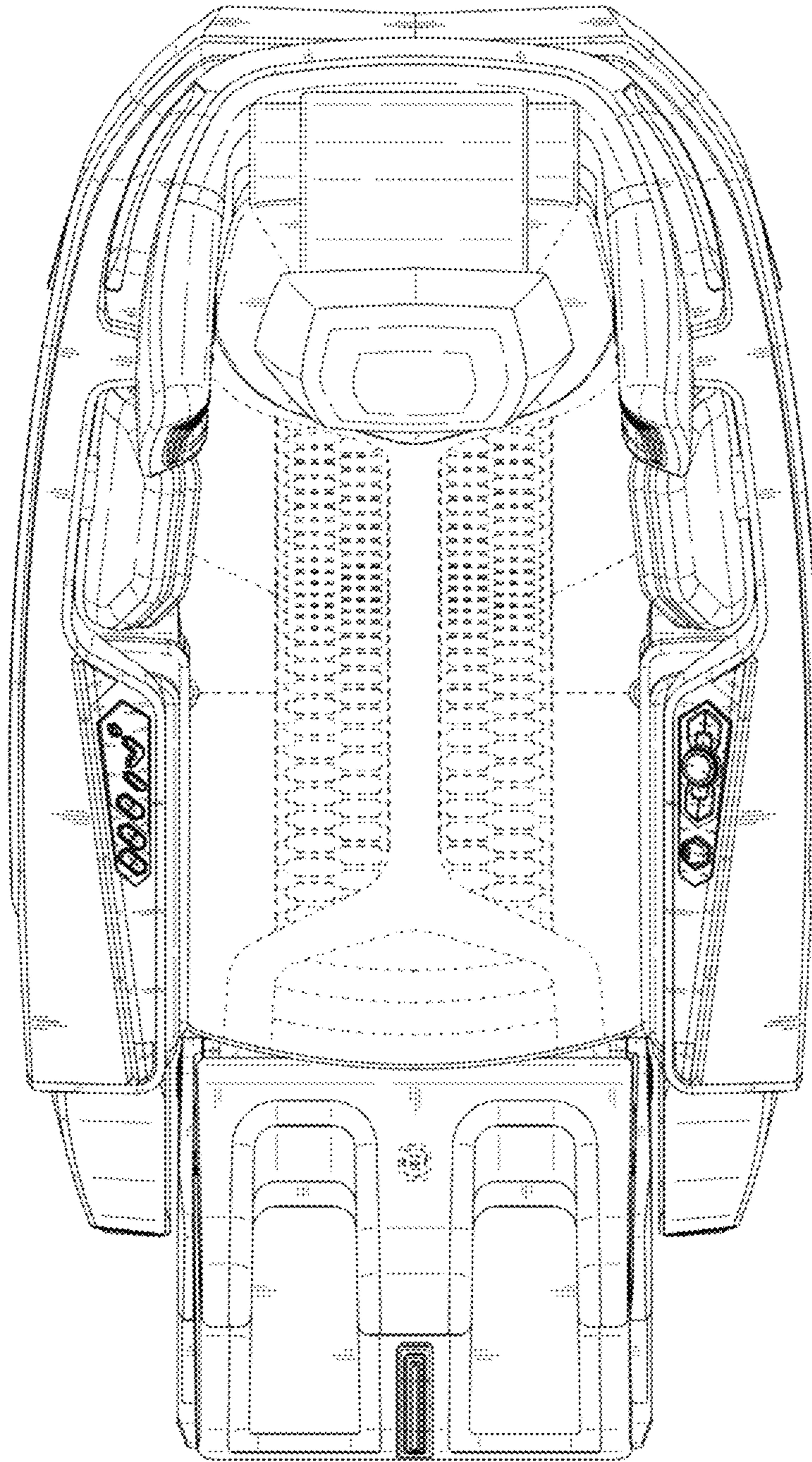


FIG. 7

