



US00D879455S

(12) **United States Design Patent** (10) **Patent No.:** **US D879,455 S**
Petrenka (45) **Date of Patent:** **** Mar. 31, 2020**

(54) **SHOE**
(71) Applicant: **NIKE, Inc.**, Beaverton, OR (US)
(72) Inventor: **Dylan Petrenka**, Portland, OR (US)
(73) Assignee: **NIKE, Inc.**, Beaverton, OR (US)
(**) Term: **15 Years**
(21) Appl. No.: **29/681,230**
(22) Filed: **Feb. 22, 2019**
(51) **LOC (12) Cl.** **02-04**
(52) **U.S. Cl.**
USPC **D2/972**
(58) **Field of Classification Search**
USPC D2/896, 897, 902, 904, 906-908, 946,
D2/969, 972-974; D5/47, 49, 50, 53, 54,
D5/56, 60
CPC ... A43B 13/181; A43B 13/141; A43B 13/186;
A43B 13/188; A43B 23/00; A43B 23/02;
A43B 5/00; A43B 23/26; A43B 1/04;
A43B 11/14; A43B 7/00; A43B 3/12;
A43C 3/00; A43C 5/00; A43C 7/00;
A43C 11/004
See application file for complete search history.

D444,938 S 7/2001 Smith
D446,004 S 8/2001 Burt
D468,089 S 1/2003 Smith
D483,938 S * 12/2003 Laberge D2/973
D486,301 S 2/2004 Koo
D494,348 S 8/2004 Selbiger
D494,353 S 8/2004 McDowell
D536,866 S * 2/2007 Cass D2/972
D553,343 S * 10/2007 Fullum D2/972
D561,446 S * 2/2008 Belley D2/969
D578,287 S * 10/2008 Schoenborn D2/969
D596,389 S 7/2009 Avar
D600,900 S * 9/2009 St-Louis D2/969
D636,577 S * 4/2011 Chung D2/972
D636,578 S * 4/2011 Young D2/972
D636,593 S 4/2011 Henrichot
D636,594 S 4/2011 Henrichot
D642,366 S 8/2011 Fuhrer
D648,116 S 11/2011 Avar
D661,885 S 6/2012 Williams, Jr.
D661,886 S 6/2012 Williams, Jr.
D694,514 S 12/2013 Pizzuti
D696,851 S 1/2014 Young
D782,808 S 4/2017 Hurayt
D798,578 S 10/2017 Remy

(Continued)

Primary Examiner — Dominic V Simone
(74) *Attorney, Agent, or Firm* — Banner & Witcoff, Ltd.


(57) **CLAIM**
The ornamental design for a shoe, as shown and described.

(56) **References Cited**
U.S. PATENT DOCUMENTS
D287,301 S 12/1986 Tong
D298,982 S 12/1988 Lussier
D299,583 S 1/1989 Tong
D310,292 S * 9/1990 Selbiger D2/969
D347,519 S 6/1994 Worthington
D373,463 S 9/1996 Greene
D380,079 S 6/1997 Greene
D385,401 S 10/1997 Avar
D397,859 S * 9/1998 Cass D2/972
D421,331 S 3/2000 Mervar et al.

DESCRIPTION

FIG. 1 is a side view of a shoe showing my new design; FIG. 2 is a front perspective view thereof; and, FIG. 3 is a rear perspective view thereof. The broken lines immediately adjacent to the shaded areas define the bounds of the claimed design and form no part thereof. The broken lines depicting the remainder of the shoe show features that form no part of the claimed design.

1 Claim, 3 Drawing Sheets



(56)

References Cited

U.S. PATENT DOCUMENTS

D820,579 S	6/2018	Pauk	
D820,580 S	6/2018	Pauk	
D854,808 S *	7/2019	Hernandez	D2/972
D854,811 S *	7/2019	Schultze	D2/973
D860,620 S *	9/2019	Reyes	D2/972

* cited by examiner



FIG. 1

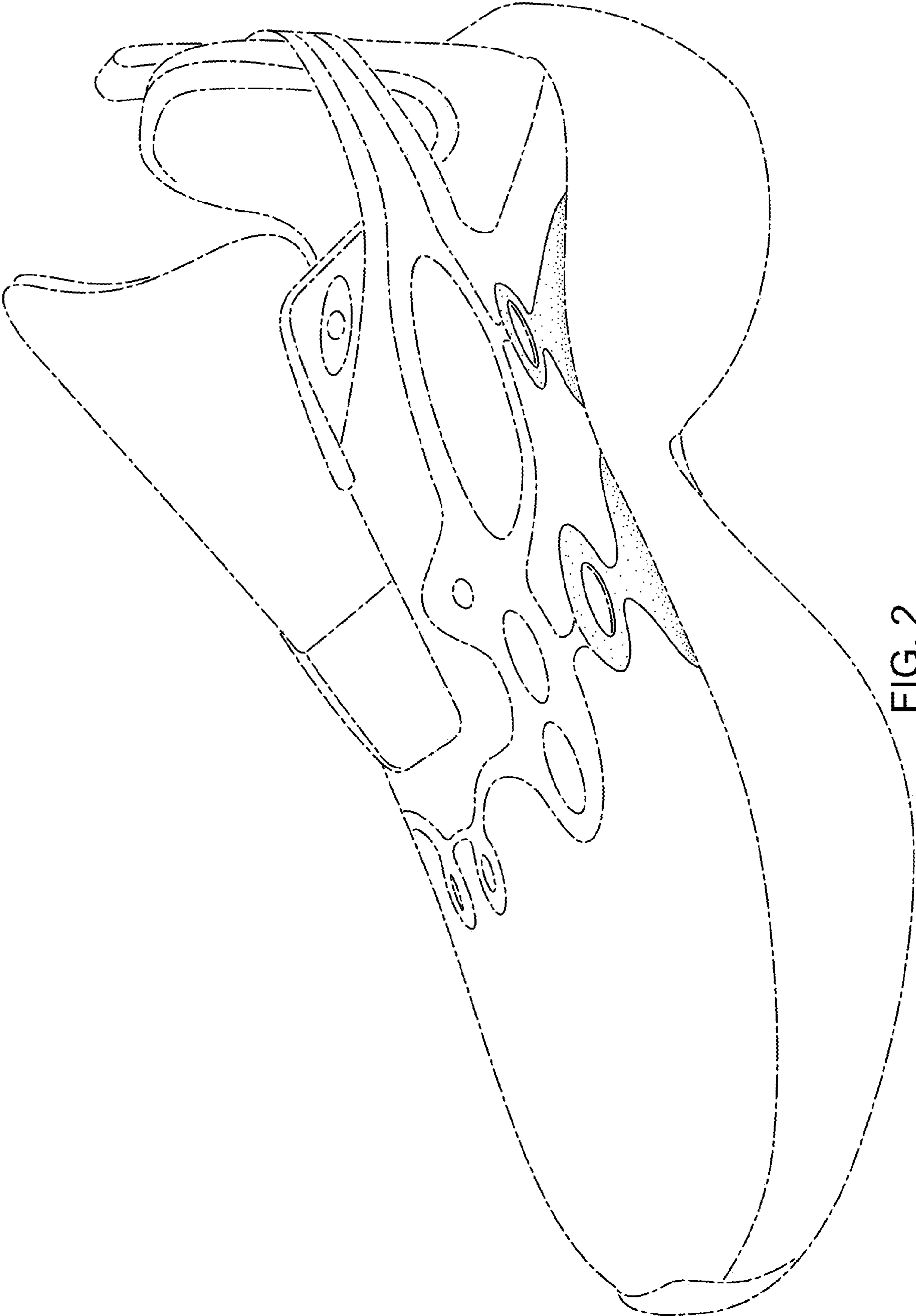


FIG. 2

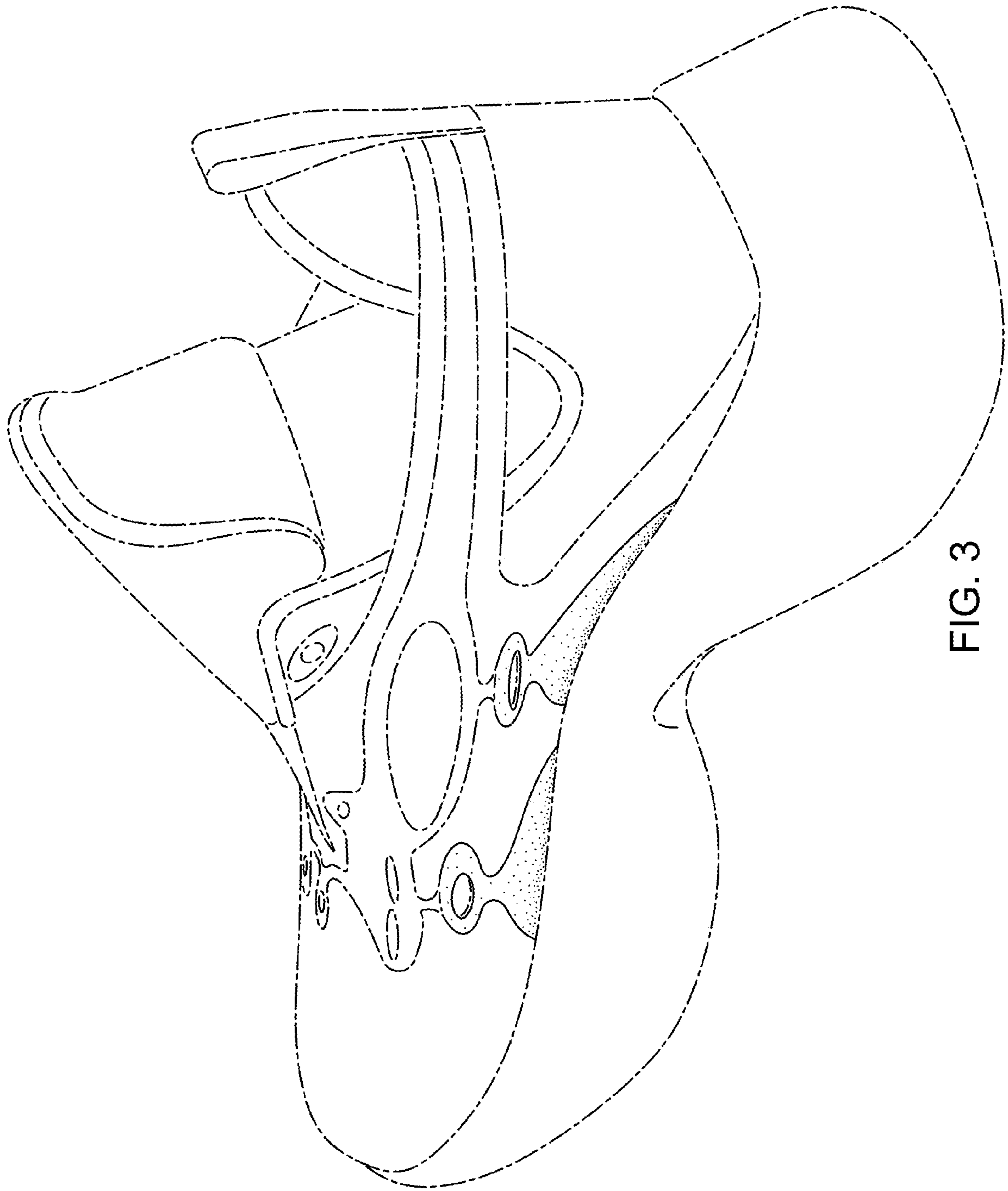


FIG. 3