



US00D879447S

(12) **United States Design Patent**
Ard

(10) **Patent No.:** **US D879,447 S**
(45) **Date of Patent:** **** Mar. 31, 2020**

(54) **SHOE UPPER**

(71) Applicant: **Skechers U.S.A., Inc. II**, Manhattan Beach, CA (US)

(72) Inventor: **Aislin Ard**, Ranchos Palos Verdes, CA (US)

(73) Assignee: **Skechers U.S.A., Inc. II**, Manhattan Beach, CA (US)

(**) Term: **15 Years**

(21) Appl. No.: **29/714,663**

(22) Filed: **Nov. 25, 2019**

D110,244 S *	6/1938	Epstein	D2/935
D112,052 S *	11/1938	Calderazzo	D2/936
D112,832 S	1/1939	Cohn		
D113,644 S	3/1939	Weiner		
D113,750 S *	3/1939	Macht	D2/935
D115,872 S *	7/1939	Epstein	D2/939
D115,873 S *	7/1939	Epstein	D2/939
D116,223 S *	8/1939	Epstein	D2/935
D116,429 S *	8/1939	Greenblatt	D2/942
D117,209 S *	10/1939	Wasserman	D2/935
D117,931 S *	12/1939	Lippert	D2/935
D124,841 S *	1/1941	Levin	D2/939
D150,731 S *	8/1948	Sandler	D2/929
D174,663 S *	5/1955	Stock et al.	D2/936
D273,627 S *	5/1984	Huberman	D2/907
D514,301 S *	2/2006	Kelsey	D2/971
D524,022 S *	7/2006	Kelsey	D2/971
D525,020 S *	7/2006	Kelsey	D2/971

(Continued)

Related U.S. Application Data

(62) Division of application No. 29/695,520, filed on Jun. 19, 2019.

(51) **LOC (12) Cl.** **04-04**

(52) **U.S. Cl.**
USPC **D2/971**

(58) **Field of Classification Search**
USPC D2/896, 902, 906-908, 923, 925-942, D2/946, 969, 971; D5/47, 49, 50, 53, 54, D5/56, 60
CPC ... A43B 13/181; A43B 13/141; A43B 13/186; A43B 13/188; A43B 23/00; A43B 23/02; A43B 5/00; A43B 23/26; A43B 1/04; A43B 11/14; A43B 7/00; A43B 3/12; A43C 3/00; A43C 5/00; A43C 7/00; A43C 11/004
See application file for complete search history.

(56) **References Cited**

U.S. PATENT DOCUMENTS

D99,834 S *	5/1936	Troy	D2/939
D105,062 S *	6/1937	Odenrants	D2/935
D108,134 S *	1/1938	Weinstat	D2/971

Primary Examiner — Dominic V Simone

(74) *Attorney, Agent, or Firm* — Marshall A. Lerner; Marvin H. Kleinberg; Kleinberg & Lerner, LLP

(57) **CLAIM**

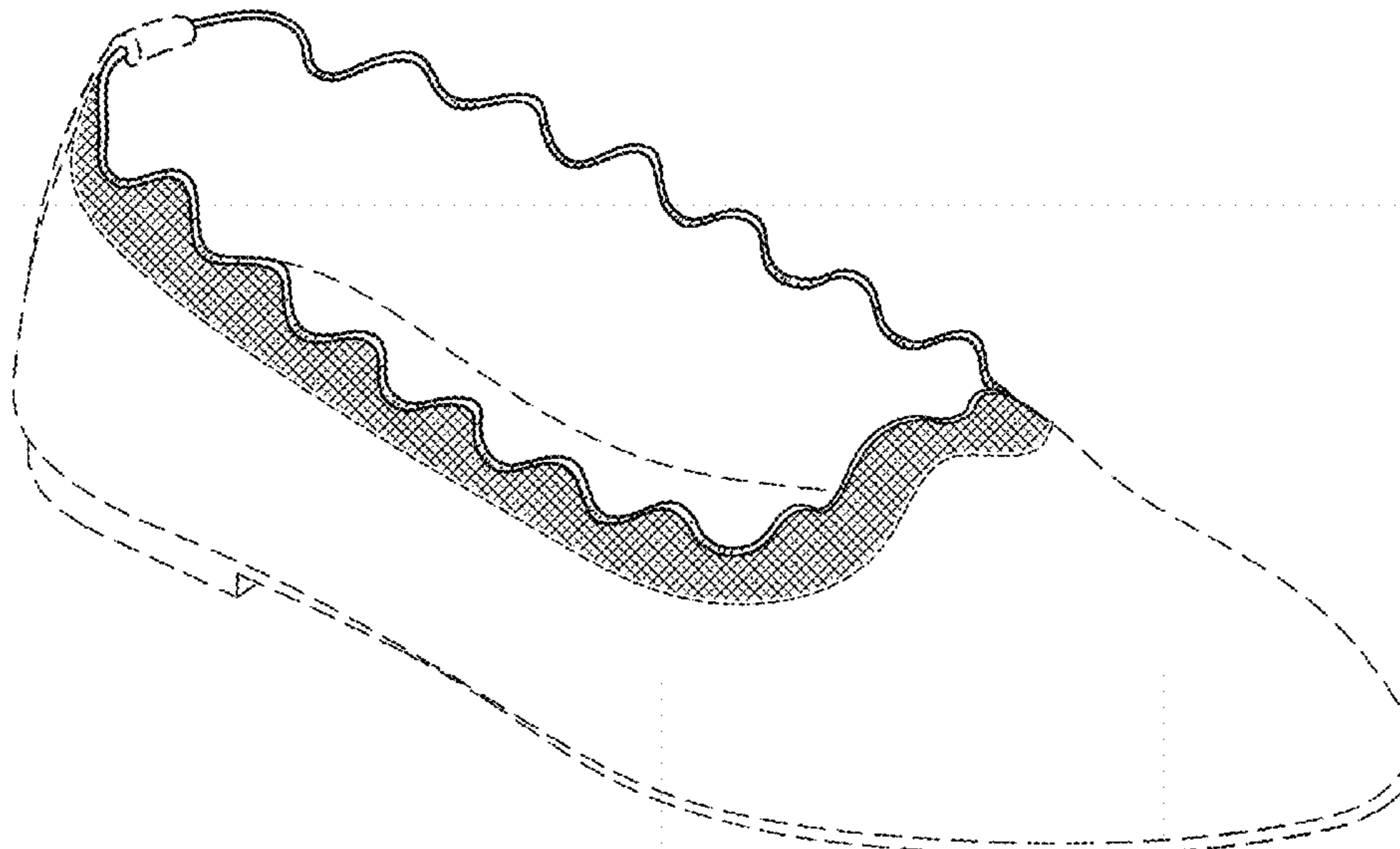
The ornamental design for a shoe upper, as shown and described.

DESCRIPTION

FIG. 1 is a perspective view of a knit shoe upper in accordance with my new design.
FIG. 2 is a left side view thereof;
FIG. 3 is a right side view thereof;
FIG. 4 is a top view thereof;
FIG. 5 is a bottom view thereof;
FIG. 6 is a rear view thereof; and,
FIG. 7 is a front view thereof.

The broken lines shown in the drawings represent portions of the shoe upper, Midsole Periphery and Outsole Bottom that form no part of the claimed design. The cross-hatched shading in FIGS. 1, 2, 3, 4, 6, and 7 represents a knit material that forms the footwear upper.

1 Claim, 6 Drawing Sheets



(56)

References Cited

U.S. PATENT DOCUMENTS

D525,418 S	*	7/2006	Kelsey	D2/971
D571,548 S	*	6/2008	Seamans	D2/925
D660,565 S	*	5/2012	Della Valle	D2/925
D668,850 S	*	10/2012	Pozzi	D2/925
D755,487 S		5/2016	Gavrieli et al.	
D756,084 S		5/2016	Gavrieli et al.	
D758,052 S		6/2016	Gavrieli et al.	
D797,415 S	*	9/2017	Slimane	D2/936
D844,313 S	*	4/2019	Hawthornwaite	D2/971
D846,844 S	*	4/2019	Gavrieli	D2/939

* cited by examiner

FIG. 1

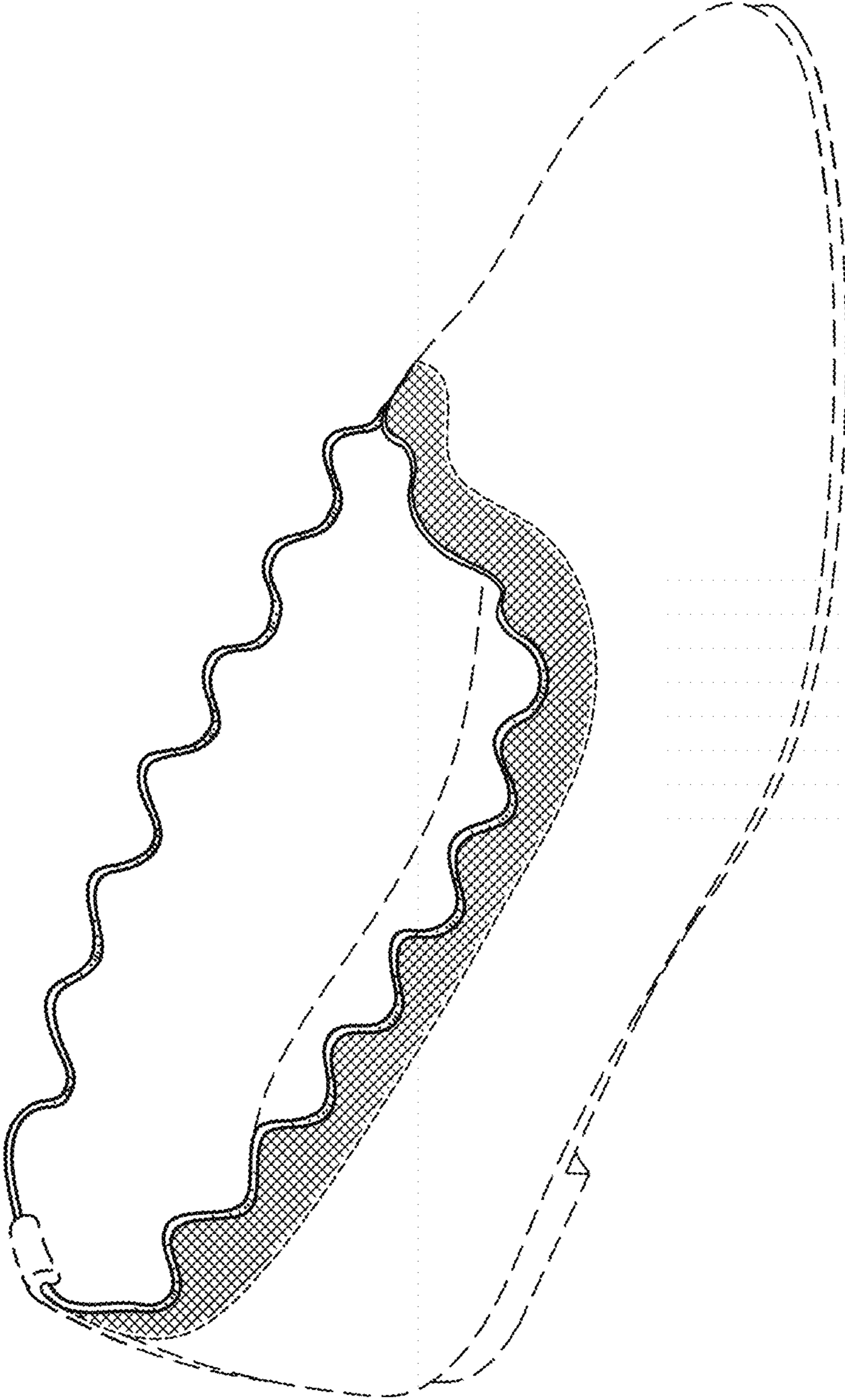


FIG. 2

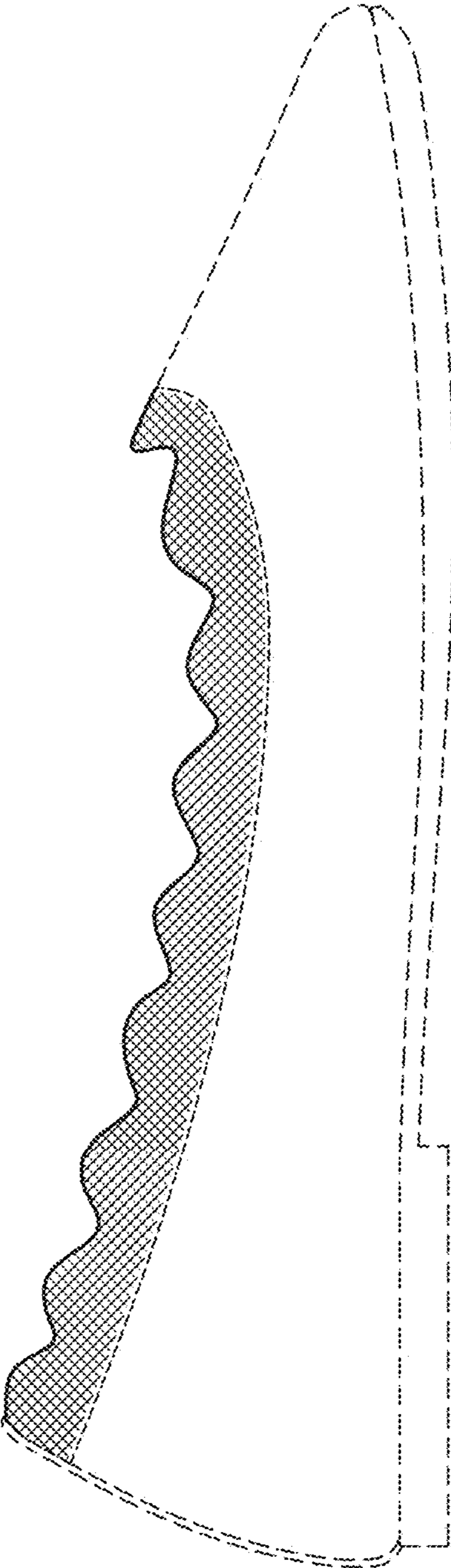


FIG. 3

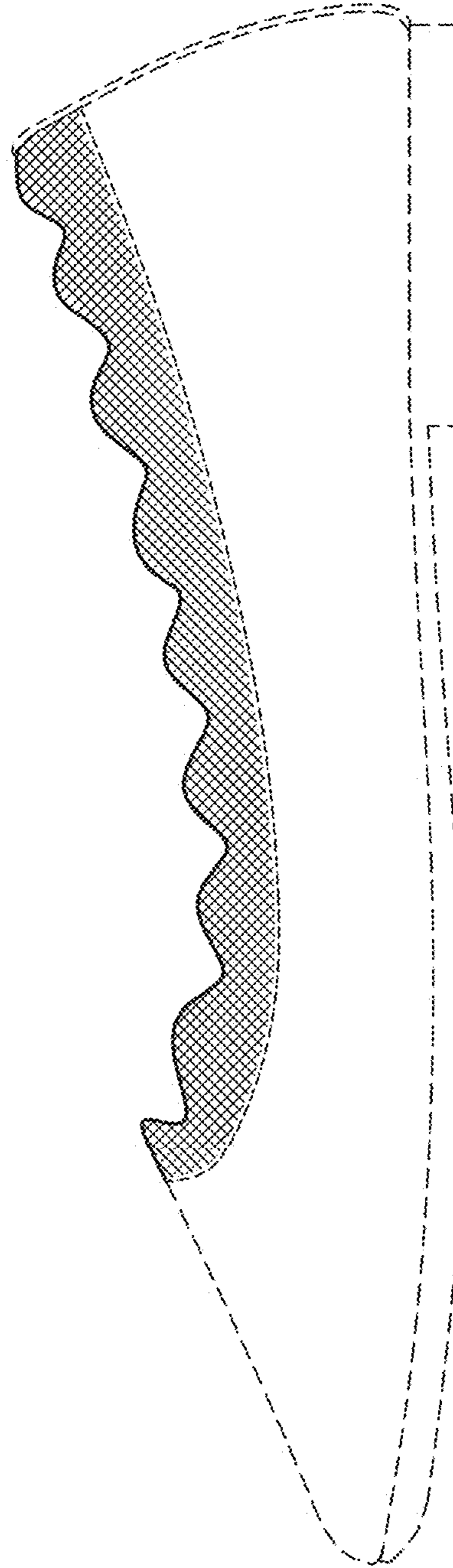


FIG. 4

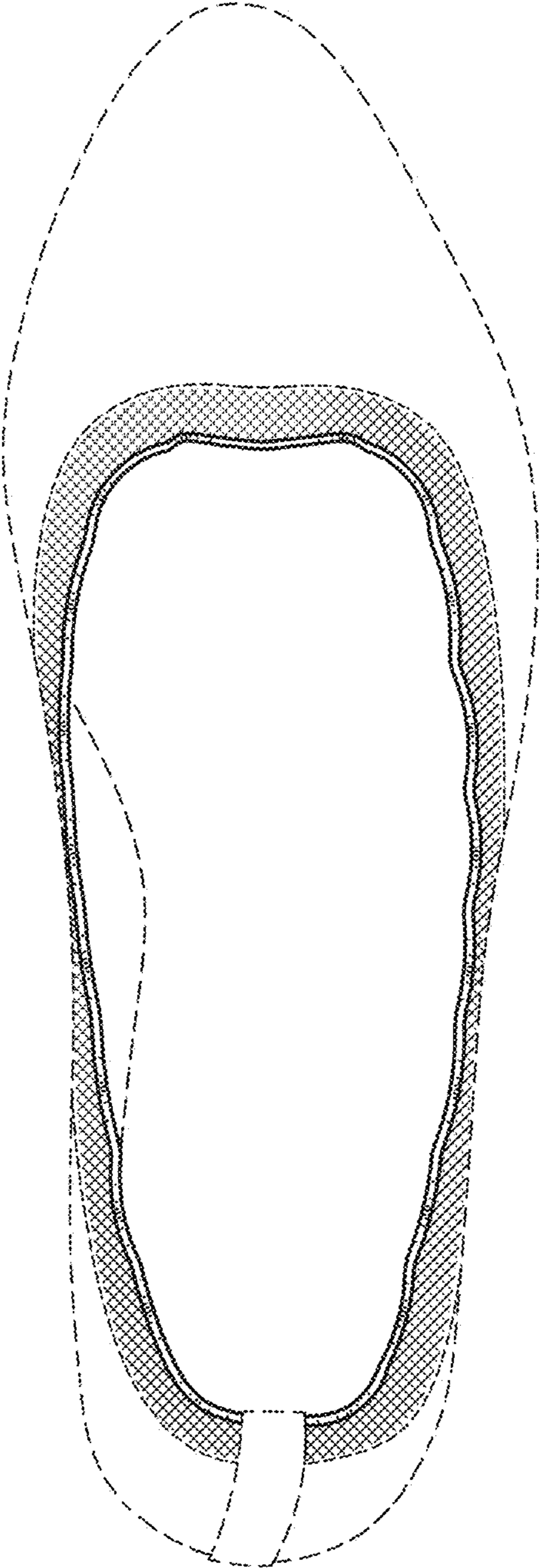


FIG. 5

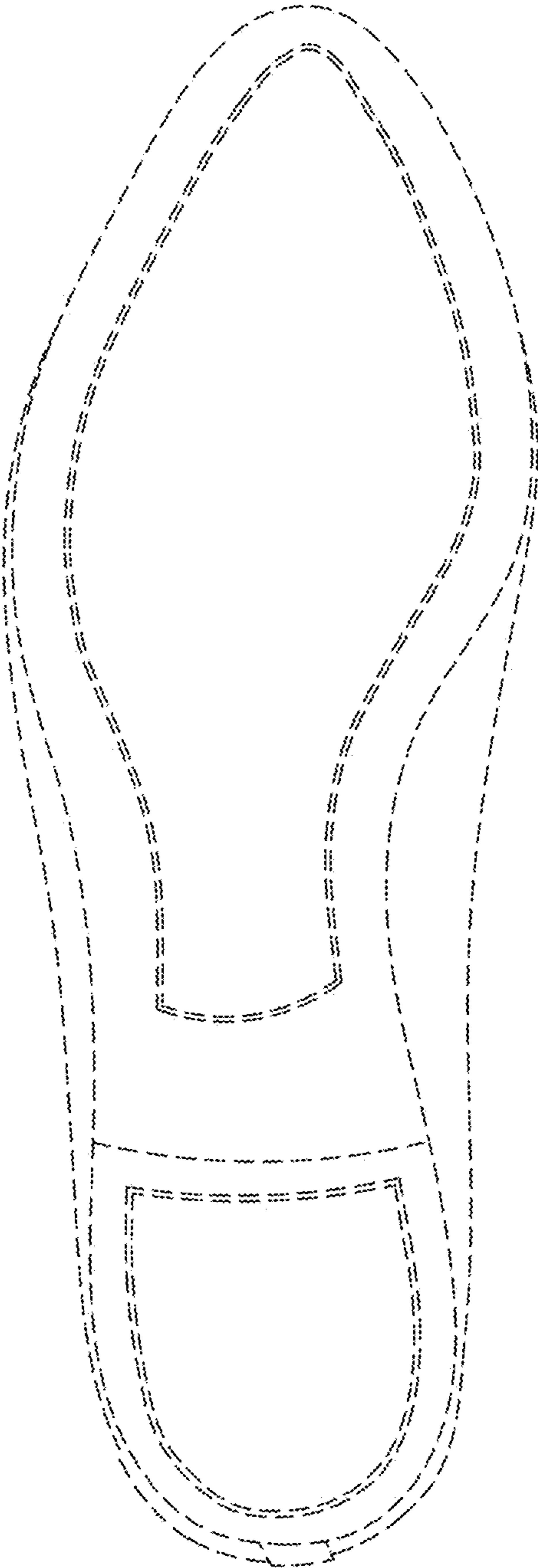


FIG. 7

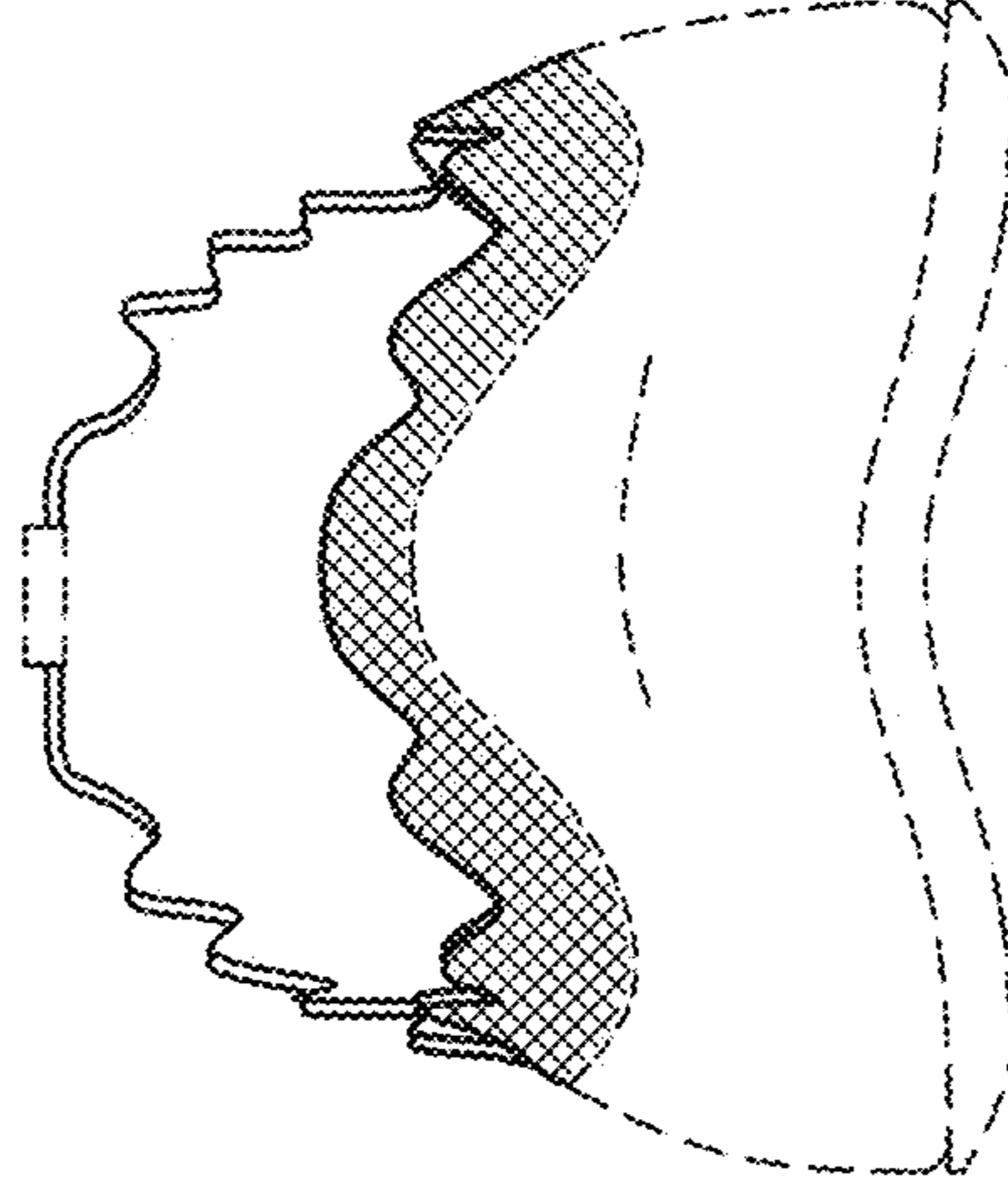


FIG. 6

