



US00D879442S

(12) **United States Design Patent**  
**Fromholtz et al.**

(10) **Patent No.:** **US D879,442 S**

(45) **Date of Patent:** **\*\* Mar. 31, 2020**

- (54) **PORTION OF AN INSOLE**
- (71) Applicant: **Scholl's Wellness Company LLC**,  
Boston, MA (US)
- (72) Inventors: **Alexander Fromholtz**, Leonia, NJ  
(US); **Andrew Anthony Markle**, Jersey  
City, NJ (US); **Alexandra Azzi**,  
Brooklyn, NY (US)
- (73) Assignee: **Scholl's Wellness Company LLC**,  
Boston, MA (US)
- (\*\*) Term: **15 Years**
- (21) Appl. No.: **29/653,340**
- (22) Filed: **Jun. 14, 2018**
- (51) **LOC (12) Cl.** ..... **02-04**
- (52) **U.S. Cl.**  
USPC ..... **D2/961**
- (58) **Field of Classification Search**  
USPC ..... D2/896, 946, 947, 951, 953, 954, 955,  
D2/956, 961, 959, 960  
CPC ..... A43B 13/00; A43B 13/02; A43B 13/04;  
A43B 13/14; A43B 13/141; A43B 13/18;  
A43B 13/181; A43B 13/32; A43B 13/38;  
A43B 13/40; A43B 17/00; A43B 17/003;  
A43B 17/14; A43B 19/00  
See application file for complete search history.

D287,902 S *	1/1987	Forsyth .....	D2/961
D388,947 S *	1/1998	Sessa .....	D2/961
D388,948 S *	1/1998	Sessa .....	D2/961
D389,296 S *	1/1998	Sessa .....	D2/961
D515,293 S *	2/2006	Maguire .....	D2/961
D607,192 S *	1/2010	McClaskie .....	D2/951
D636,570 S *	4/2011	Merritt .....	A43B 13/188 D2/951
D717,528 S *	11/2014	Avent .....	D2/961
D771,364 S *	11/2016	Nester .....	D2/961
D827,271 S *	9/2018	Yang .....	D2/961
D827,272 S *	9/2018	Yang .....	D2/961
D827,999 S *	9/2018	Yang .....	D2/961
D858,969 S *	9/2019	Miranda .....	D2/961
2006/0168846 A1 *	8/2006	Juan .....	A43B 17/08 36/3 B

\* cited by examiner

*Primary Examiner* — Elizabeth J Oswecki  
(74) *Attorney, Agent, or Firm* — Lowenstein Sandler LLP

(57) **CLAIM**

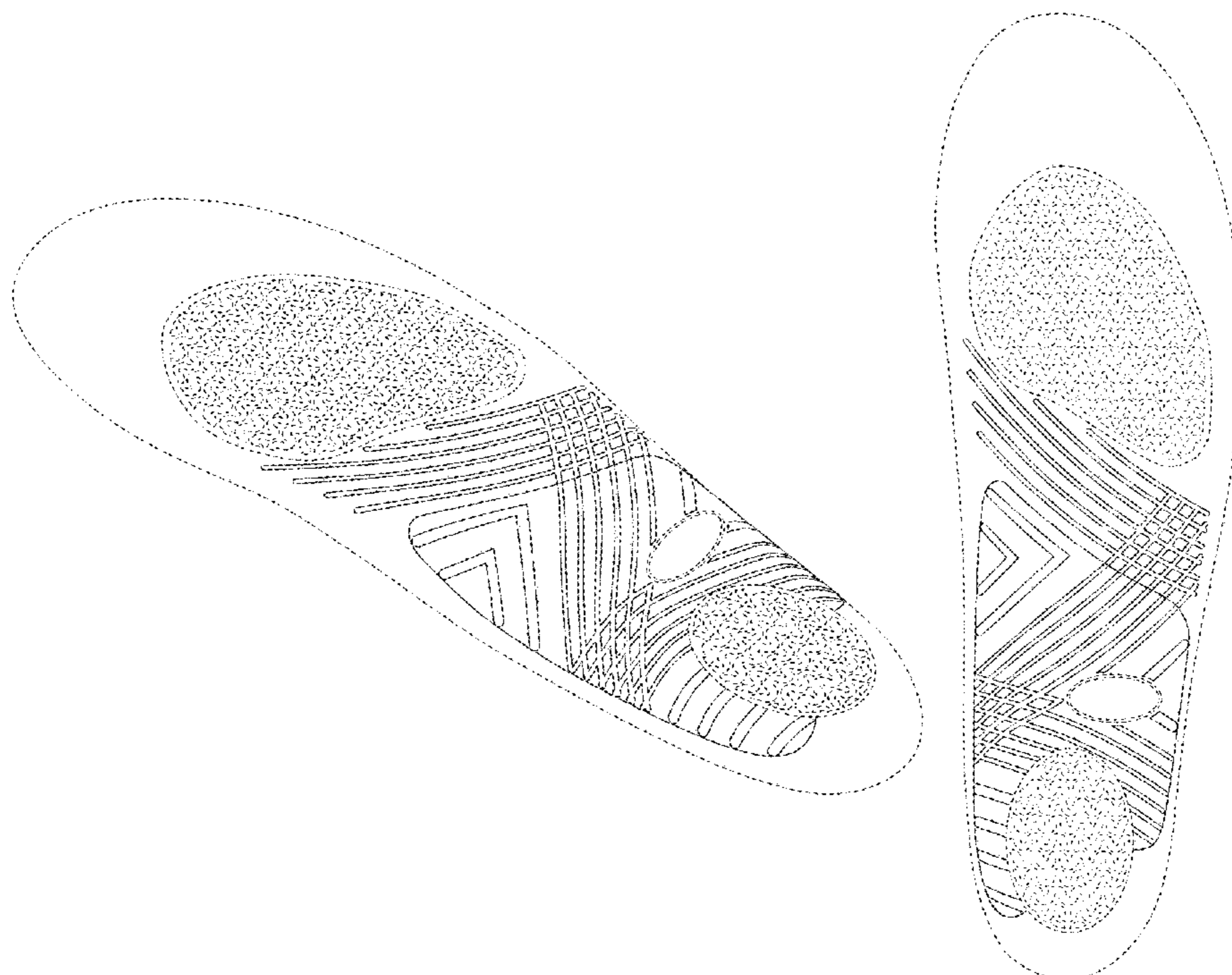
The ornamental design for a portion of an insole, as shown and described.

**DESCRIPTION**

FIG. 1 is a perspective view of a portion of an insole showing our new design;  
FIG. 2 is a bottom view thereof;  
FIG. 3 is a side view thereof;  
FIG. 4 is an opposite side view thereof;  
FIG. 5 is a front view thereof; and,  
FIG. 6 is a rear view thereof.  
The broken lines in the drawings illustrate portions of an insole that form no part of the claimed design.

**1 Claim, 4 Drawing Sheets**

- (56) **References Cited**  
U.S. PATENT DOCUMENTS  
D186,154 S \* 9/1959 Zerkowitz ..... D2/955  
D287,302 S \* 12/1986 Peterson ..... D2/961



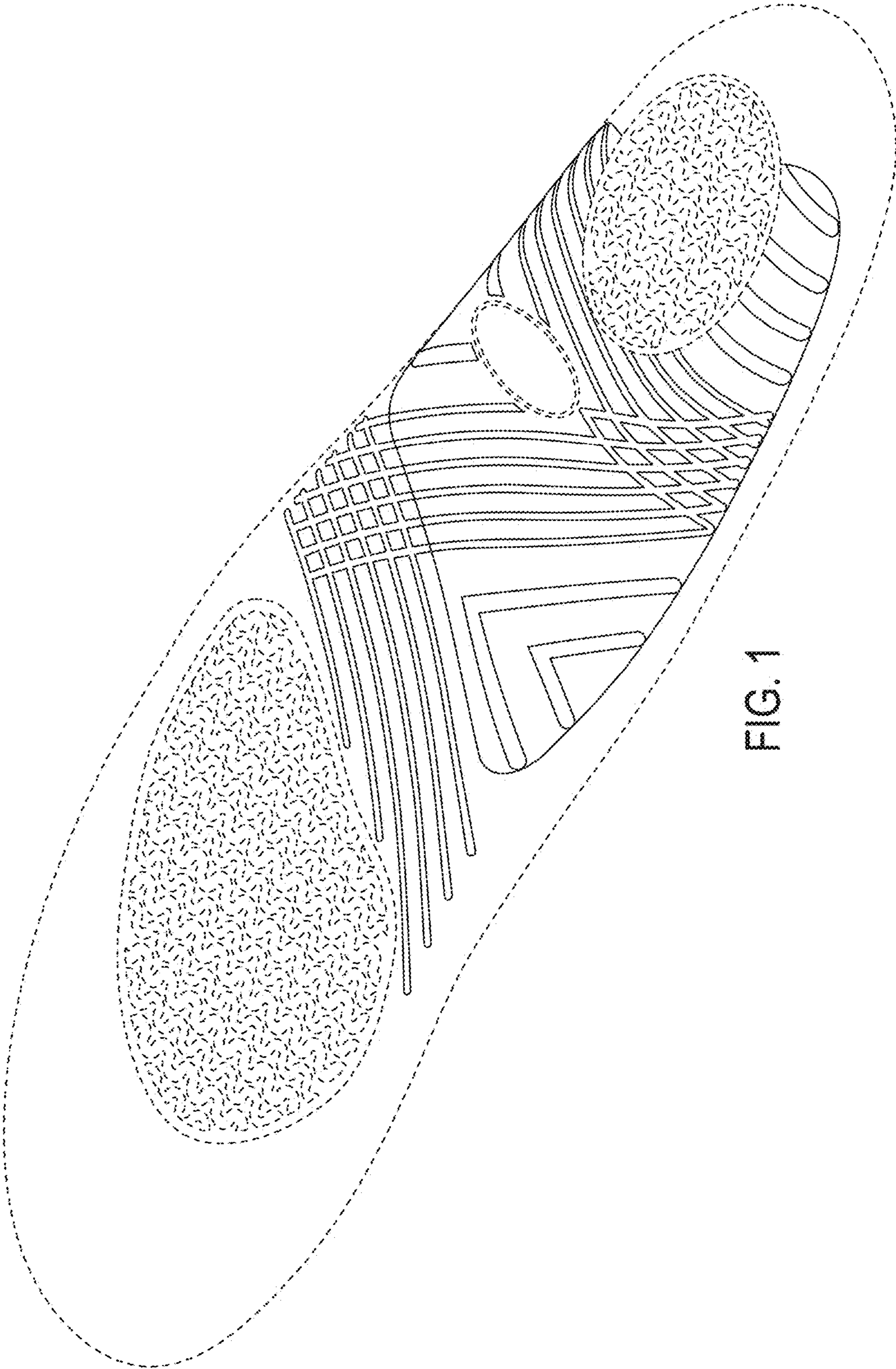


FIG. 1



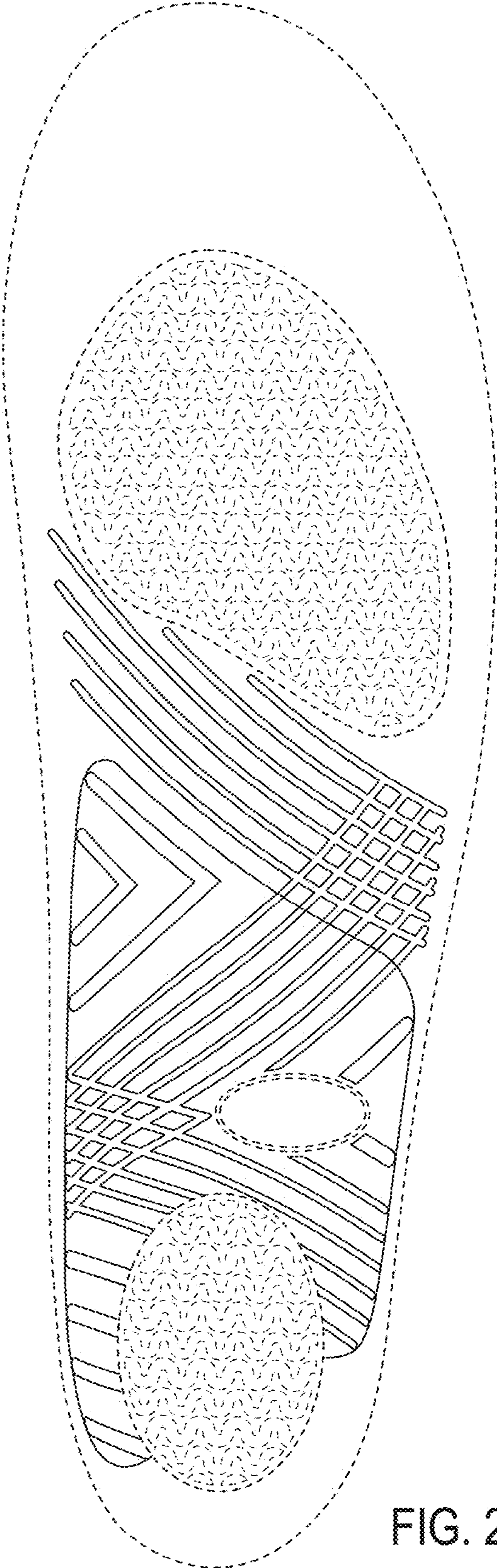


FIG. 2



FIG. 3




FIG. 4




FIG. 5




FIG. 6