



US00D879418S

(12) **United States Design Patent**
Reitblatt

(10) **Patent No.:** **US D879,418 S**

(45) **Date of Patent:** **** Mar. 31, 2020**

(54) **SHOE DESIGN**

(71) Applicant: **REITBLATT INVESTMENTS LTD,**
Tel Aviv (IL)

(72) Inventor: **Lior Reitblatt,** Tel Aviv (IL)

(73) Assignee: **REITBLATT INVESTMENTS LTD,**
Tel Aviv (IL)

(**) Term: **15 Years**

(21) Appl. No.: **29/615,624**

(22) Filed: **Aug. 30, 2017**

(51) **LOC (12) Cl.** **02-04**

(52) **U.S. Cl.**
USPC **D2/912**

(58) **Field of Classification Search**
USPC D2/896-900, 909-912, 920, 943, 946,
D2/969, 970, 972, 974
CPC A43B 23/07; A43B 3/16; A43B 23/00
See application file for complete search history.

(56) **References Cited**

U.S. PATENT DOCUMENTS

D204,658 S * 5/1966 William 36/136
D331,826 S * 12/1992 Challant D2/911

D356,208 S * 3/1995 Parker D2/912
D365,434 S * 12/1995 Parker D2/912
D384,492 S * 10/1997 Parker D2/912
D385,692 S * 11/1997 Beliveau 36/58.5
D630,828 S * 1/2011 Holder D2/912

* cited by examiner

Primary Examiner — Rashida C. Walshon

(74) *Attorney, Agent, or Firm* — The Roy Gross Law Firm, LLC; Roy Gross

(57) **CLAIM**

The ornamental design for a shoe design, as shown and described.

DESCRIPTION

FIG. 1 is a front view of a shoe design, in accordance with the new design;

FIG. 2 is a right side isometric view thereof;

FIG. 3 is a left side isometric view thereof;

FIG. 4 is a top view thereof;

FIG. 5 is a right side view thereof;

FIG. 6 is a rear view thereof;

FIG. 7 is a left side view thereof; and,

FIG. 8 is a top view thereof.

The broken lines shown in FIGS. 3, 4, and 6 are directed to environment and are for illustrative purposes only; the broken lines form no part of the claimed design.

1 Claim, 8 Drawing Sheets

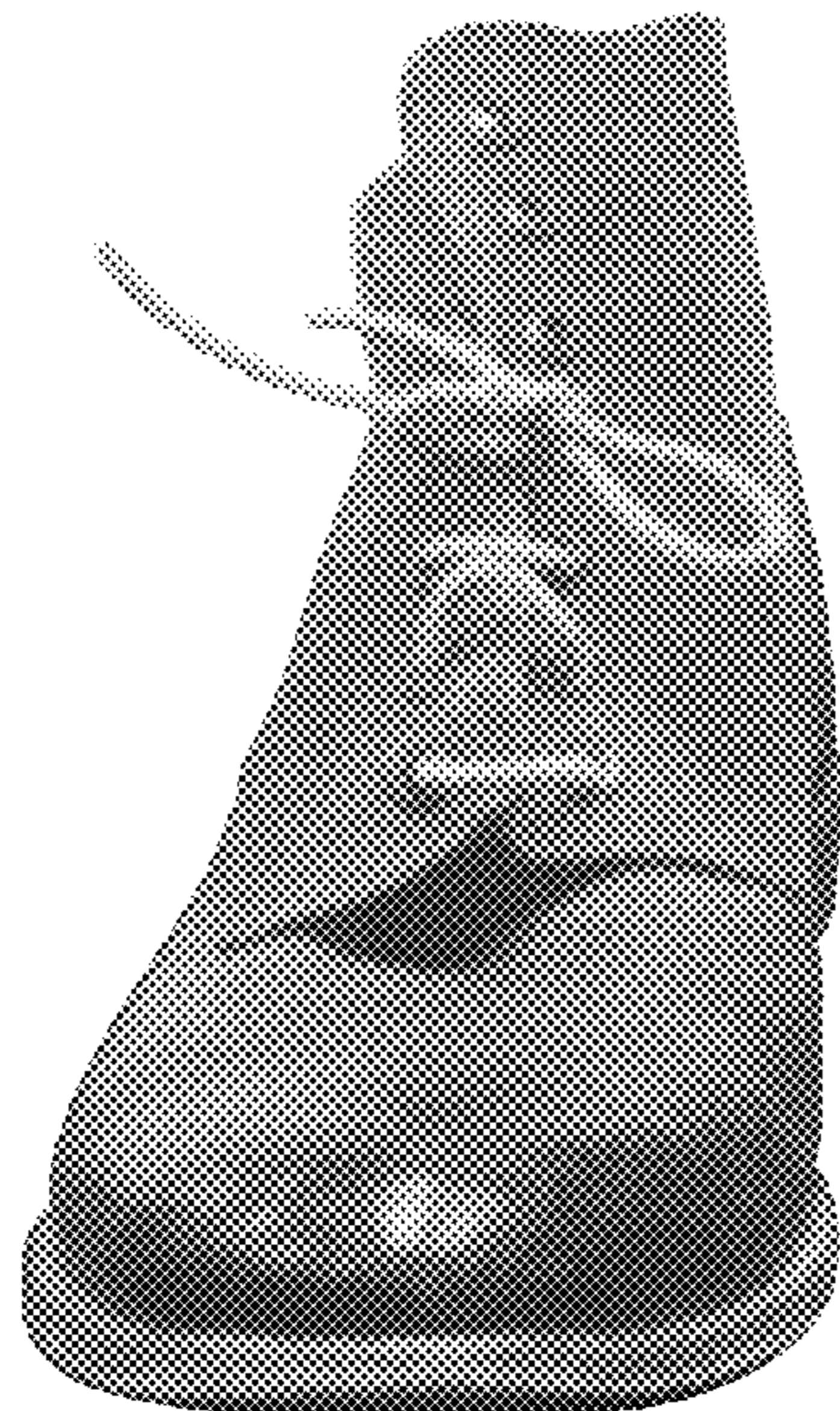




FIG. 1



FIG. 2



FIG. 3




FIG. 4



FIG. 5

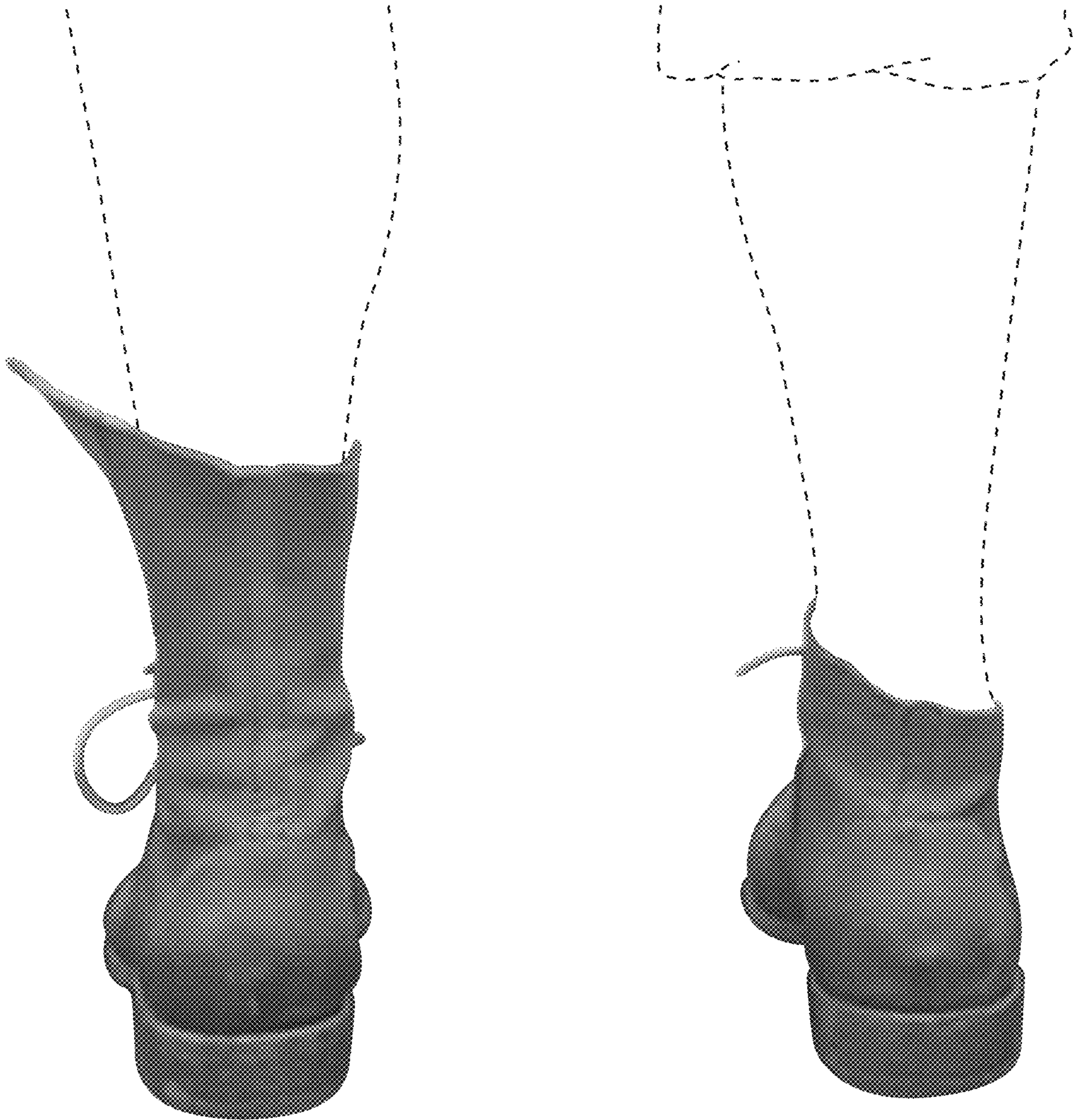


FIG. 6



FIG. 7

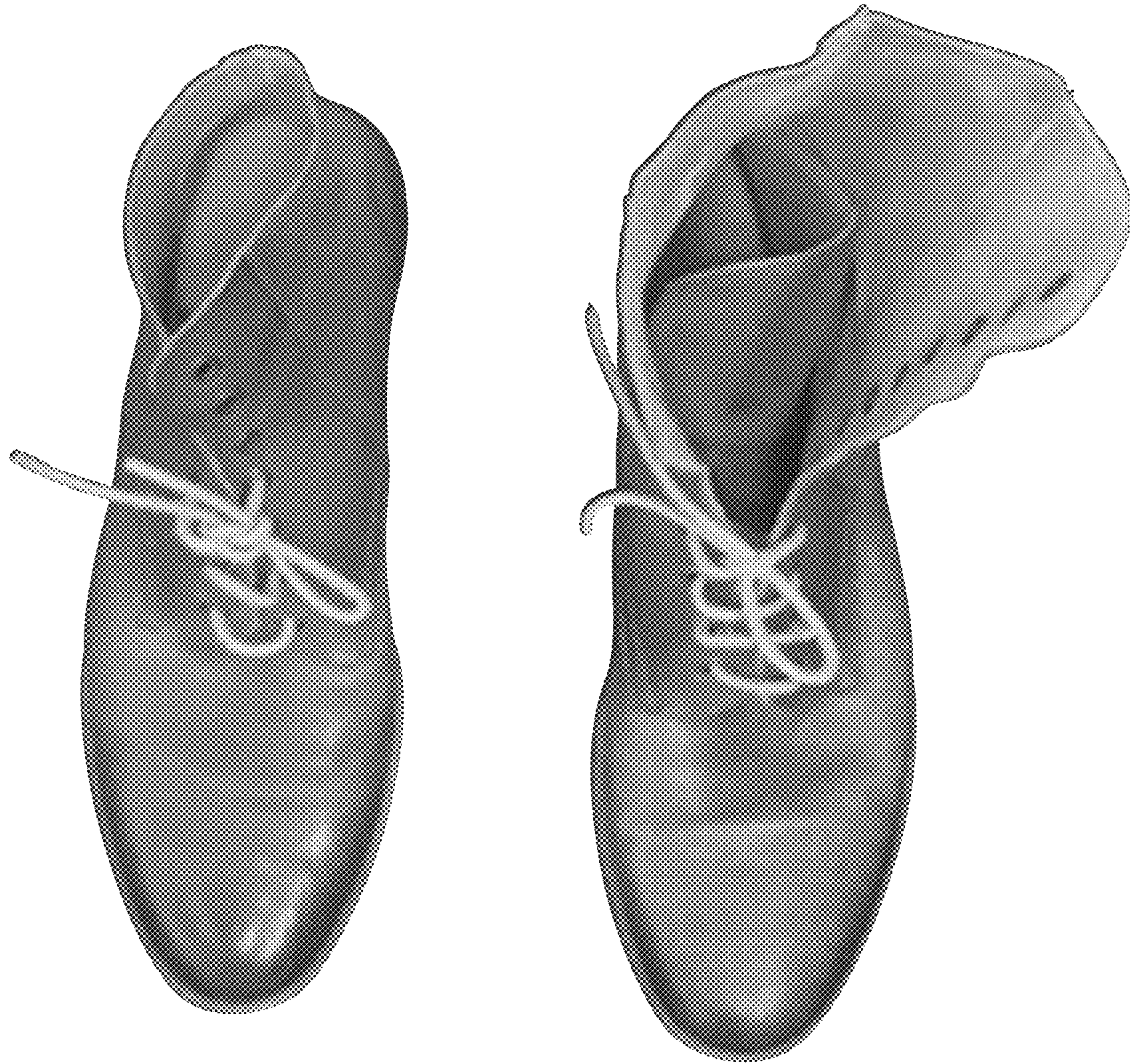


FIG. 8