



US00D879413S

(12) **United States Design Patent**
Ejvinsson et al.

(10) **Patent No.:** **US D879,413 S**
(45) **Date of Patent:** **** Mar. 31, 2020**

(54) **BIB**
(71) Applicant: **BabyBjörn AB**, Solna (SE)
(72) Inventors: **Peter Ejvinsson**, Nacka (SE); **Jakob Wikner**, Täby (SE); **Malin Henriksson**, Enskede (SE); **Elisabeth Ramel-Währberg**, Täby (SE); **David Crafoord**, Bromma (SE)
(73) Assignee: **BabyBjörn AB**, Solna (SE)
(**) Term: **15 Years**
(21) Appl. No.: **29/673,858**
(22) Filed: **Dec. 18, 2018**
(30) **Foreign Application Priority Data**

5,490,289 A * 2/1996 Lehrer A41B 13/103
2/46
5,504,941 A 4/1996 Sell
D394,339 S * 5/1998 Hill D2/860
6,237,150 B1 * 5/2001 Lucas A41B 13/10
2/49.1
6,481,016 B1 * 11/2002 Rees A41B 13/10
2/49.1
D491,342 S * 6/2004 Jordan D2/861
D493,024 S 7/2004 Bergkvist
D530,887 S 10/2006 Harless
D541,012 S * 4/2007 Gottehrer D2/864
7,269,856 B1 * 9/2007 Cannan A41B 13/10
2/49.1
7,448,089 B2 * 11/2008 Kelly A41B 13/10
2/49.1
D648,509 S * 11/2011 Hansen D2/864
D661,468 S * 6/2012 Michaels D2/864
D690,909 S * 10/2013 Albers D2/864
D698,130 S * 1/2014 Worden, IV D2/864
D699,926 S * 2/2014 Sakanishi D2/864
D702,925 S * 4/2014 Kashierski D2/861
D712,628 S 9/2014 Lefkowitz

Sep. 17, 2018 (EM) 005643574-0001
(51) **LOC (12) Cl.** **02-02**
(52) **U.S. Cl.**
USPC **D2/864**
(58) **Field of Classification Search**
USPC D2/864, 863
See application file for complete search history.

(Continued)
Primary Examiner — Kevin K Rudzinski
(74) *Attorney, Agent, or Firm* — Studebaker & Brackett PC

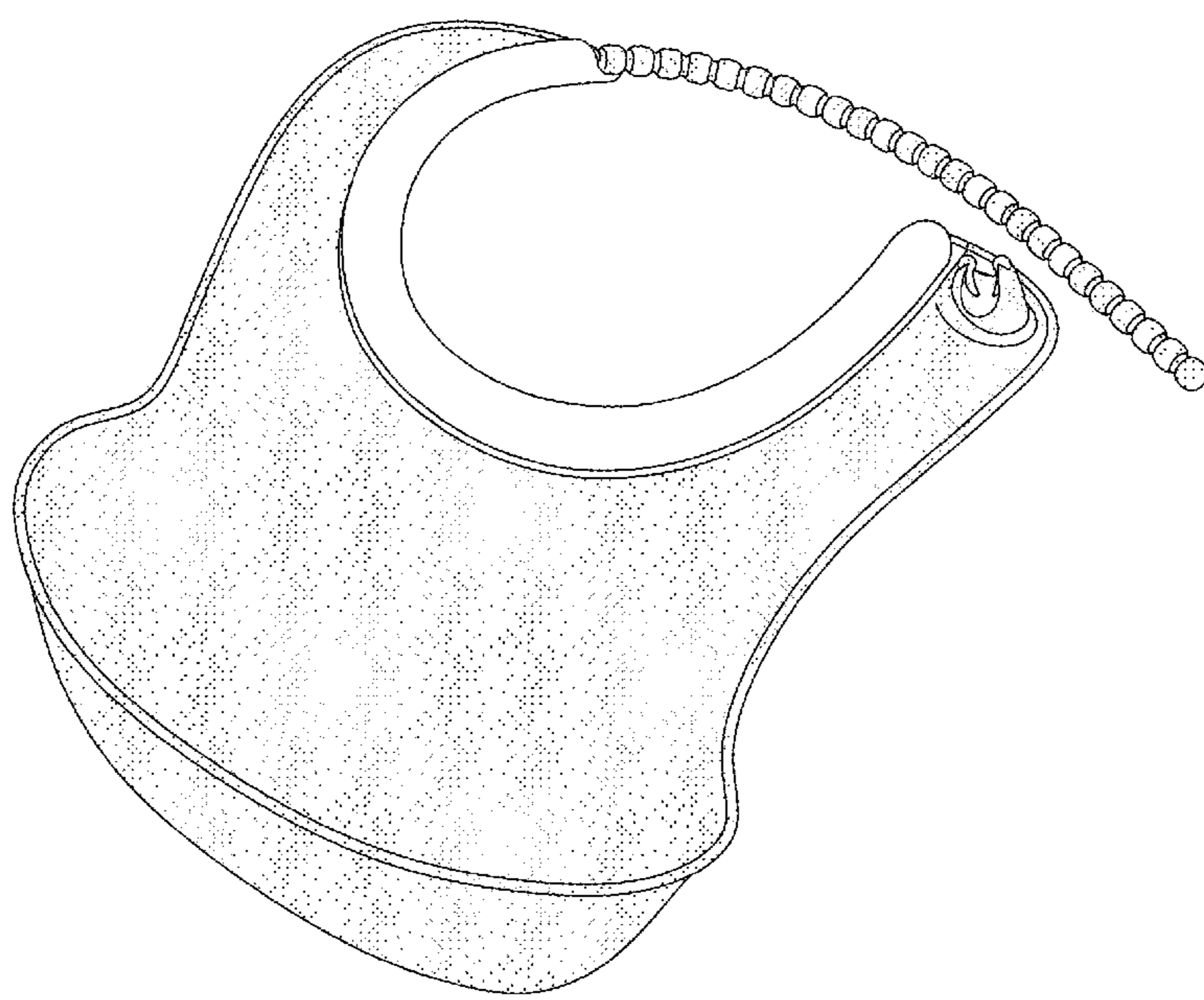
(56) **References Cited**
U.S. PATENT DOCUMENTS
1,974,237 A * 9/1934 Eidinger A41D 3/08
2/50
2,884,638 A * 5/1959 Ream A41B 13/10
2/48
3,407,407 A 10/1968 Hollander
D216,291 S * 12/1969 Korshak D2/864
4,663,779 A * 5/1987 Bible A41B 13/103
2/49.3
D298,980 S 12/1988 Marconi

(57) **CLAIM**
The ornamental design for a bib, as shown and described.

DESCRIPTION

FIG. 1 is a front perspective view showing our new design for a bib,
FIG. 2 is a front view thereof,
FIG. 3 is a rear thereof,
FIG. 4 is a bottom view thereof,
FIG. 5 is a top view thereof,
FIG. 6 is a left side view thereof; and,
FIG. 7 is a right side view thereof.

1 Claim, 7 Drawing Sheets



(56)

References Cited

U.S. PATENT DOCUMENTS

D720,518 S	1/2015	Grant	
D749,301 S	2/2016	Sample	
9,289,015 B2 *	3/2016	Kassis	A41B 13/103
D758,051 S *	6/2016	Feeley	D2/864
D811,700 S	3/2018	D'Amato-Friedman	
2005/0028239 A1	2/2005	Rees	
2006/0000002 A1 *	1/2006	Bergkvist	A41B 13/10 2/49.1
2007/0143904 A1 *	6/2007	Brown	A41B 13/103 2/49.1
2007/0157357 A1 *	7/2007	Cymbol	A41B 13/103 2/49.2

* cited by examiner

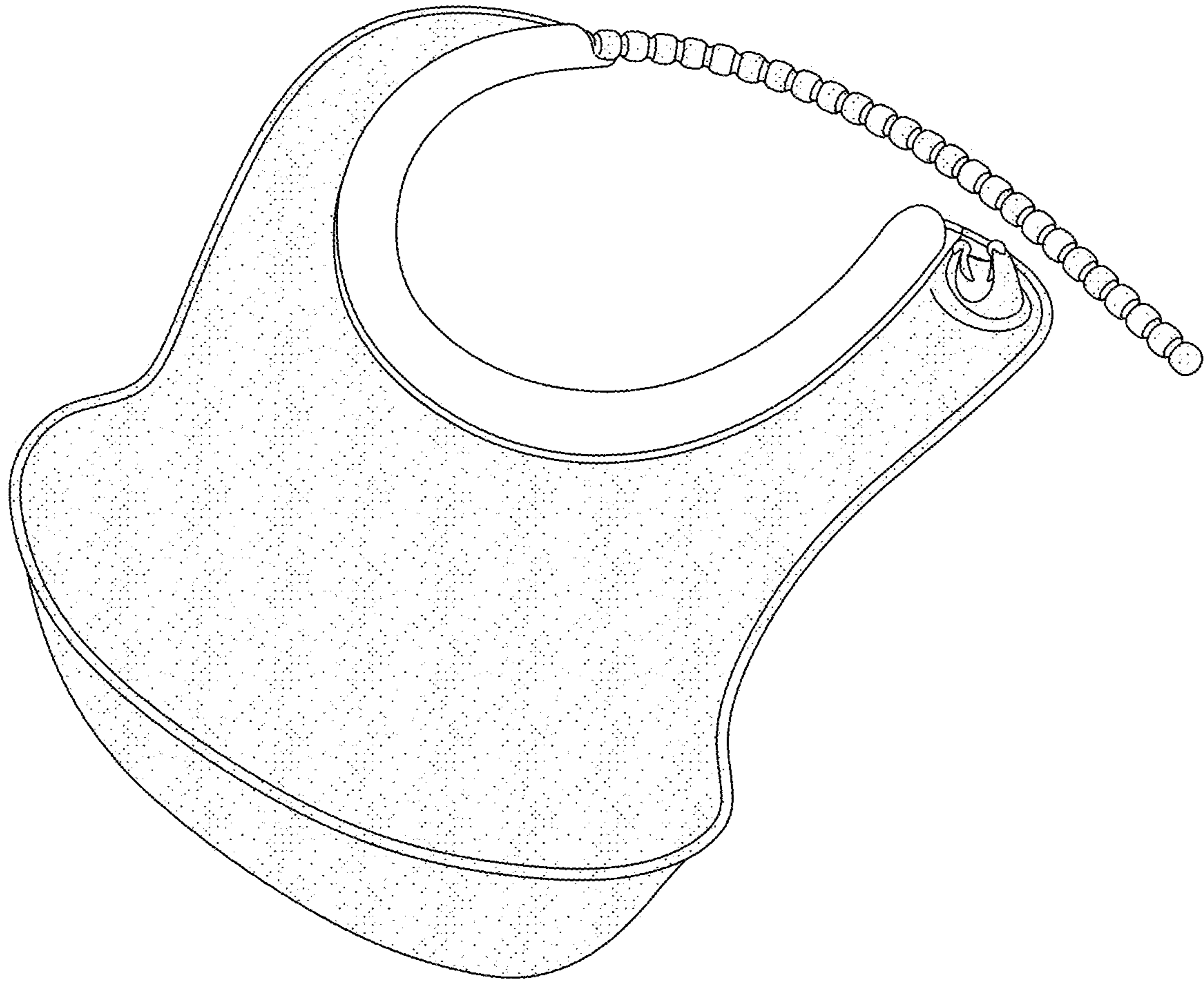


FIG. 1

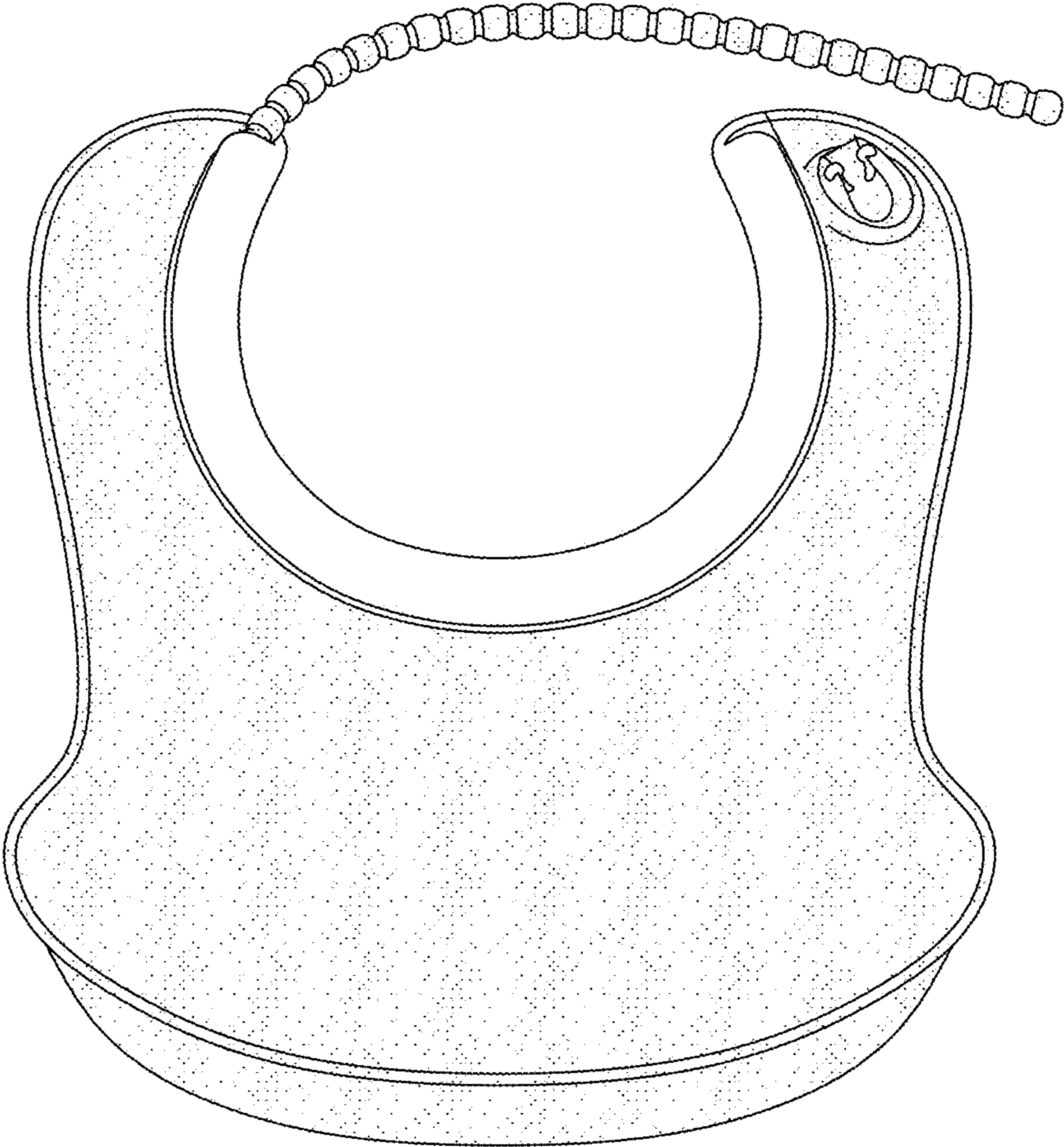


FIG. 2

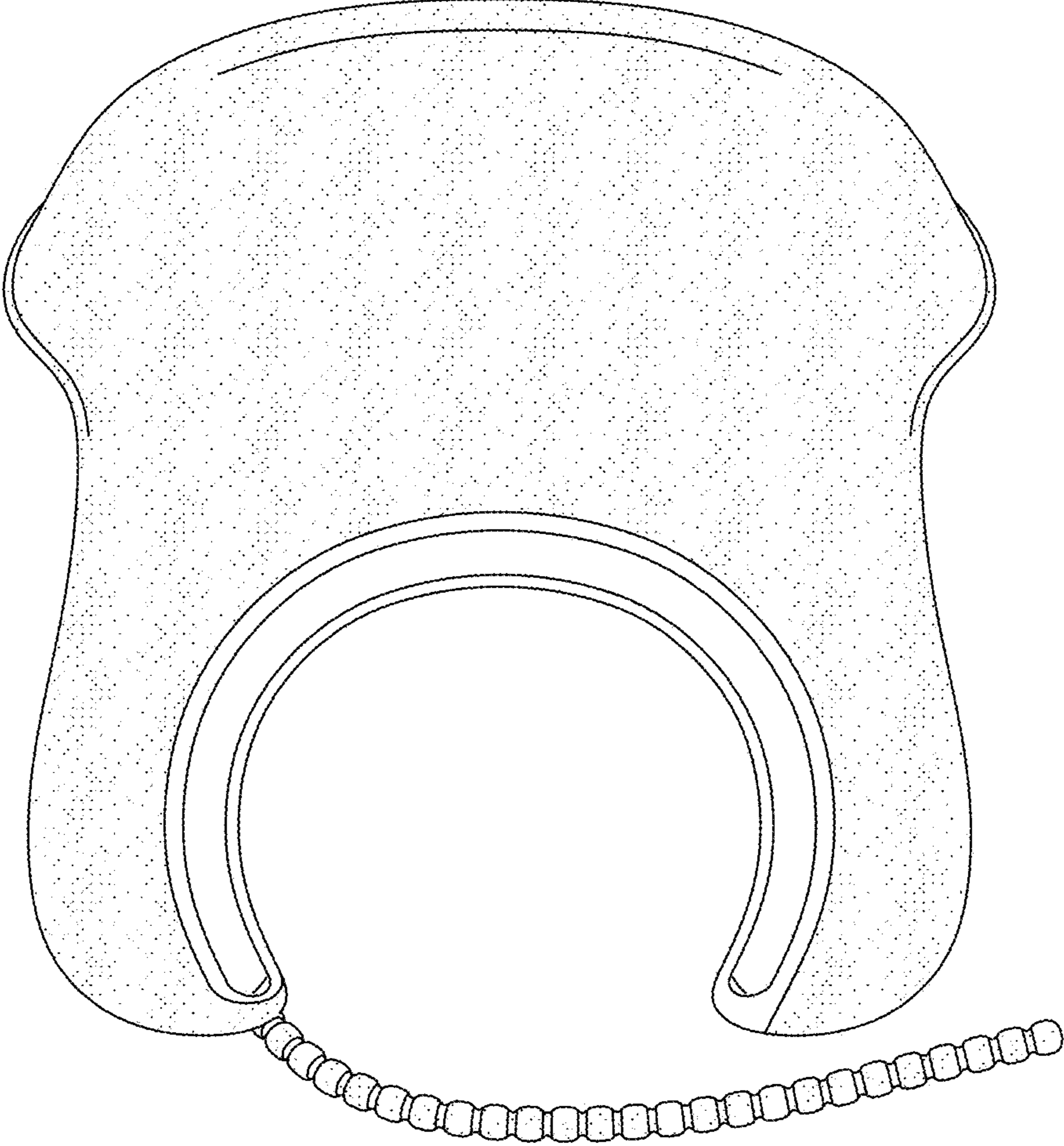


FIG. 3

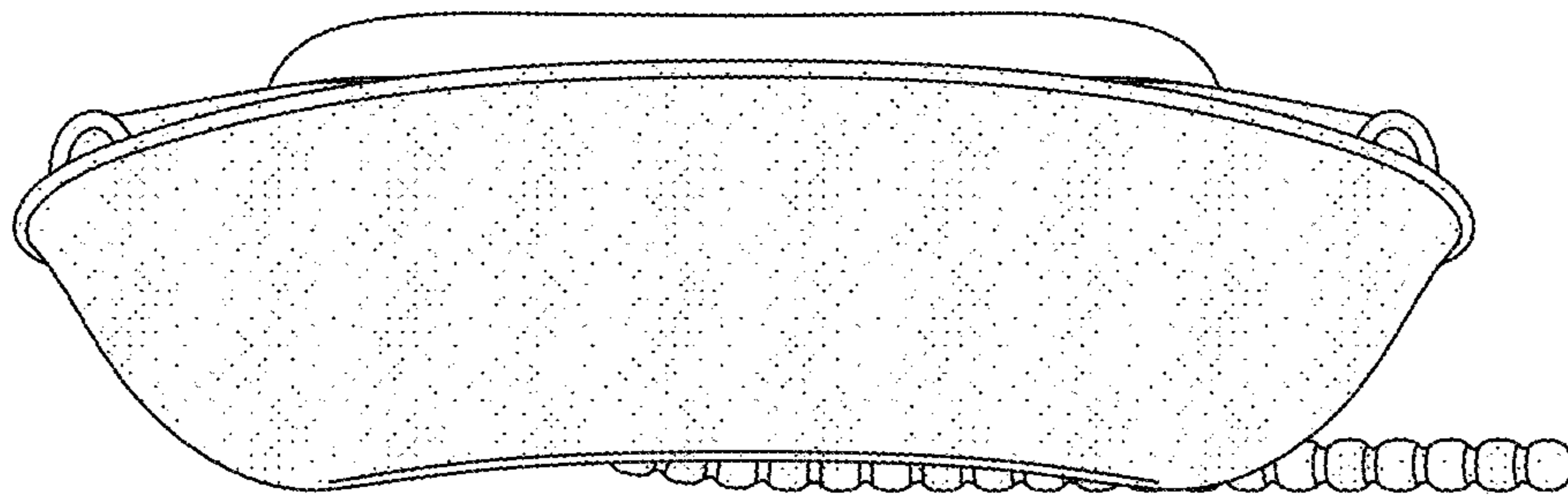


FIG. 4

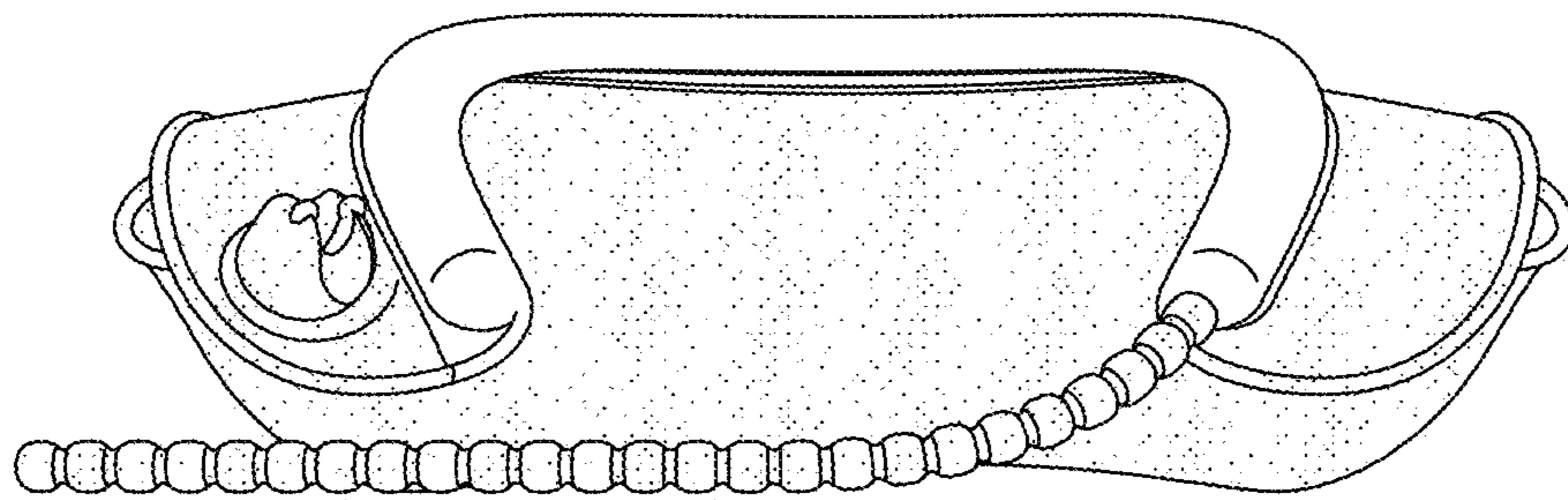


FIG. 5

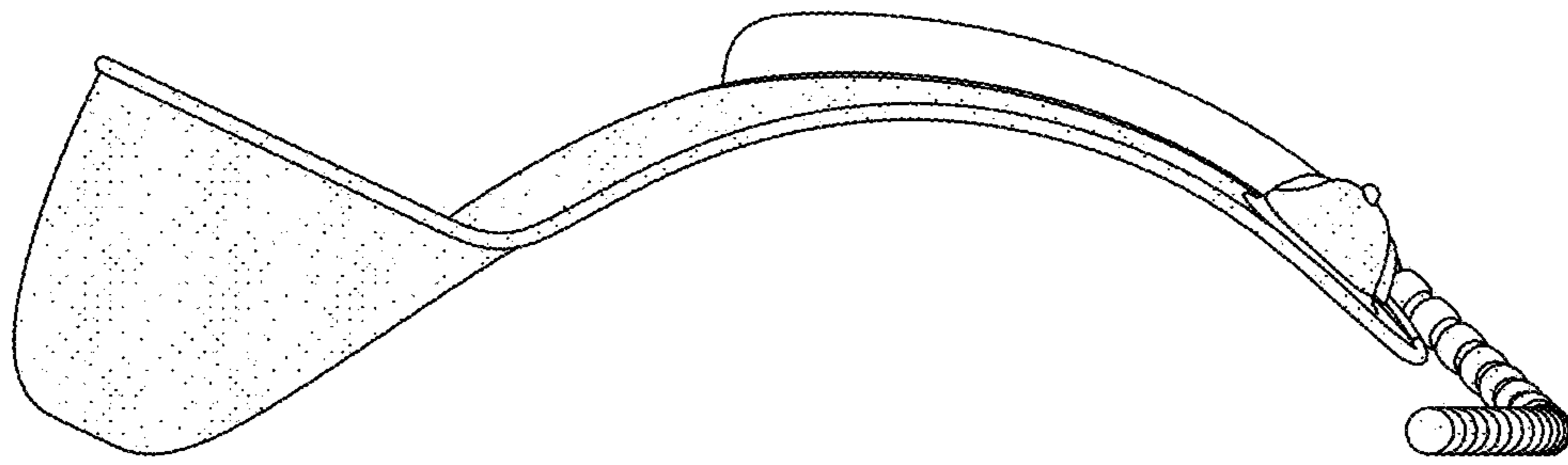


FIG. 6

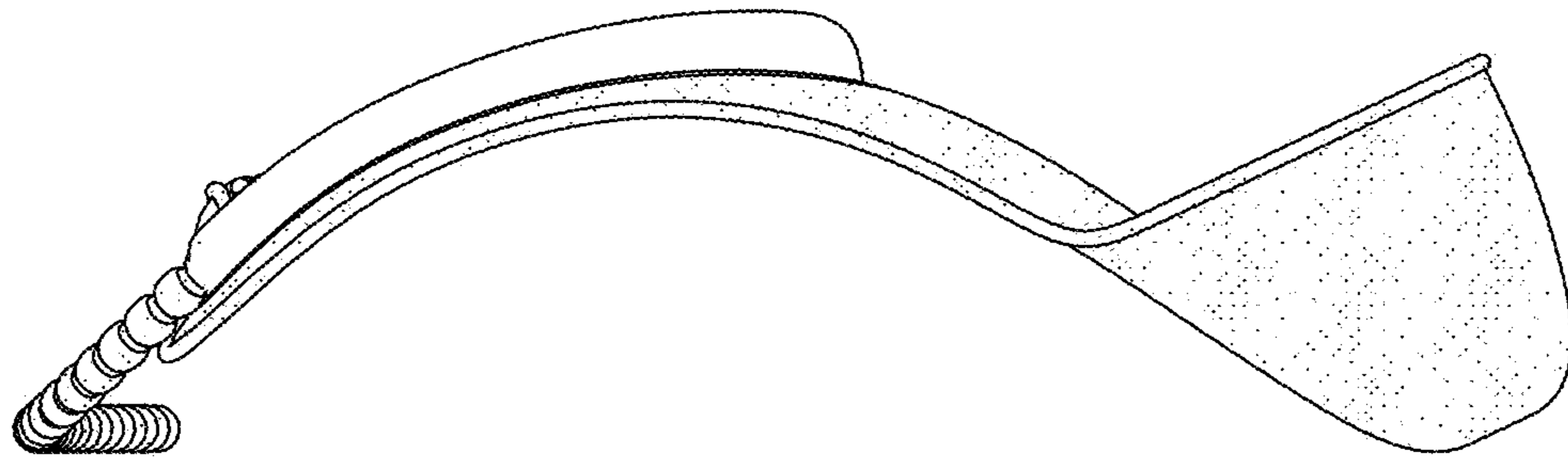


FIG. 7