



US00D879411S

(12) **United States Design Patent** (10) **Patent No.:** **US D879,411 S**
Schickel (45) **Date of Patent:** **** Mar. 31, 2020**

(54) **MATERNITY GARMENT SET**
(71) Applicant: **The Brobe International, Inc.**, Austin, TX (US)
(72) Inventor: **Allison Schickel**, Austin, TX (US)
(73) Assignee: **THE BROBE INTERNATIONAL, INC.**, Austin, TX (US)
(**) Term: **15 Years**
(21) Appl. No.: **29/631,721**
(22) Filed: **Jan. 2, 2018**
(51) **LOC (12) Cl.** **02-01**
(52) **U.S. Cl.**
USPC **D2/718**
(58) **Field of Classification Search**
USPC D2/718, 720, 709, 708, 706, 731, 728,
D2/739, 797, 840-842, 847-850
CPC A41D 13/12; A41D 13/1209; A41D
13/1236; A41D 13/1245
See application file for complete search history.

Primary Examiner — Michelle E. Wilson
Assistant Examiner — Clese Moore, Jr.
(74) *Attorney, Agent, or Firm* — Slayden Grubert Beard PLLC

(57) **CLAIM**

The ornamental design for a maternity garment set, as shown and described.

DESCRIPTION

FIG. 1 is a front perspective of a maternity garment set including a robe and a bra showing my new design;
FIG. 2 is a front perspective of a portion of a maternity garment set including a bra while opened showing my new design;
FIG. 3 is a front elevation of a portion of a maternity garment set including a bra while opened showing my new design;
FIG. 4 is a rear elevation of a portion of a maternity garment set including a bra while opened showing my new design;
FIG. 5 is a front perspective of a portion of a maternity garment set including a bra while closed showing my new design;
FIG. 6 is a front elevation of a portion of a maternity garment set including a bra while closed showing my new design;
FIG. 7 is a rear elevation of a portion of a maternity garment set including a bra while closed showing my new design; and,
FIG. 8 is an illustration showing portions of a maternity garment set including a bra while closed that form no part of the claimed design.
Enumerated elements illustrate stitching of the shower belt. The stitching may form pockets.
The broken lines otherwise form no part of the claimed design.


(56) **References Cited**

U.S. PATENT DOCUMENTS

D336,968 S *	7/1993	Russano	D2/720
D419,748 S *	2/2000	Sartori	D2/720
D478,203 S *	8/2003	Wheeler-Dickson	D2/720
D547,927 S *	8/2007	Booth	D2/720
D563,627 S *	3/2008	Warren	D2/720
D584,483 S *	1/2009	Glynn	D2/720
D584,882 S *	1/2009	Trouillot	D2/720
D612,126 S *	3/2010	Milgrom	D2/720
D622,479 S *	8/2010	Herzog	D2/720
D636,558 S *	4/2011	Shelton	D2/720
D657,530 S *	4/2012	Farris	D2/720
D687,209 S *	8/2013	Levine	D2/720
D721,869 S *	2/2015	Bernier	D2/720
D721,870 S *	2/2015	Levine	D2/720
D741,569 S *	10/2015	Fredrickson	D2/720
D785,285 S *	5/2017	Shamsid-Deen	D2/720

(Continued)

1 Claim, 8 Drawing Sheets



(56)

References Cited

U.S. PATENT DOCUMENTS

D822,343 S * 7/2018 Nabbout D2/720
D825,138 S * 8/2018 Boland D2/720
D829,411 S * 10/2018 Brewerton D2/720
2010/0050315 A1* 3/2010 Christou-Kelly
A41D 13/1263
2/114
2012/0151658 A1* 6/2012 Von Furstenberg
A41D 13/1236
2/114
2013/0036526 A1* 2/2013 Rashman A41D 13/1245
2/114
2013/0276202 A1* 10/2013 Forbes A41D 13/1236
2/114
2014/0189931 A1* 7/2014 Fredrickson A41D 13/1236
2/114
2015/0059048 A1* 3/2015 Stanley A41D 13/129
2/69
2016/0219951 A1* 8/2016 Schickel A41D 13/1236

* cited by examiner

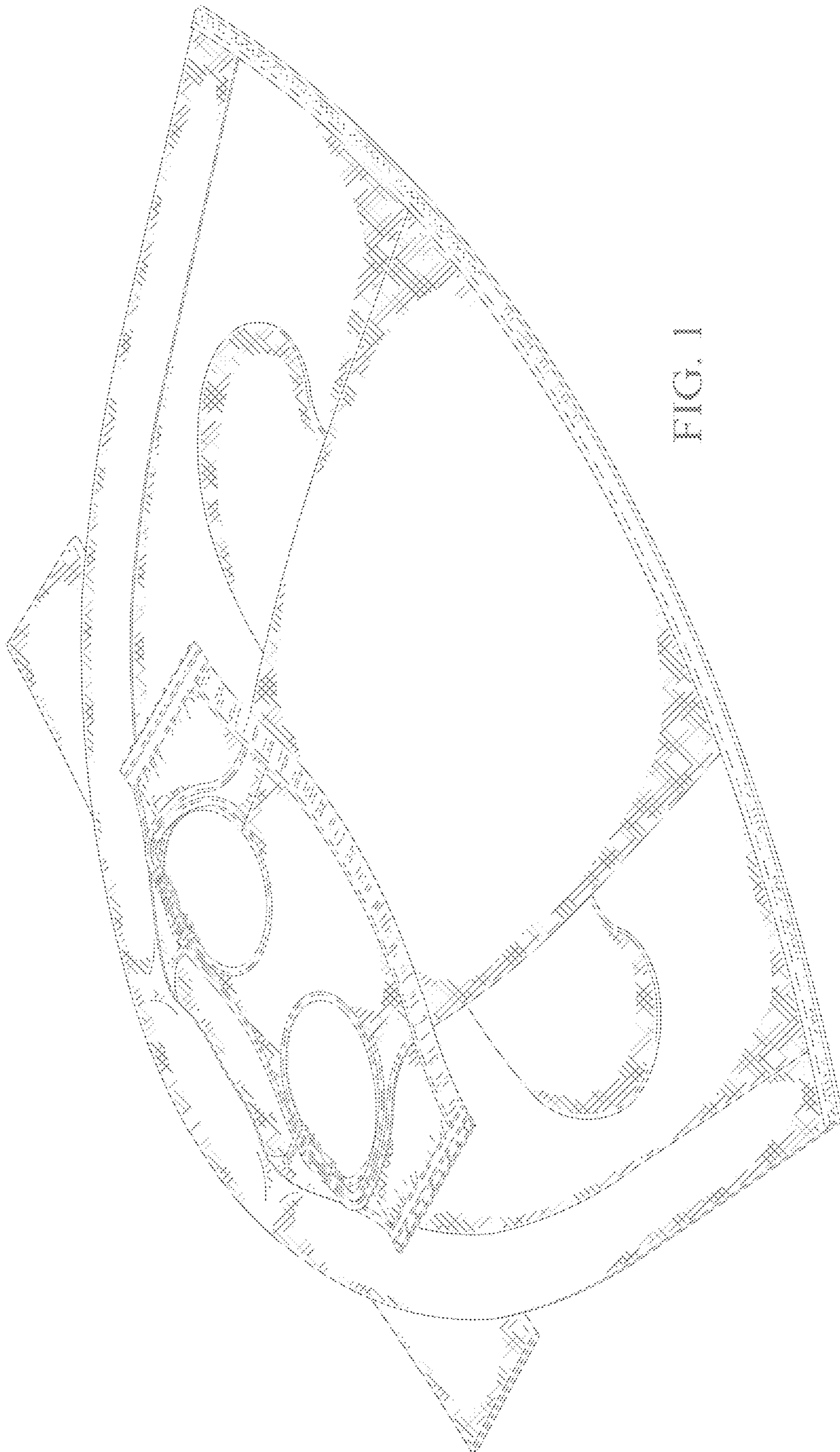


FIG. 1

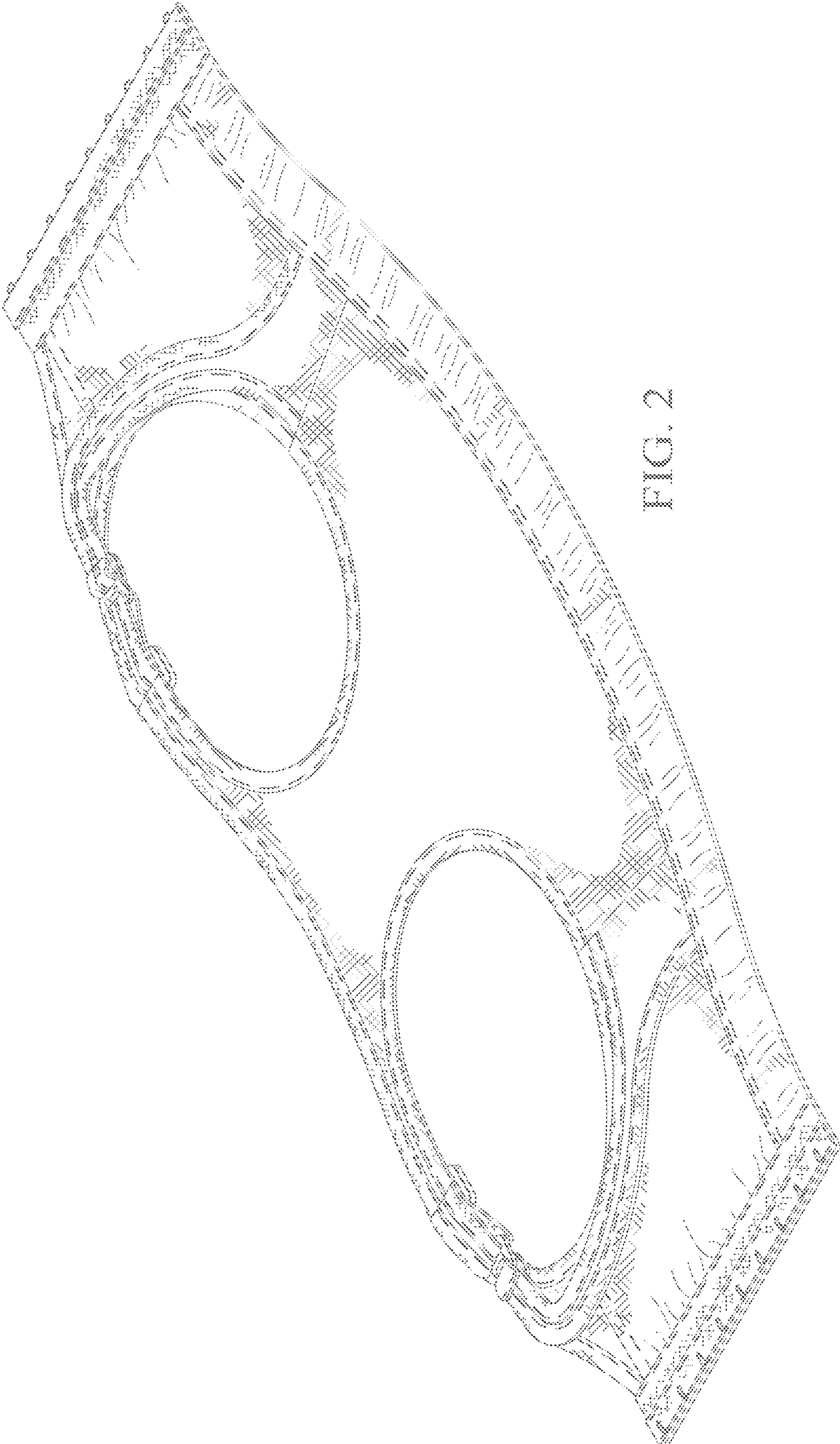


FIG. 2

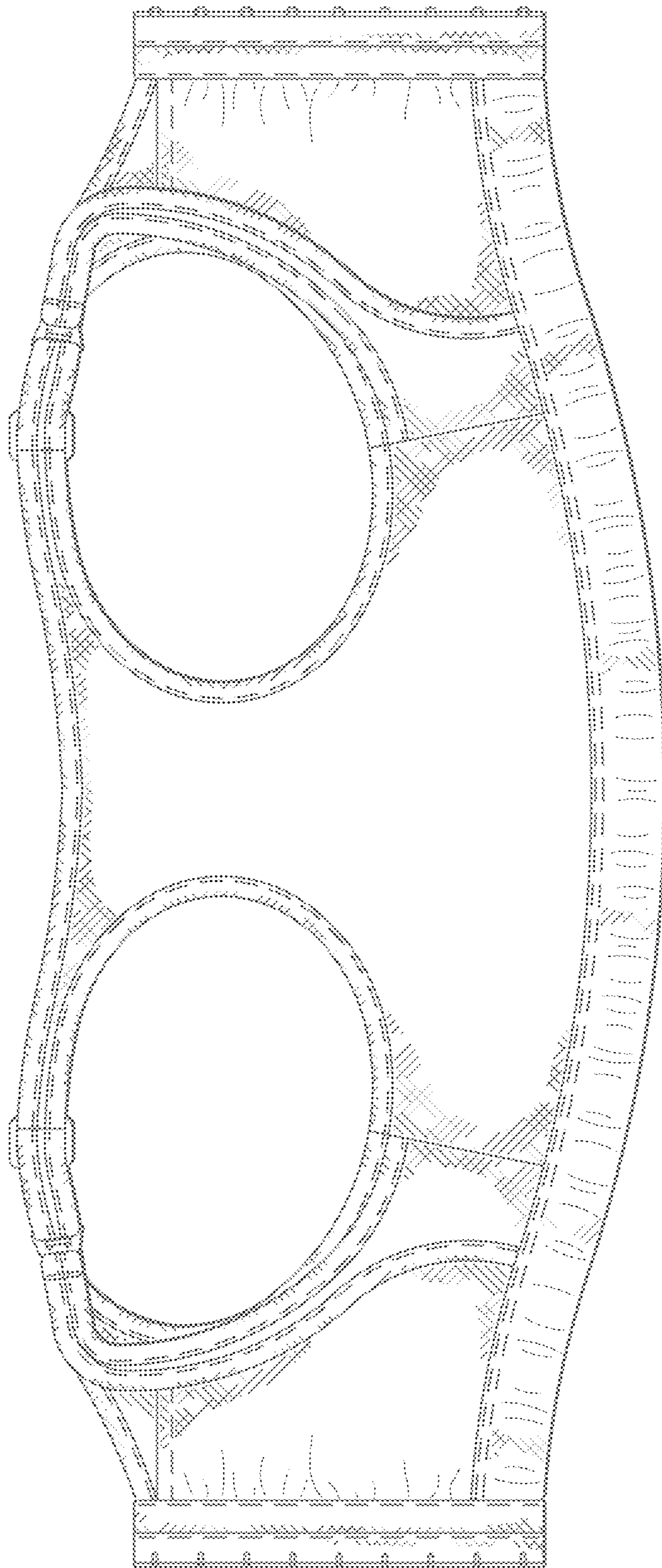


FIG. 3

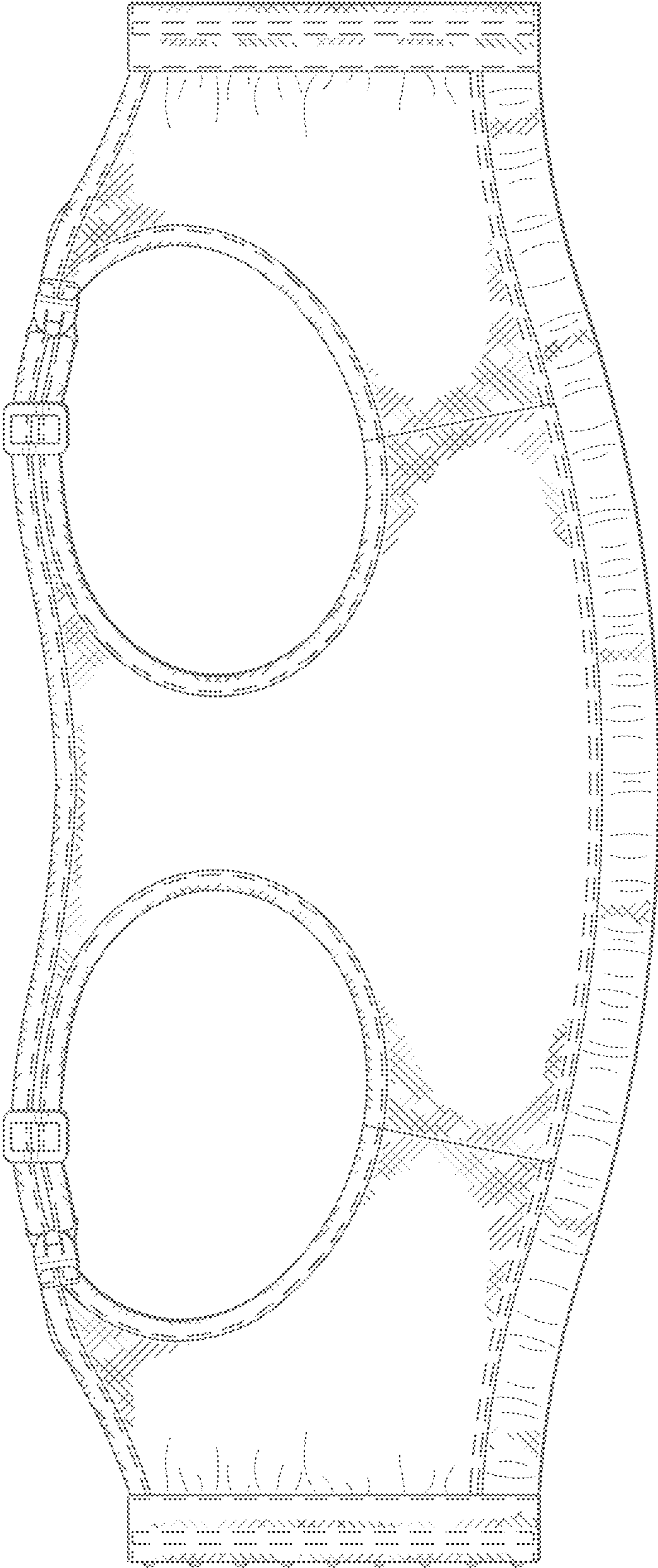


FIG. 4

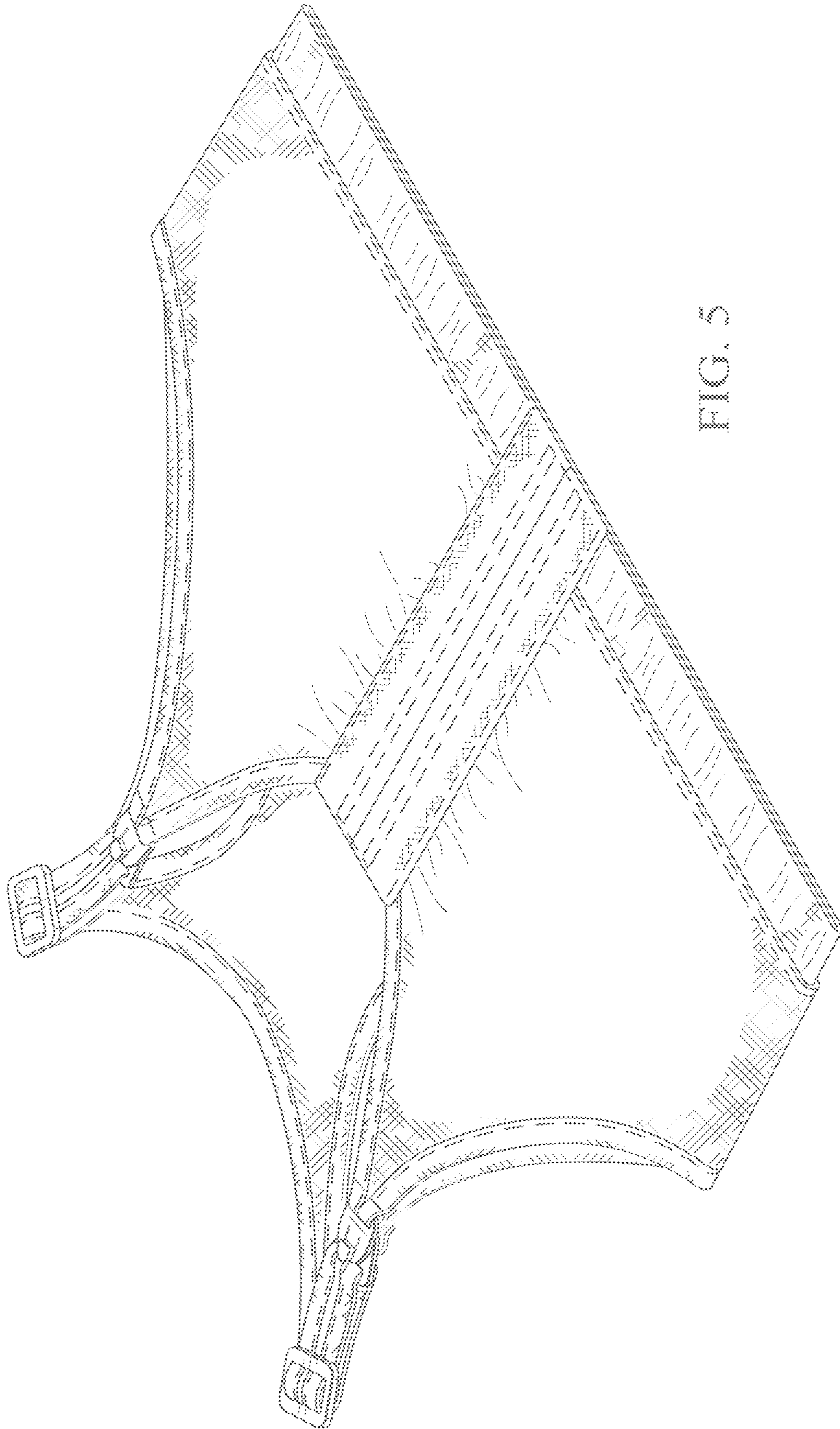


FIG. 5

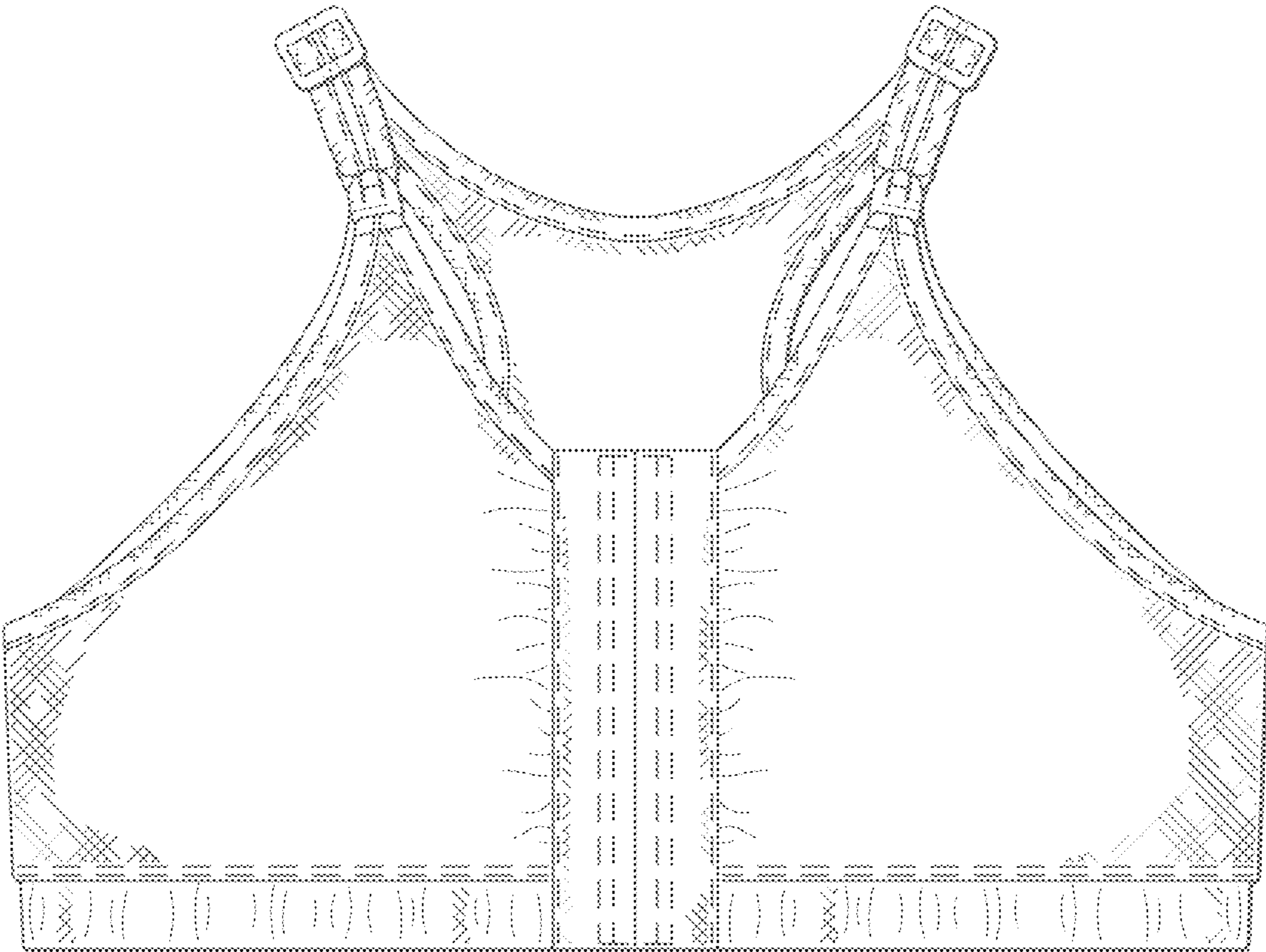


FIG. 6

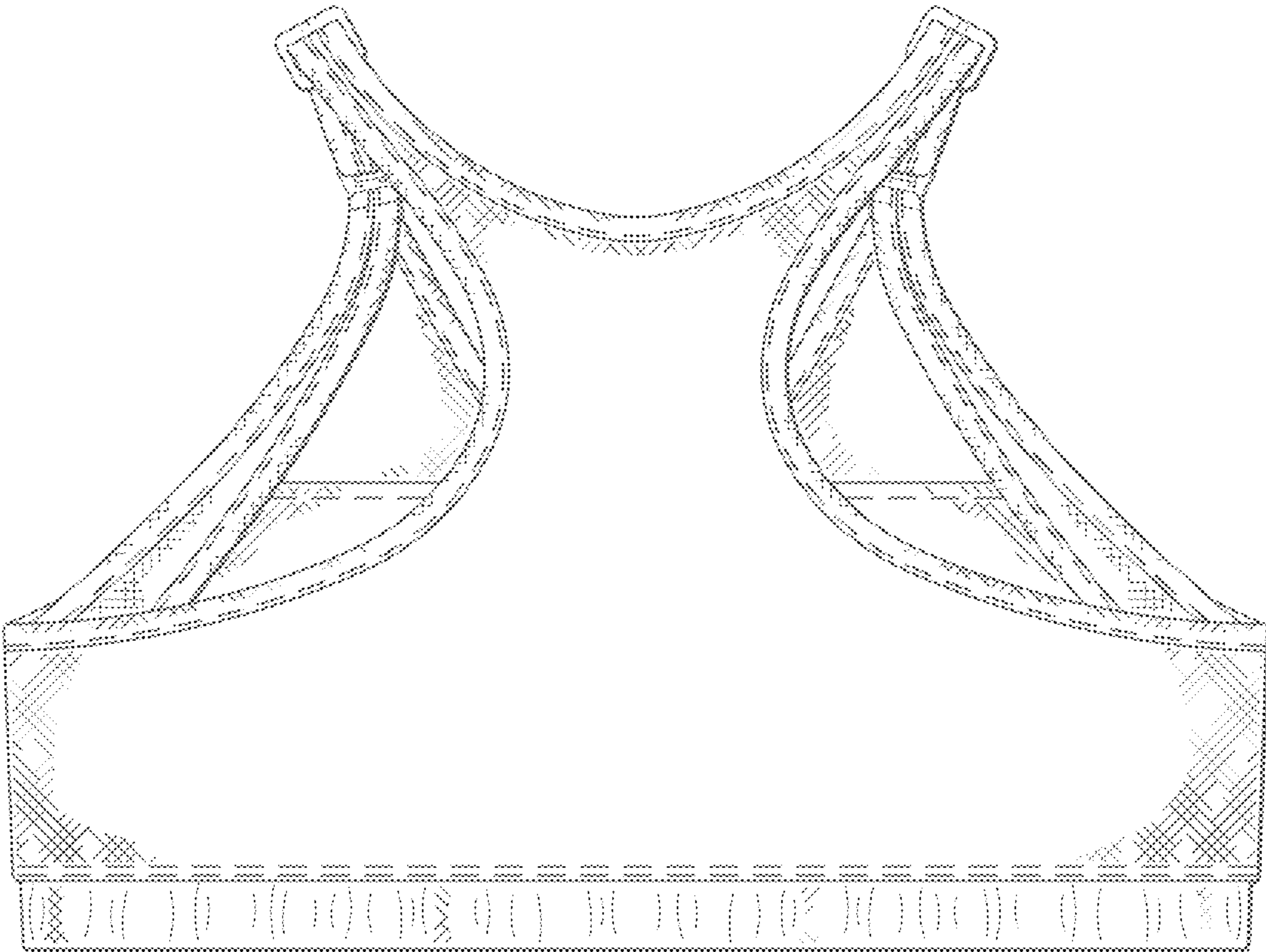


FIG. 7

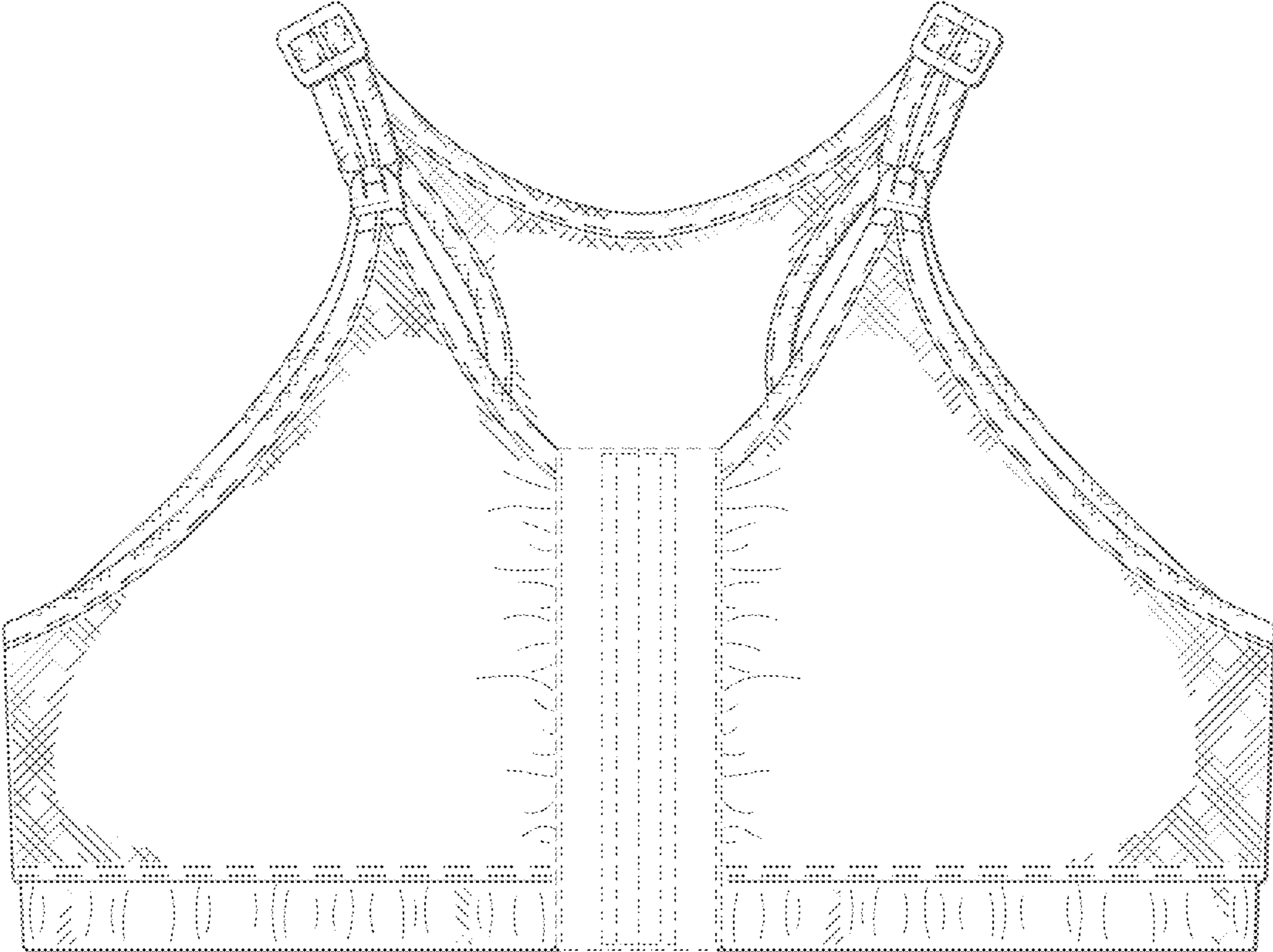


FIG. 8