



US00D879368S

(12) **United States Design Patent** (10) **Patent No.:** **US D879,368 S**
Yando (45) **Date of Patent:** **** Mar. 24, 2020**

(54) **LIGHTING FIXTURE**

(71) Applicant: **SWAROVSKI LIGHTING, LTD.**,
Plattsburgh, NY (US)

(72) Inventor: **Roslyn J. Yando**, Brainardsville, NY
(US)

(73) Assignee: **Swarovski Lighting, Ltd.**, Plattsburgh,
NY (US)

(**) Term: **15 Years**

(21) Appl. No.: **35/001,533**

(22) Filed: **May 16, 2018**

(80) **Hague Agreement Data**

Int. Filing Date: **May 16, 2018**

Int. Reg. No.: **DM/102113**

Int. Reg. Date: **May 16, 2018**

Int. Reg. Pub. Date: **Aug. 10, 2018**

(51) **LOC (12) Cl.** **26-05**

(52) **U.S. Cl.**

USPC **D26/142**

(58) **Field of Classification Search**

USPC D26/40, 41, 67, 70, 72, 74, 76, 78, 79,
D26/80, 81, 82, 83, 85, 86, 88, 90, 93,
D26/111, 113, 118, 119, 120, 121, 122,
D26/138, 139, 140, 141, 142, 152, 154,
D26/156

CPC F21S 2/00; F21S 4/00; F21S 4/003; F21S
4/005; F21S 4/006; F21S 4/007; F21S
4/008; F21S 6/00; F21S 8/00; F21S
8/024; F21S 8/026; F21S 8/031; F21S
8/033; F21S 8/035-037; F21S 8/04; F21S
8/043; F21S 8/063

See application file for complete search history.

(56) **References Cited**

U.S. PATENT DOCUMENTS

D73,360 S * 8/1927 Kislinger D10/132
D522,685 S * 6/2006 Bayer D26/142

D523,578 S * 6/2006 Schuyler D26/142
D530,041 S * 10/2006 Yando D26/154
D534,303 S * 12/2006 Yando D26/154
D606,233 S * 12/2009 Benghozi D26/88
D621,087 S * 8/2010 Nagane D26/86
D622,437 S * 8/2010 Crosby D26/87
D624,236 S * 9/2010 Recore D26/154
D626,683 S * 11/2010 Rabideau D26/154
D626,684 S * 11/2010 Schuyler D26/154
D648,480 S * 11/2011 Yando D26/155
D676,192 S * 2/2013 Yando D26/156
D683,496 S * 5/2013 Yando D26/144
D700,736 S * 3/2014 Schuyler D26/113
D705,482 S * 5/2014 Schuyler D26/154
D705,985 S * 5/2014 Yando D26/152
D775,396 S * 12/2016 Yando D26/81
D777,365 S * 1/2017 Goorsenberg D26/88
D827,905 S * 9/2018 Yando D26/81
D827,906 S * 9/2018 Fuksas D26/88
D832,497 S * 10/2018 Yando D26/142

(Continued)

Primary Examiner — Natasha Vujcic

(74) *Attorney, Agent, or Firm* — Heslin Rothenberg
Farley & Mesiti P.C.


(57) **CLAIM**

The ornamental design for a lighting fixture, as shown and
described.

DESCRIPTION

FIG. 1.1 is a perspective view of a lighting fixture according
to the new design;
FIG. 1.2 is a front elevational view thereof;
FIG. 1.3 is a rear elevational view thereof;
FIG. 1.4 is a top view thereof;
FIG. 1.5 is a bottom view thereof;
FIG. 1.6 is a left side elevational view thereof; and
FIG. 1.7 is a rear side elevational view thereof.
The broken lines in the drawings illustrate portions of the
lighting fixture and form no part of the claimed design.

1 Claim, 7 Drawing Sheets



(56)

References Cited

U.S. PATENT DOCUMENTS

D838,408 S * 1/2019 Park D26/154
D844,218 S * 3/2019 Park D26/118

* cited by examiner




Fig. 1.1

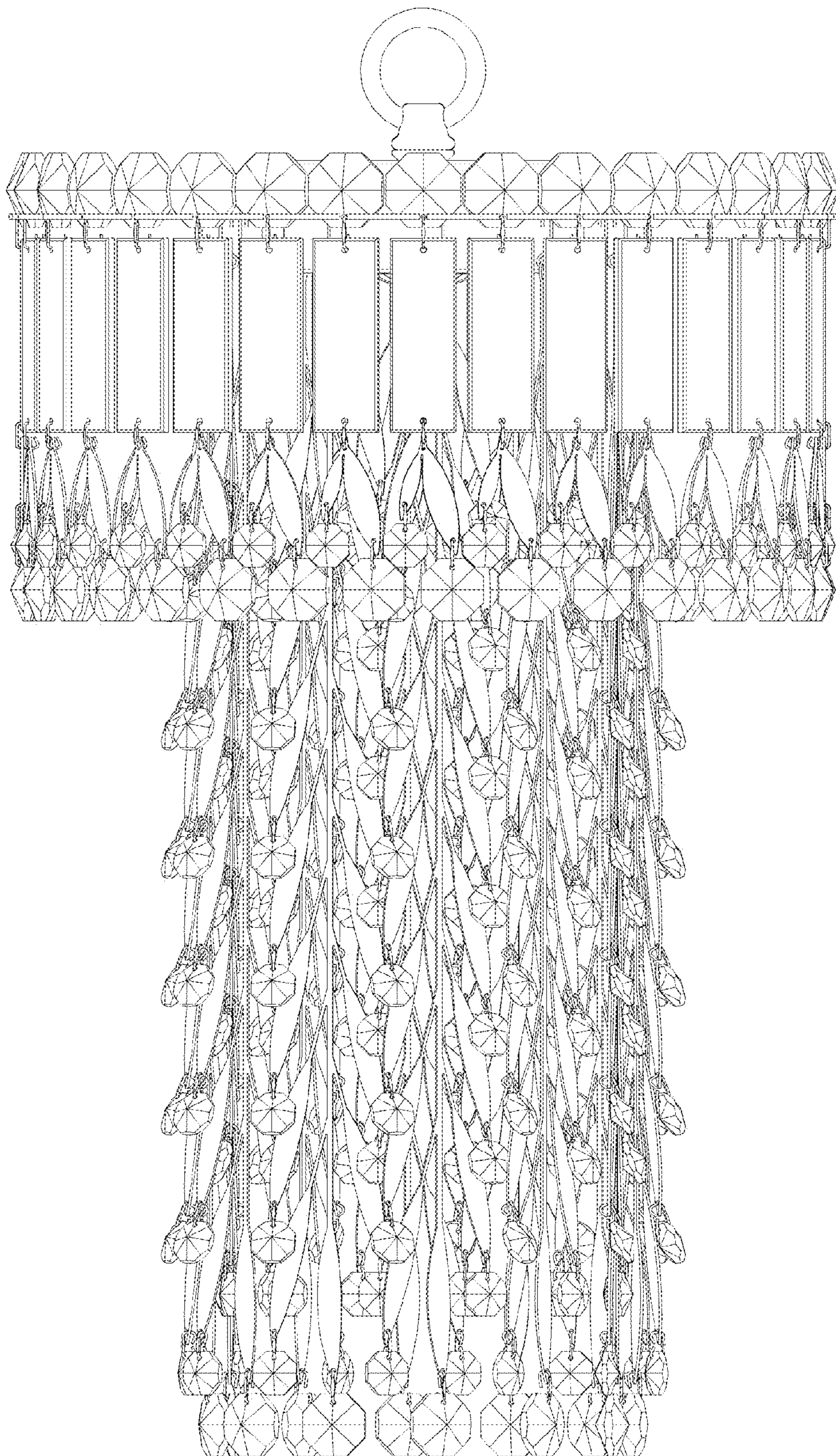


Fig. 1.2

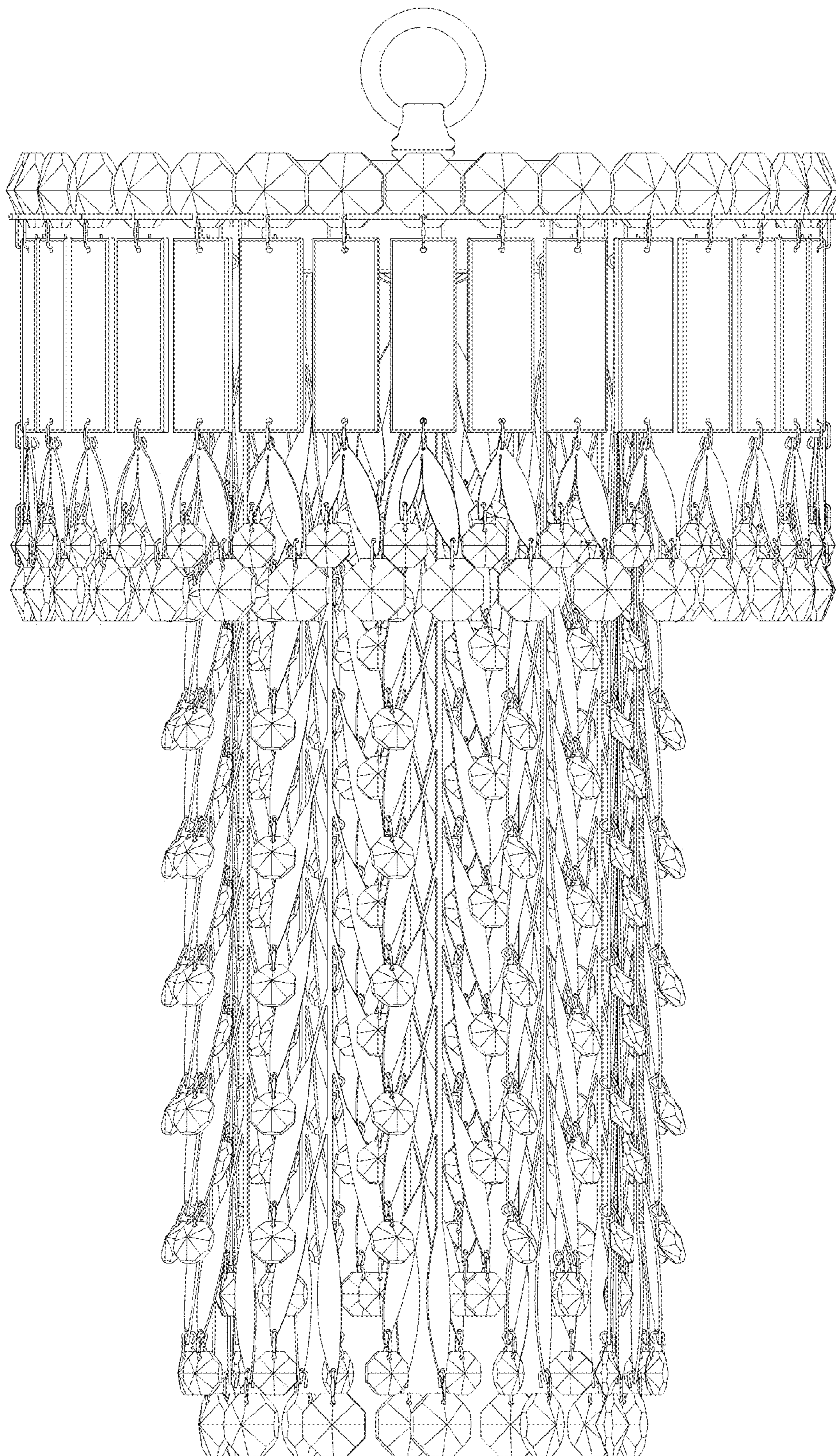


Fig. 1.3




Fig. 1.4




Fig. 1.5

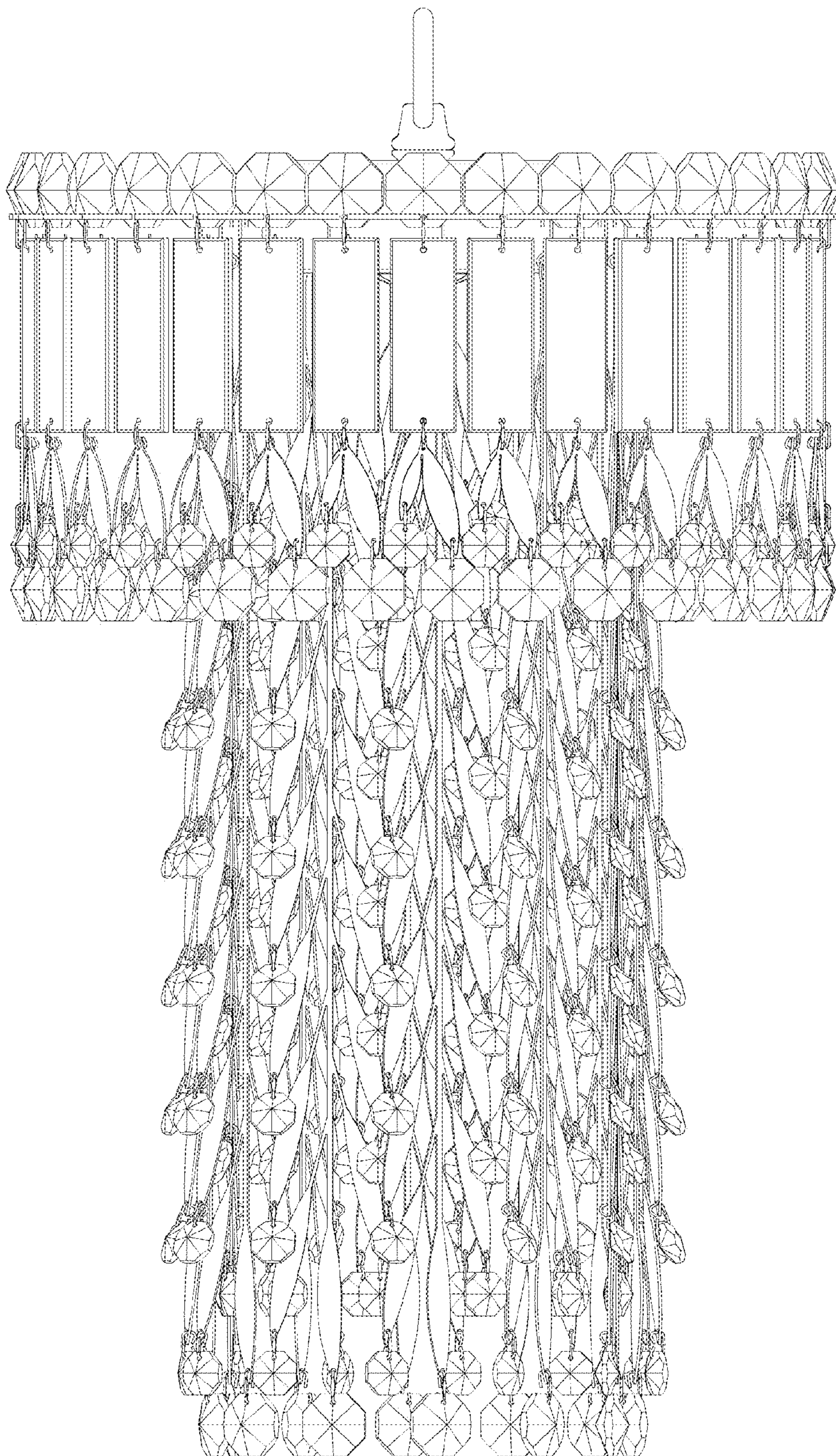


Fig. 1.6

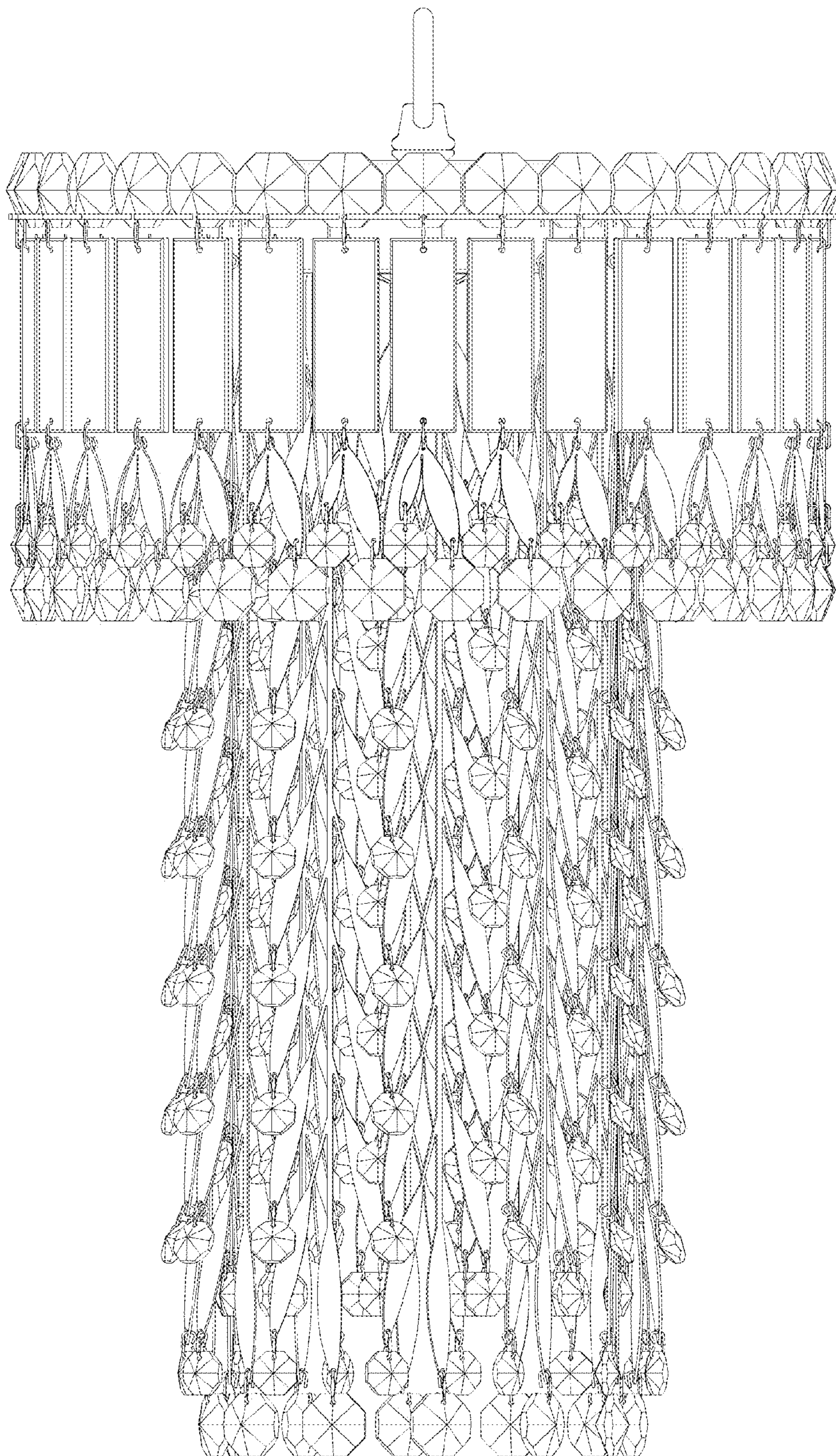


Fig. 1.7