



US00D879357S

(12) **United States Design Patent**  
**Vuorivirta et al.**

(10) **Patent No.:** **US D879,357 S**  
(45) **Date of Patent:** **\*\* Mar. 24, 2020**

(54) **LAMP**  
(71) Applicant: **Inter IKEA Systems B.V.**, LN Delft (NL)  
(72) Inventors: **Iina Pauliina Vuorivirta**, Helsingborg (FI); **Andreas Fredriksson**, Älmhult (SE)  
(73) Assignee: **INTER IKEA SYSTEMS B.V.**, Delft (NL)  
(\*\*) Term: **15 Years**  
(21) Appl. No.: **29/660,510**  
(22) Filed: **Aug. 21, 2018**  
(30) **Foreign Application Priority Data**

Feb. 23, 2018 (EM) ..... 004723336

(51) **LOC (12) Cl.** ..... **26-05**

(52) **U.S. Cl.**  
USPC ..... **D26/104**

(58) **Field of Classification Search**  
USPC .... D26/1, 24, 40, 88, 93, 96, 104, 105, 106, D26/107, 108, 109, 110, 128; D14/172, D14/188, 496, 509  
CPC .... F21S 6/00; F21S 6/002; F21S 6/003; F21S 6/004; F21S 6/005; F21S 6/006; F21S 6/007; F21S 8/035; F21S 8/063; F21V 15/01; F21V 15/012; F21V 21/06; F21V 21/08; F21V 33/00; F21V 33/0024; F21V 33/0048; F21V 33/0056; F21W 2131/30; F21W 2131/40; F21W 2131/301  
See application file for complete search history.

(56) **References Cited**  
U.S. PATENT DOCUMENTS

D369,430 S \* 4/1996 Huang ..... D26/106  
D393,917 S \* 4/1998 Hutton ..... D26/106

D420,165 S \* 2/2000 Chiu ..... D26/112  
D587,393 S \* 2/2009 Lin ..... D26/93  
D609,390 S \* 2/2010 Sabernig ..... D26/93  
D609,850 S \* 2/2010 Chiu ..... D26/93  
D647,242 S \* 10/2011 Staples ..... D26/93  
D650,510 S \* 12/2011 Jensen ..... D26/93  
D664,283 S \* 7/2012 Sofield ..... D26/93  
D738,561 S \* 9/2015 Ellis ..... D26/110  
D765,304 S \* 8/2016 Laviani ..... D26/110  
D790,108 S \* 6/2017 Starck ..... D26/93  
D790,109 S \* 6/2017 Starck ..... D26/93  
D803,462 S \* 11/2017 Couckhuyt ..... D26/93  
D812,643 S \* 3/2018 Akana ..... D14/496  
D819,596 S \* 6/2018 Sun ..... D14/211  
D857,972 S \* 8/2019 Starck ..... D26/93  
D863,356 S \* 10/2019 Akana ..... D14/496  
2012/0140495 A1 \* 6/2012 Zhang ..... F21S 6/002  
362/431

(Continued)

*Primary Examiner* — Wan Laymon  
*Assistant Examiner* — Clint A Samuel  
(74) *Attorney, Agent, or Firm* — Tucker Ellis LLP

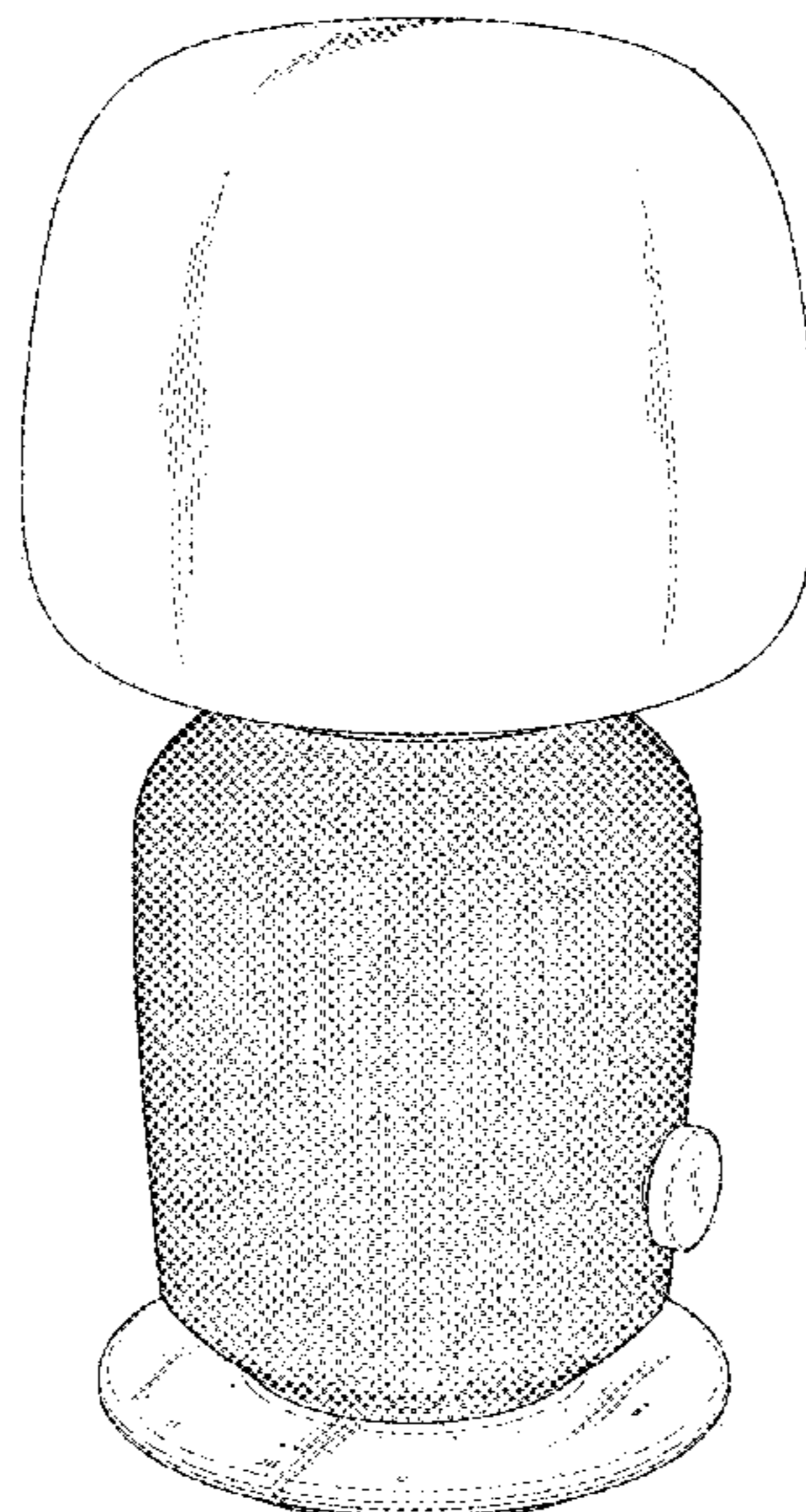
(57) **CLAIM**

The ornamental design for a lamp, as shown and described.

**DESCRIPTION**

FIG. 1 is a perspective view of a lamp showing our new design;  
FIG. 2 is a front view thereof;  
FIG. 3 is a rear view thereof;  
FIG. 4 is a right side view thereof;  
FIG. 5 is a left side view thereof;  
FIG. 6 is a top view thereof; and,  
FIG. 7 is a bottom view thereof.  
The broken lines shown herein are for the purpose of illustrating portions of the lamp and form no part of the claimed design.

**1 Claim, 7 Drawing Sheets**



(56)

**References Cited**

U.S. PATENT DOCUMENTS

2013/0063935 A1\* 3/2013 Thrailkill ..... F21K 9/232  
362/231

\* cited by examiner

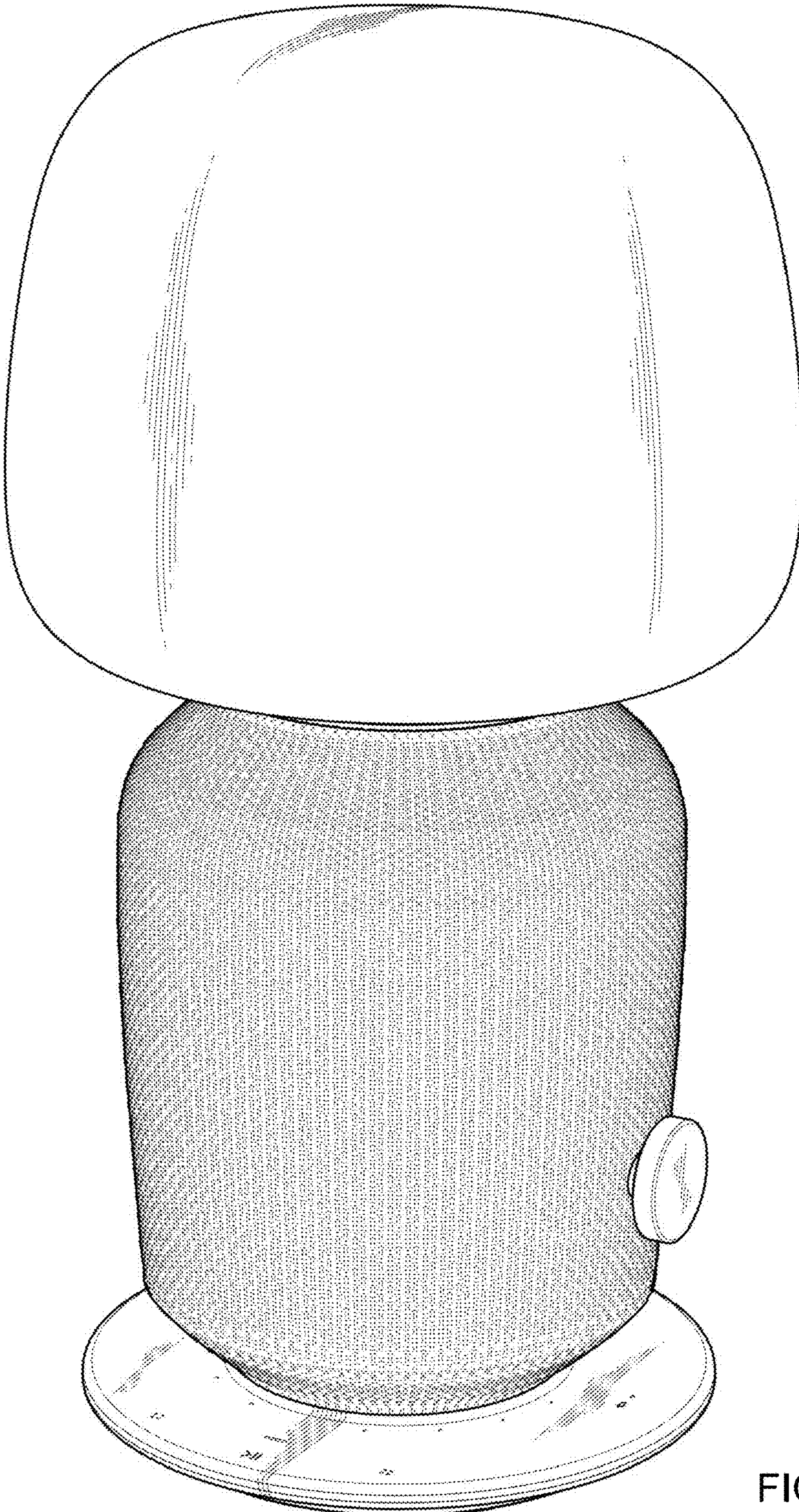


FIG. 1

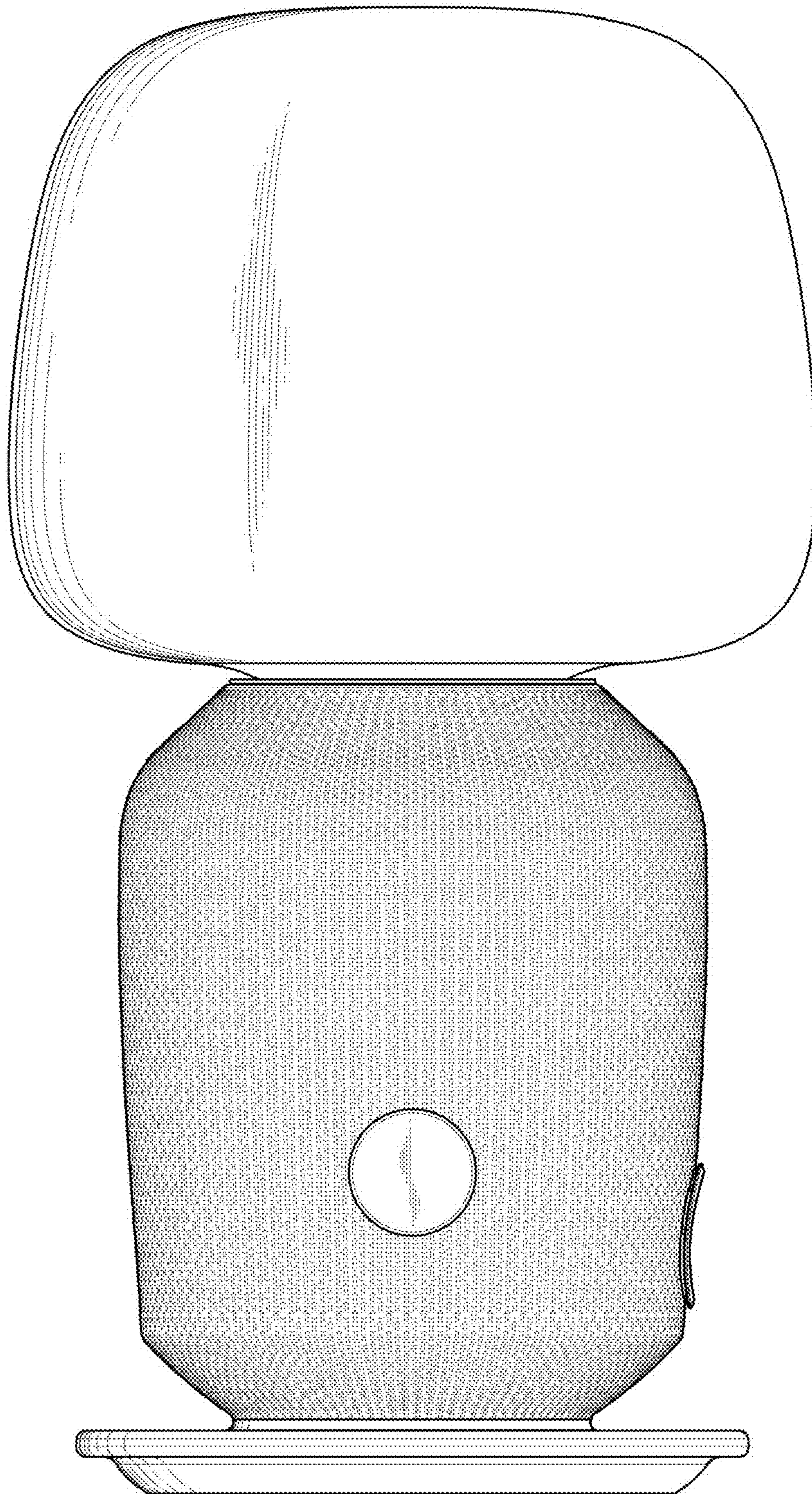


FIG. 2




FIG. 3

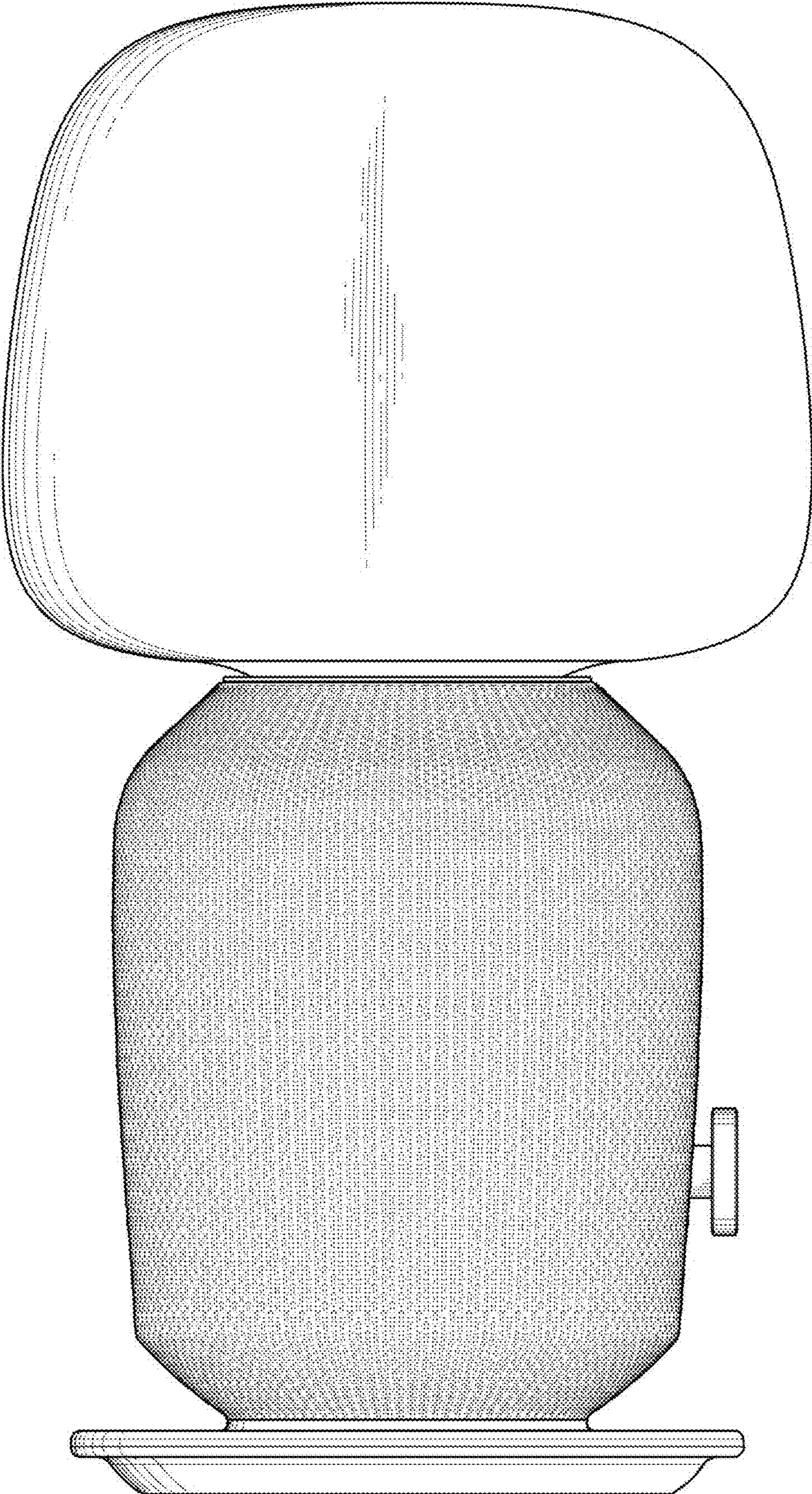


FIG. 4

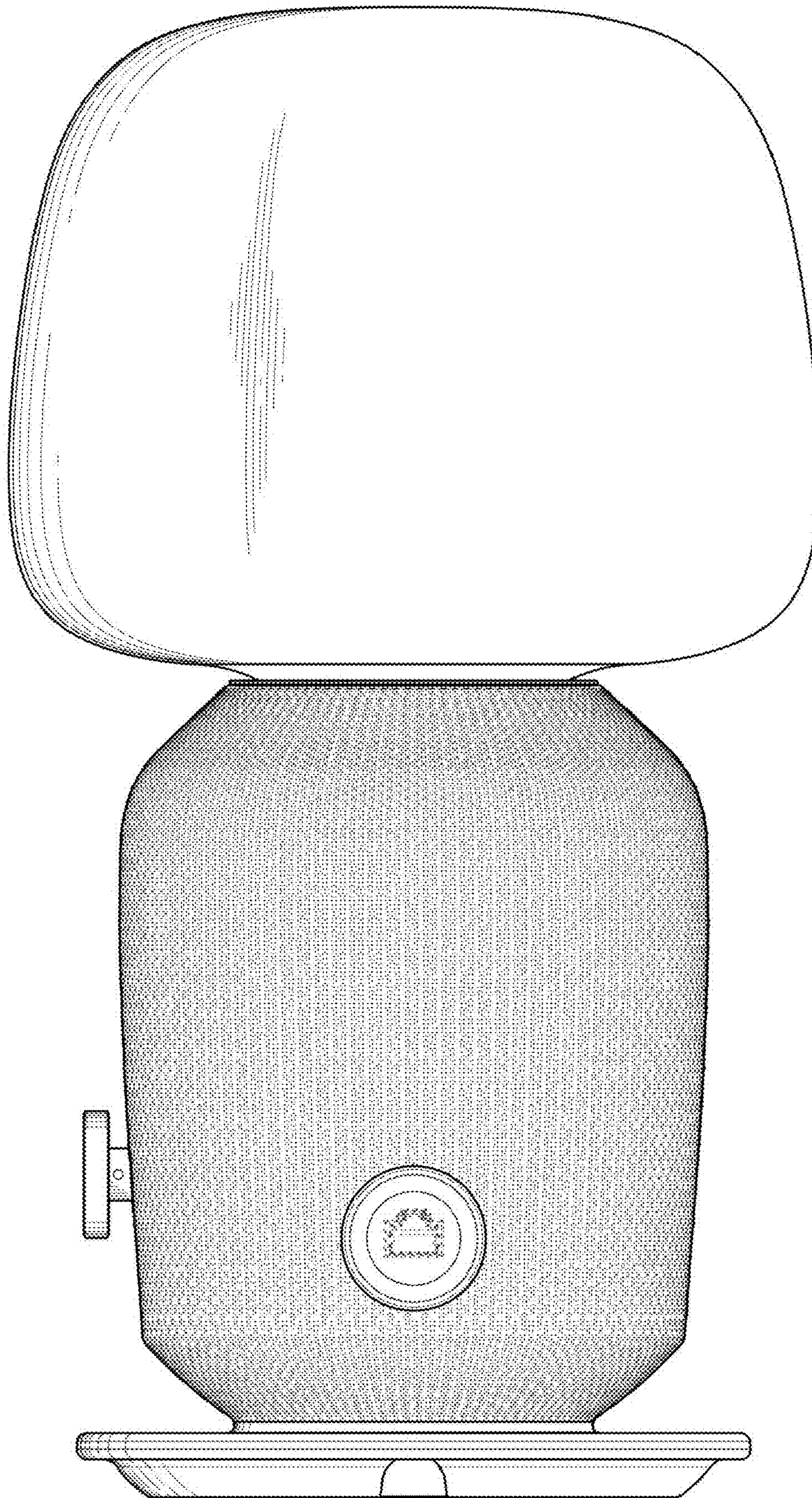


FIG. 5

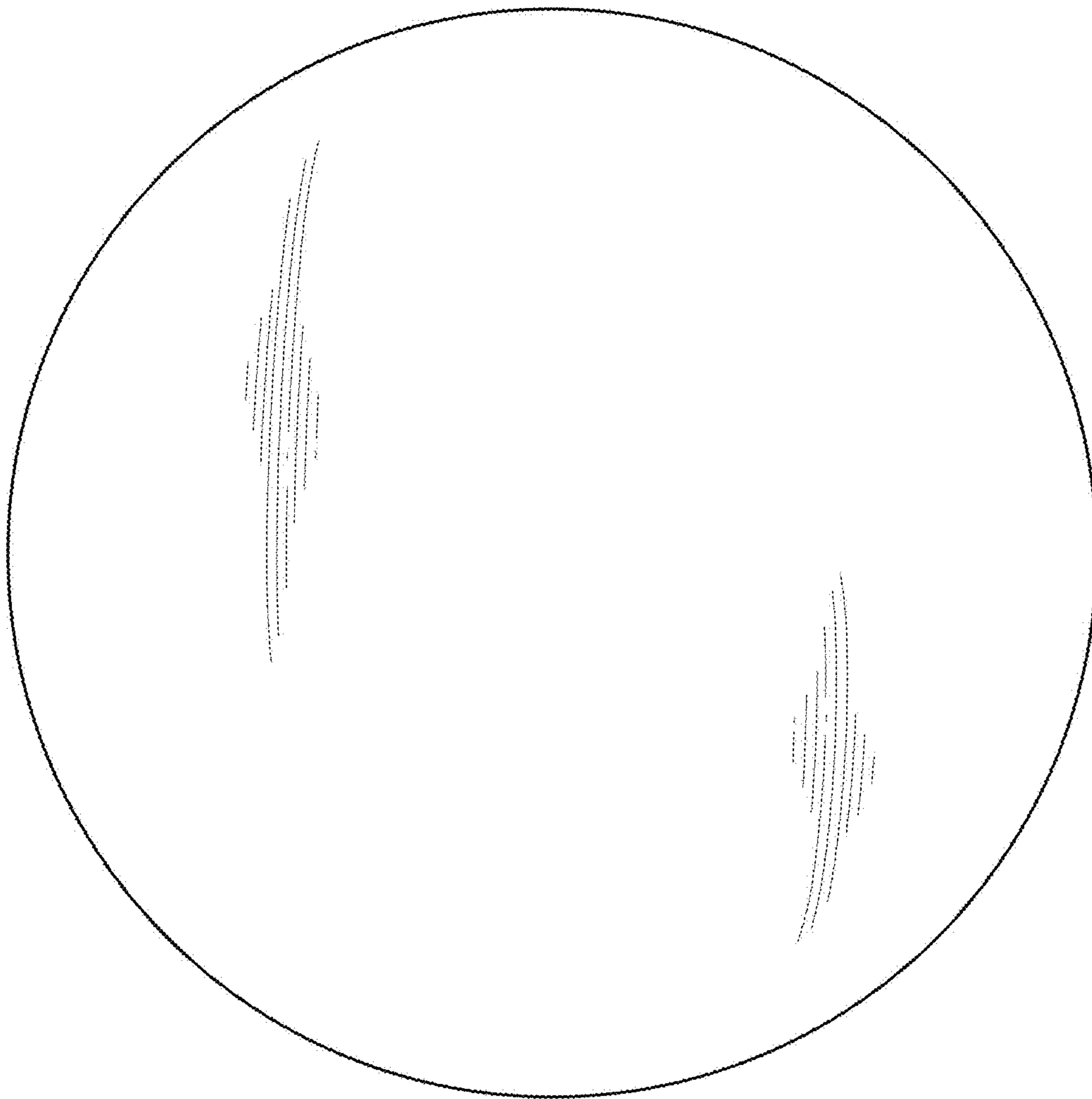


FIG. 6



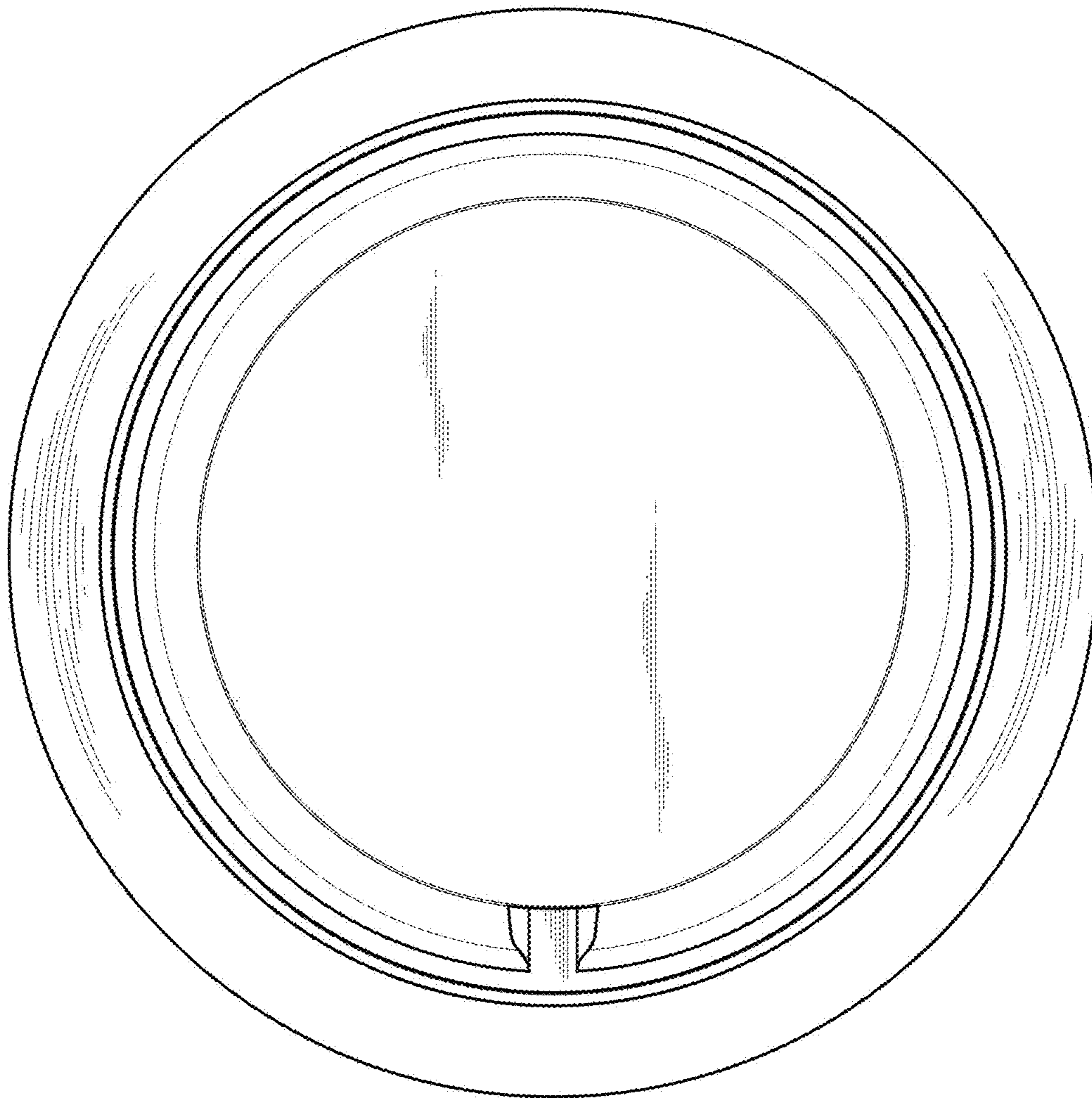


FIG. 7