



US00D879337S

(12) **United States Design Patent**
Lai

(10) **Patent No.:** **US D879,337 S**

(45) **Date of Patent:** **** Mar. 24, 2020**

- (54) **AUTOMOBILE HEADLIGHT**
- (71) Applicant: **Ching-Tsung Lai**, Tainan (TW)
- (72) Inventor: **Ching-Tsung Lai**, Tainan (TW)
- (**) Term: **15 Years**
- (21) Appl. No.: **29/626,928**
- (22) Filed: **Nov. 21, 2017**
- (51) **LOC (12) Cl.** **26-05**
- (52) **U.S. Cl.**
USPC **D26/28**
- (58) **Field of Classification Search**
USPC D26/28-36
CPC F21S 48/00; F21S 48/10; F21S 48/1266;
F21S 48/1388; F21S 48/2268; F21V
21/04
See application file for complete search history.

D870,932 S	*	12/2019	Lin	D26/28
D870,934 S	*	12/2019	Wu	D26/28
D870,936 S	*	12/2019	Wu	D26/28
D870,937 S	*	12/2019	Wu	D26/28

* cited by examiner

Primary Examiner — Mark A Goodwin
Assistant Examiner — Benjamin M Weeks
 (74) *Attorney, Agent, or Firm* — Alexander Chen, Esq.;
 Agnew International Patent & Trademark Law Firm

(57) **CLAIM**

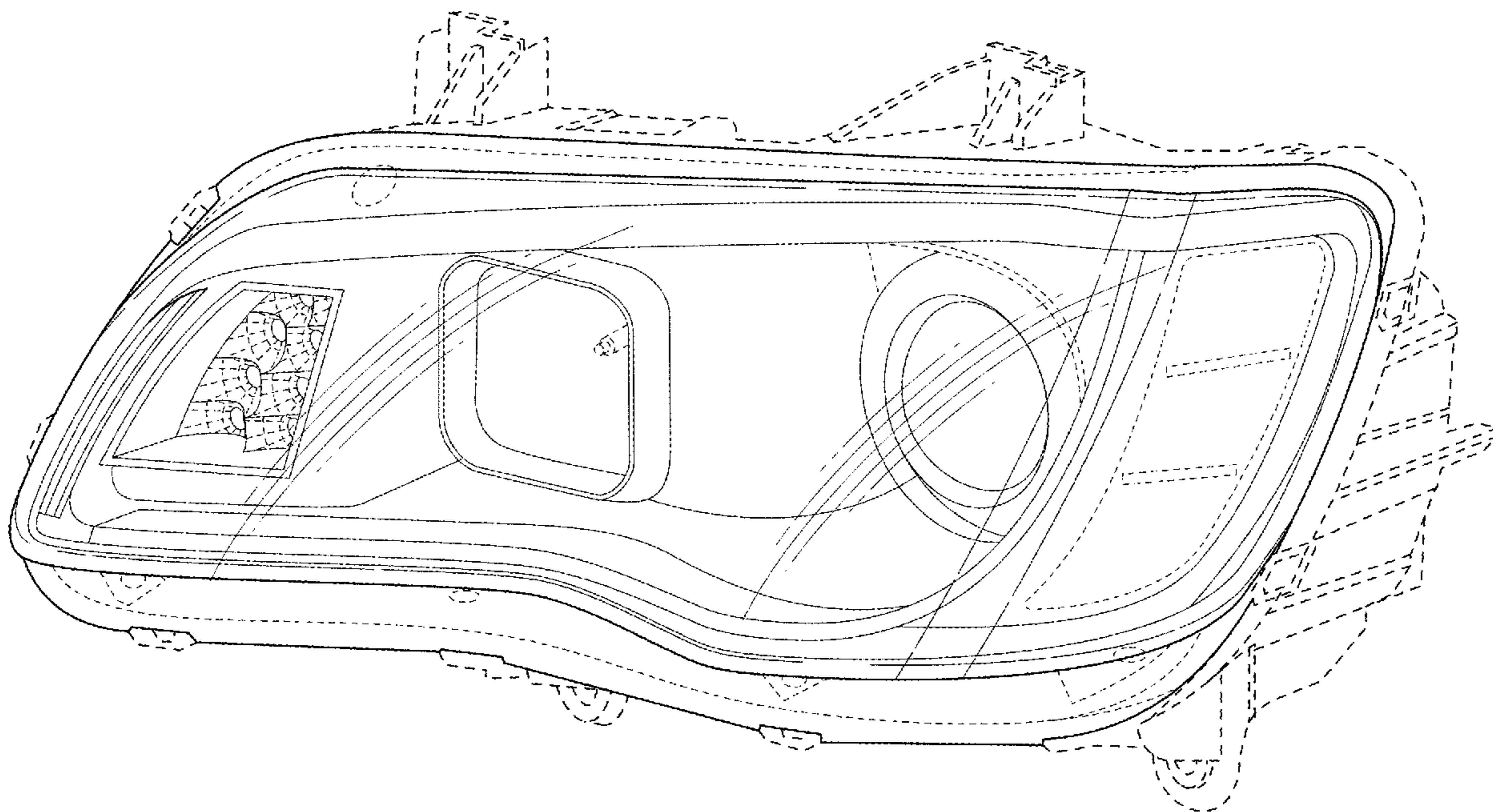
The ornamental design for an automobile headlight, as shown and described.

DESCRIPTION

FIG. 1 is a perspective view of an automobile headlight showing my new design;
 FIG. 2 is a top view thereof;
 FIG. 3 is a front view thereof; and,
 FIG. 4 is a left side view thereof.
 The broken lines are included to show environmental structure and form no part of the claimed design.
 FIGS. 1-4 show a left side embodiment. The claim is also directed to a second right side embodiment of an automobile headlight where FIGS. 1-4 are a mirror image of the left side shown.

1 Claim, 4 Drawing Sheets

- (56) **References Cited**
U.S. PATENT DOCUMENTS
- | | | | | | |
|------------|---|---------|--------|-------|--------|
| D815,320 S | * | 4/2018 | Tanaka | | D26/28 |
| D831,245 S | * | 10/2018 | Lin | | D26/28 |
| D856,557 S | * | 8/2019 | Lin | | D26/28 |
| D856,558 S | * | 8/2019 | Lin | | D26/28 |
| D863,626 S | * | 10/2019 | Lin | | D26/28 |
| D870,928 S | * | 12/2019 | Lin | | D26/28 |



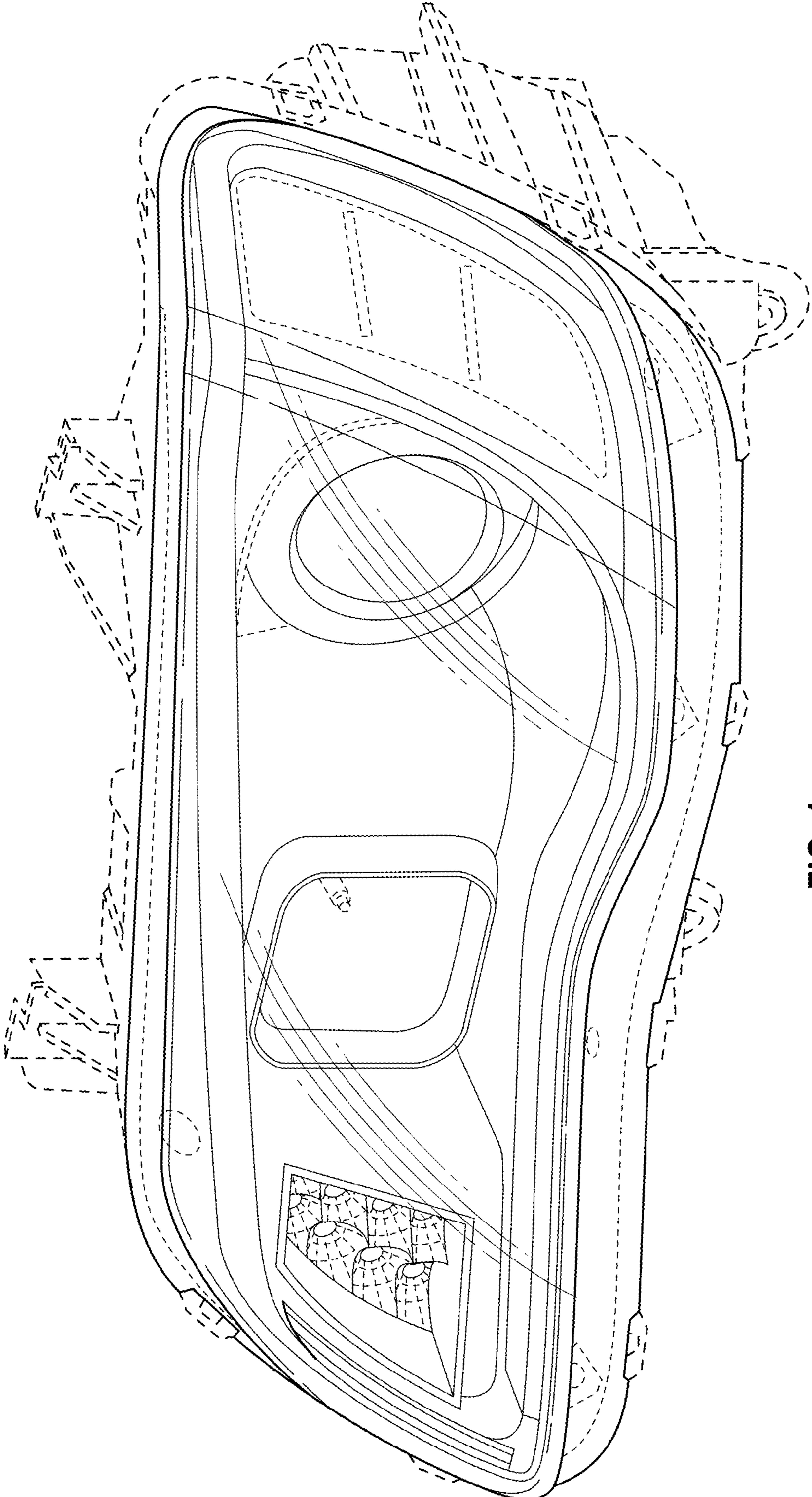


FIG. 1

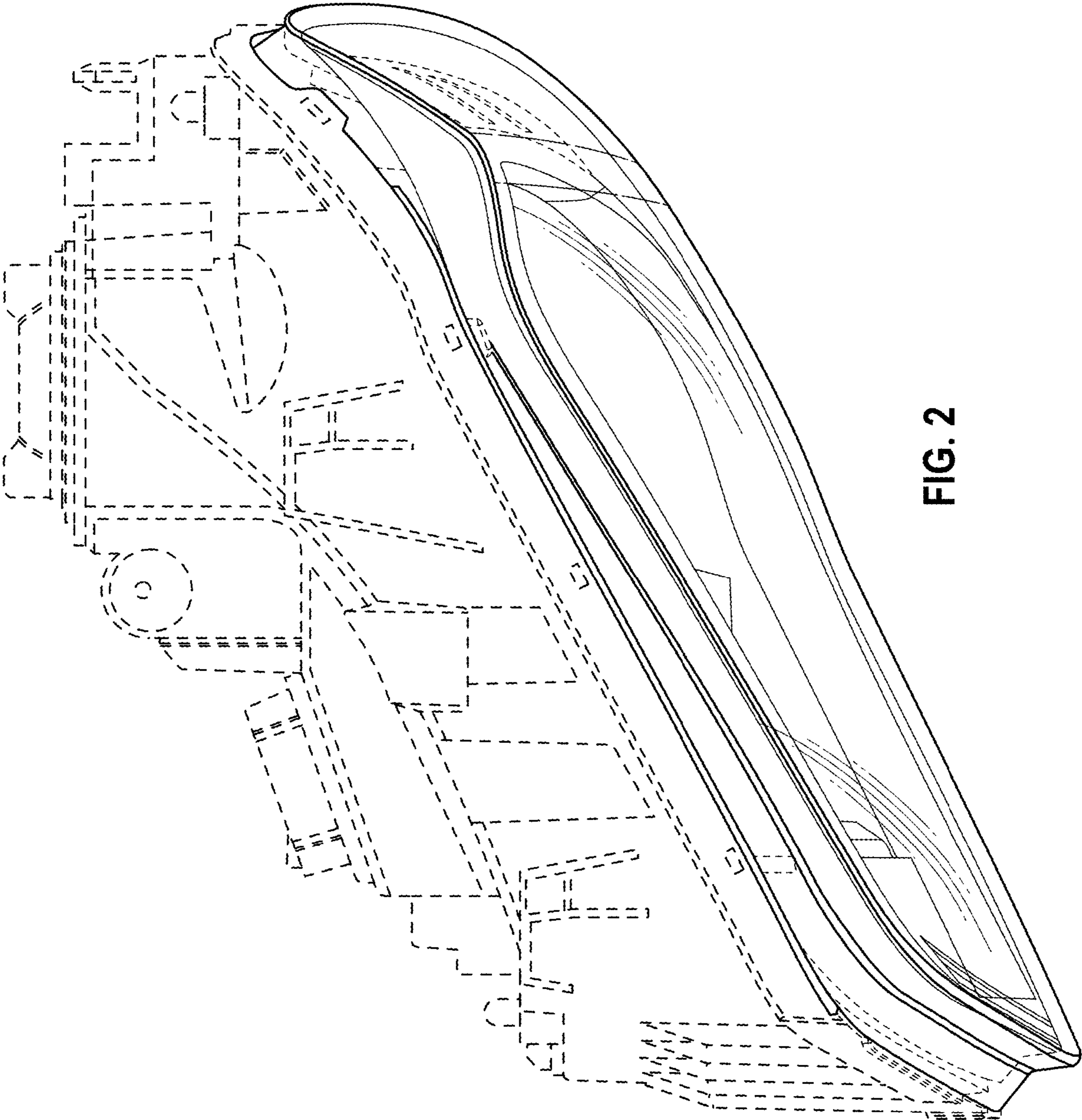


FIG. 2

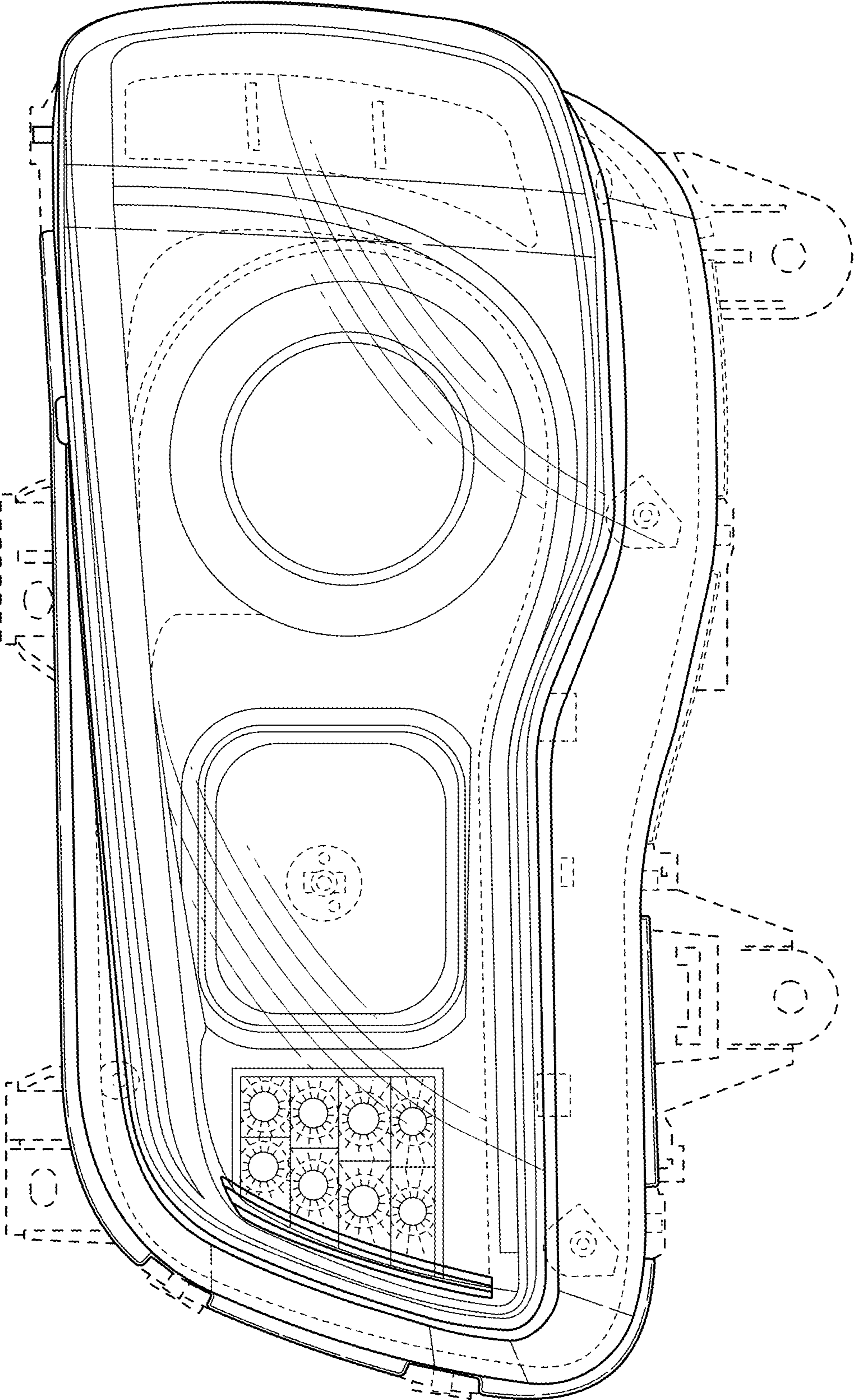


FIG. 3

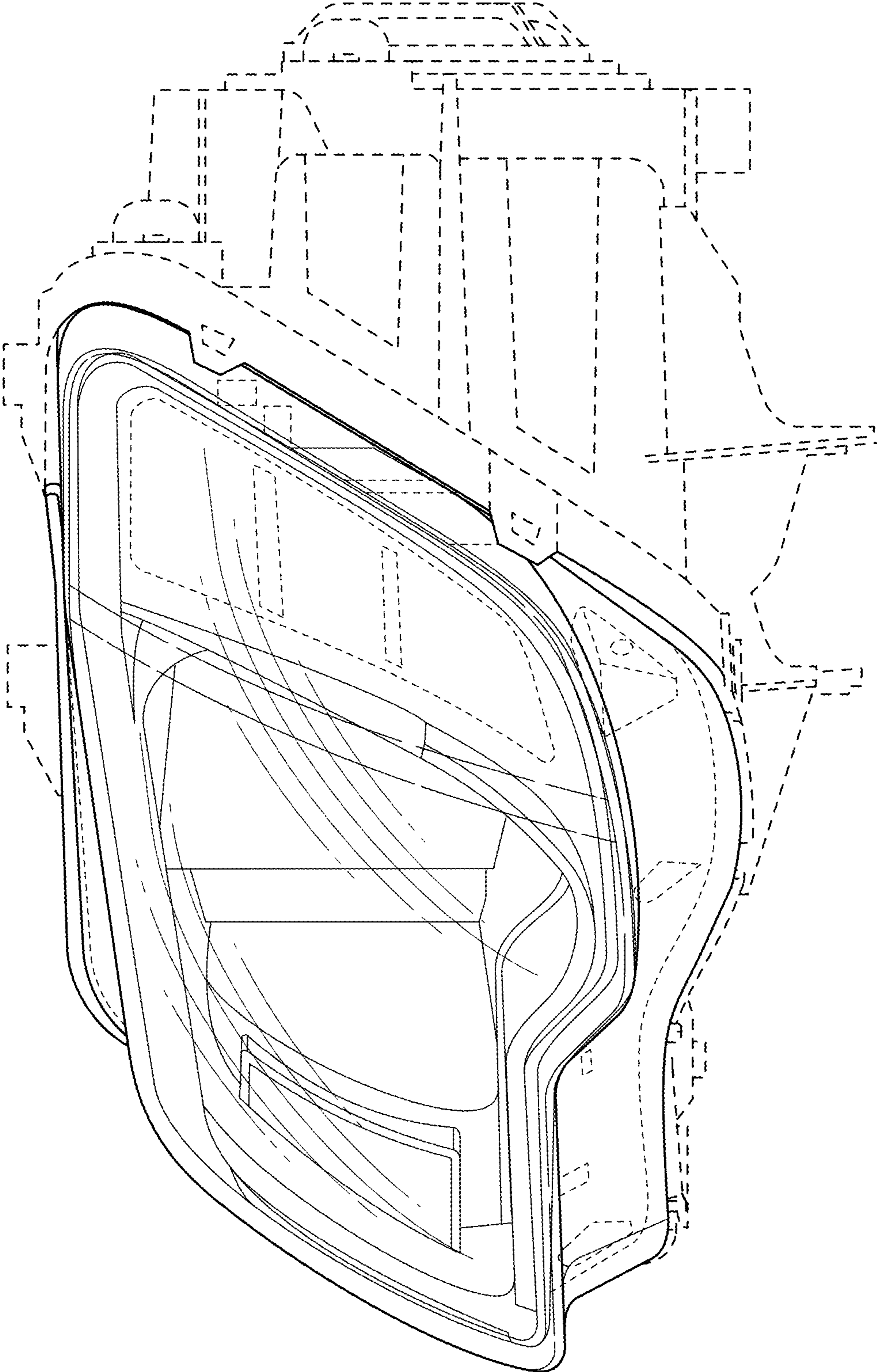


FIG. 4