



US00D879309S

(12) **United States Design Patent** (10) **Patent No.:** **US D879,309 S**
Reinke et al. (45) **Date of Patent:** **** Mar. 24, 2020**

(54) **MATERNITY SUPPORT**
(71) Applicant: **Scott Specialties, Inc.**, Belleville, KS (US)
(72) Inventors: **Melva Reinke**, Belleville, KS (US); **Teresa Champlin**, Concordia, KS (US); **Melissa Novak**, Narka, KS (US)
(73) Assignee: **Scott Specialties, Inc.**, Belleville, KS (US)
(**) Term: **15 Years**
(21) Appl. No.: **29/659,484**
(22) Filed: **Aug. 9, 2018**
(51) **LOC (12) Cl.** **24-99**
(52) **U.S. Cl.**
USPC **D24/190**
(58) **Field of Classification Search**
USPC D2/624-629, 631, 636-640, 701;
D3/224, 226; D11/200; D24/190;
D30/152; D29/101.3
CPC .. A41F 9/025; A41F 9/02; A41F 9/007; A41F 9/002; A41F 9/00; A41F 5/00; A41F 3/04; A41F 3/02; A41F 3/00; A41F 15/00; A41F 11/16; A41F 11/14; A41F 11/08; A41F 11/02; A41F 11/00; A41F 1/08; A41F 1/002; A45F 2003/144; A42D 1/21; A61F 2007/0022; A61F 2007/0023; A61F 5/028; A61B 5/6804; A61B 5/4343
See application file for complete search history.

(56) **References Cited**
U.S. PATENT DOCUMENTS
1,262,804 A * 4/1918 Jones A41C 1/10
450/155
2,435,311 A * 2/1948 Kimmell A41F 11/02
2/315

2,862,500 A * 12/1958 Blatt A41C 1/10
450/111
D328,383 S * 8/1992 Working, Jr. D24/190
D374,547 S * 10/1996 McDonald D24/190
D375,823 S * 11/1996 Bleiweis D2/627
D404,490 S * 1/1999 Tripolsky D24/190
D437,416 S * 2/2001 Slautterback D24/190
D451,605 S * 12/2001 Snider D24/190
D488,842 S * 4/2004 Mills D21/662
7,071,175 B1 7/2006 Linschoten
7,101,348 B2 * 9/2006 Garth A61F 5/03
128/845
D554,761 S * 11/2007 Marin D24/206
D595,859 S * 7/2009 Young D24/190
D628,300 S 11/2010 Caden
D660,439 S * 5/2012 Chen D24/190
D666,258 S * 8/2012 Campbell D21/683

(Continued)

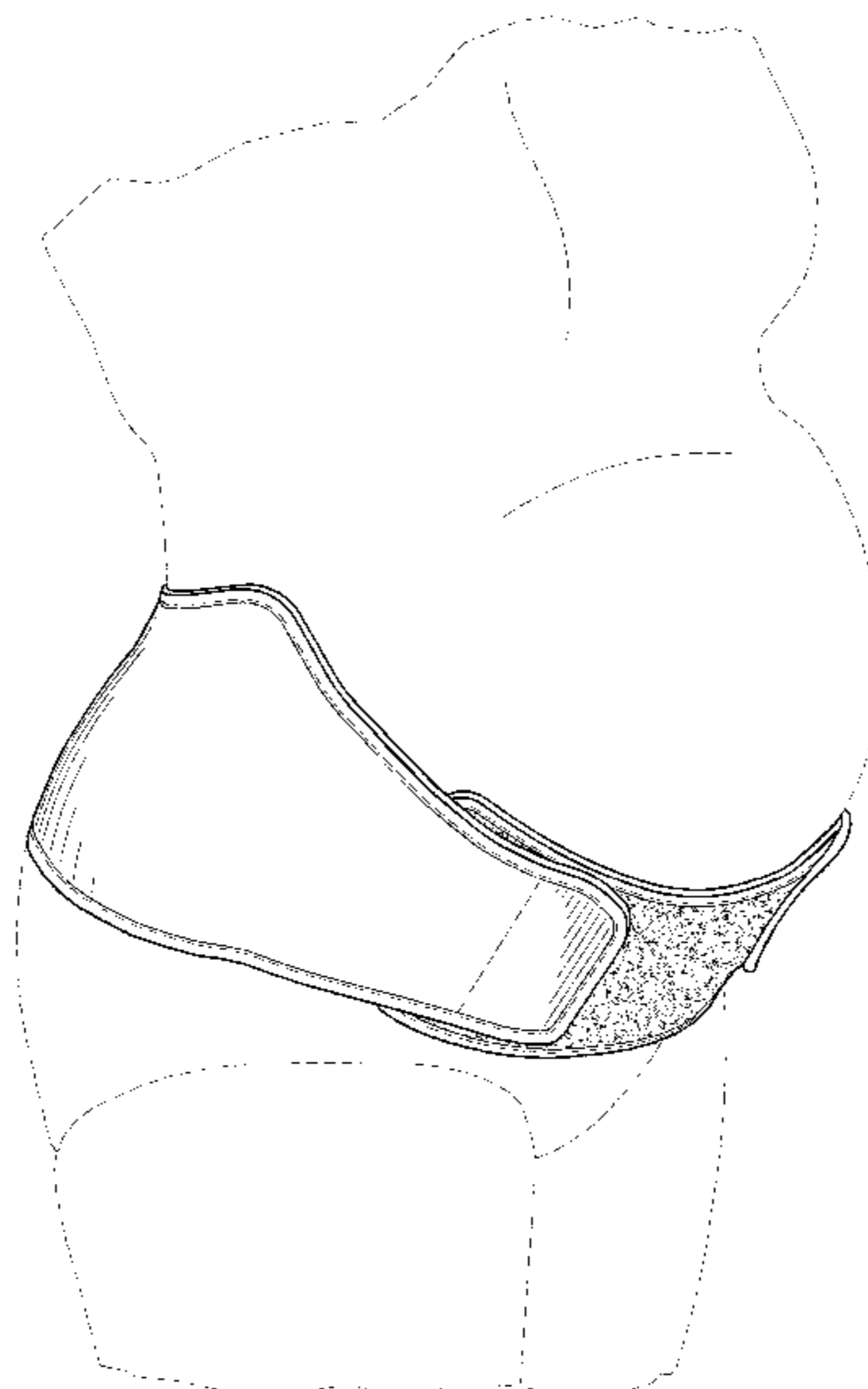
Primary Examiner — Kevin K Rudzinski
Assistant Examiner — Clare Ann Gannon
(74) *Attorney, Agent, or Firm* — Erickson Kernell IP, LLC

(57) **CLAIM**
The ornamental design for a maternity support, as shown and described.

DESCRIPTION

FIG. 1 is a perspective view of a maternity support, showing the new design in a position of use;
FIG. 2 is an exploded top plan view thereof;
FIG. 3 is an exploded bottom plan view thereof;
FIG. 4 is a front perspective view thereof, shown in a position of use;
FIG. 5 is a rear perspective view thereof, shown in a position of use; and,
FIG. 6 is a left side perspective view thereof, shown in a position of use.
The broken lines shown in the drawings illustrate a human figure and the stitching, which are for environmental purposes only and do not form any part of the claimed design.

1 Claim, 5 Drawing Sheets



(56)

References Cited

U.S. PATENT DOCUMENTS

D683,845 S * 6/2013 Abel A63B 69/0059
D24/110
D749,230 S * 2/2016 Safko D24/190
D784,546 S * 4/2017 Gordon A61F 5/03
D24/190
D791,333 S * 7/2017 Wilson D24/190
9,975,025 B2 * 5/2018 McCrane A63B 69/0059
D831,221 S * 10/2018 Smith D24/190
2013/0072087 A1 * 3/2013 Chen A41D 1/21
450/155
2017/0259891 A1 * 9/2017 Curnutte B63B 35/7946

* cited by examiner

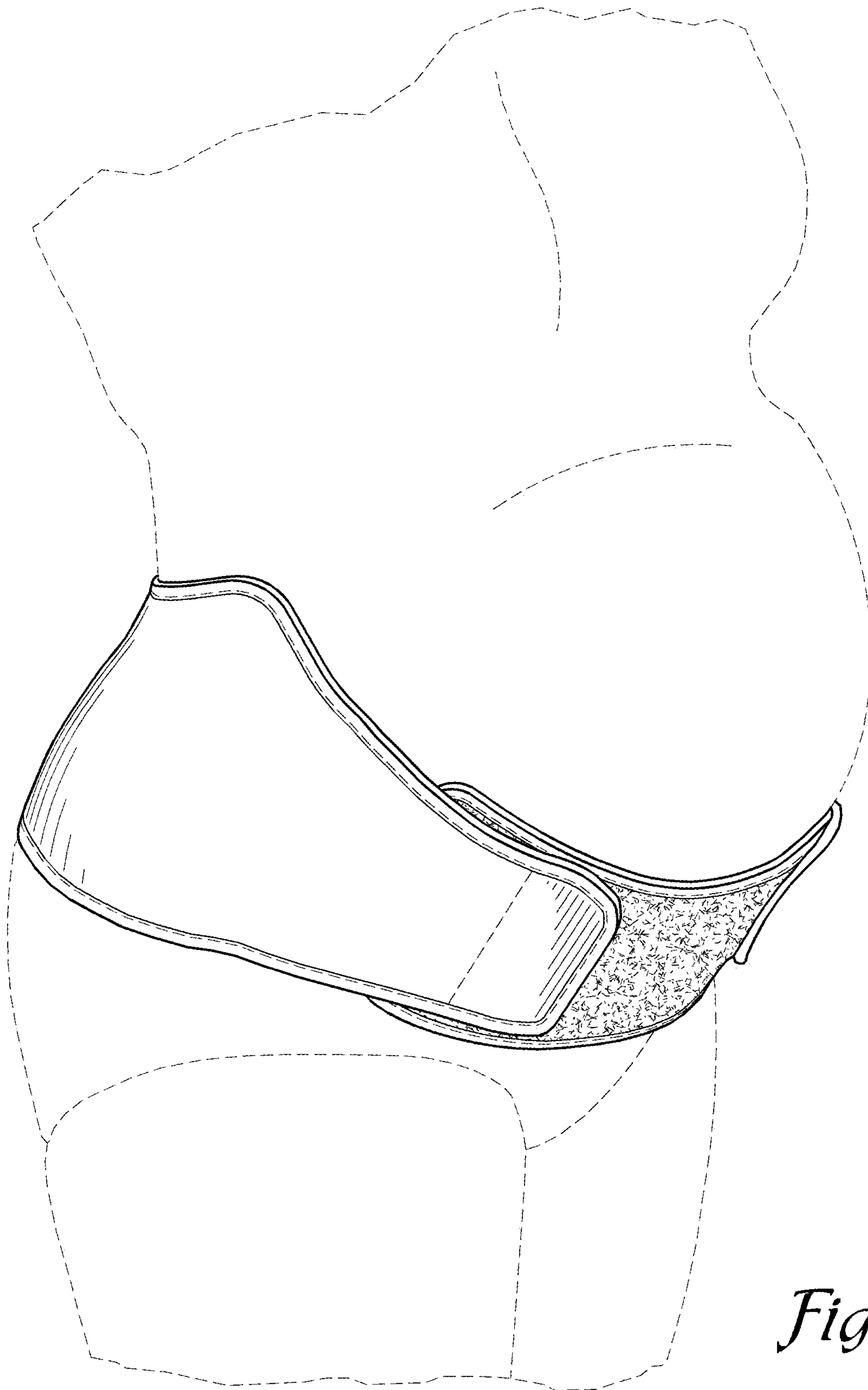


Fig. 1

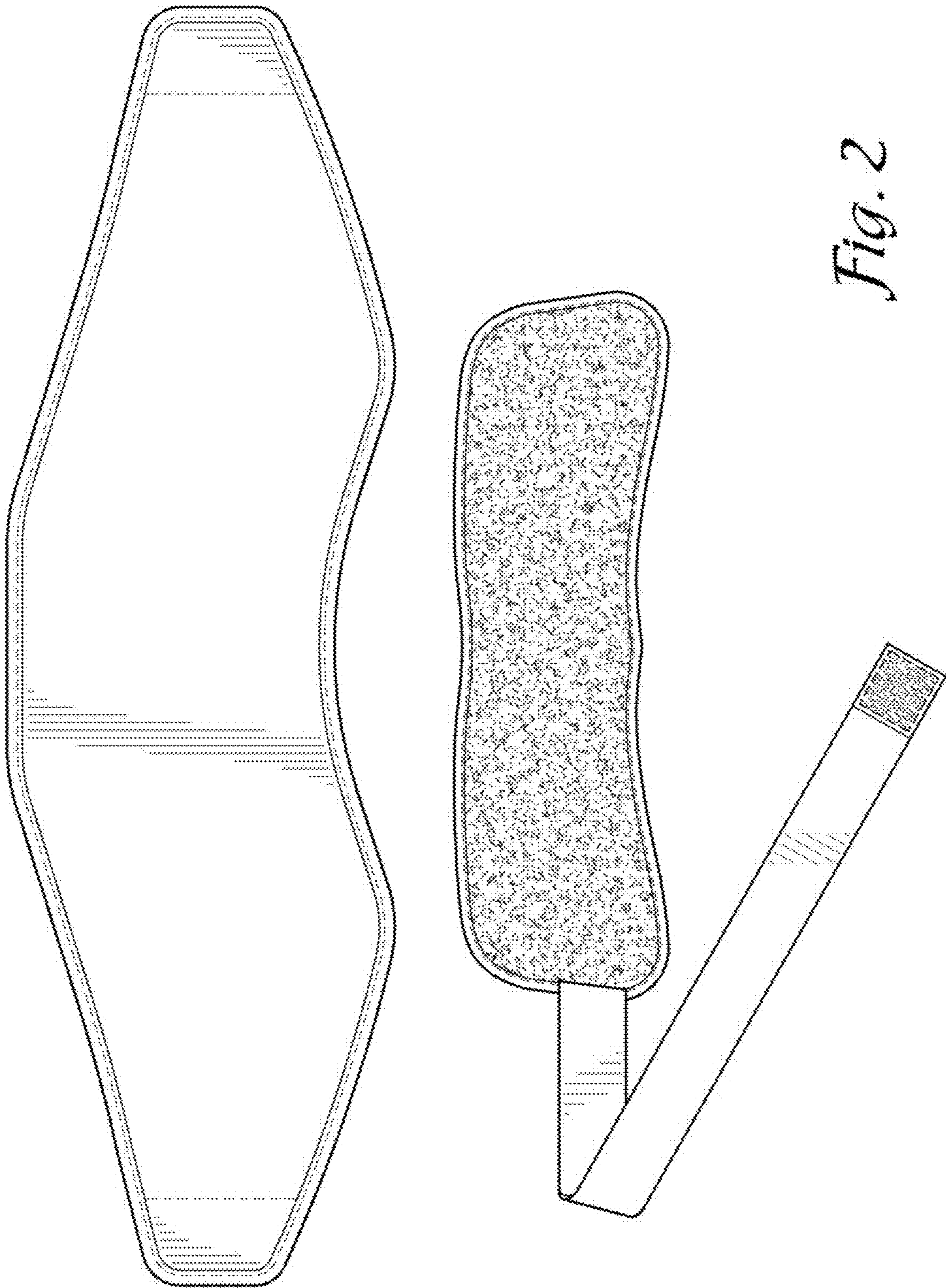
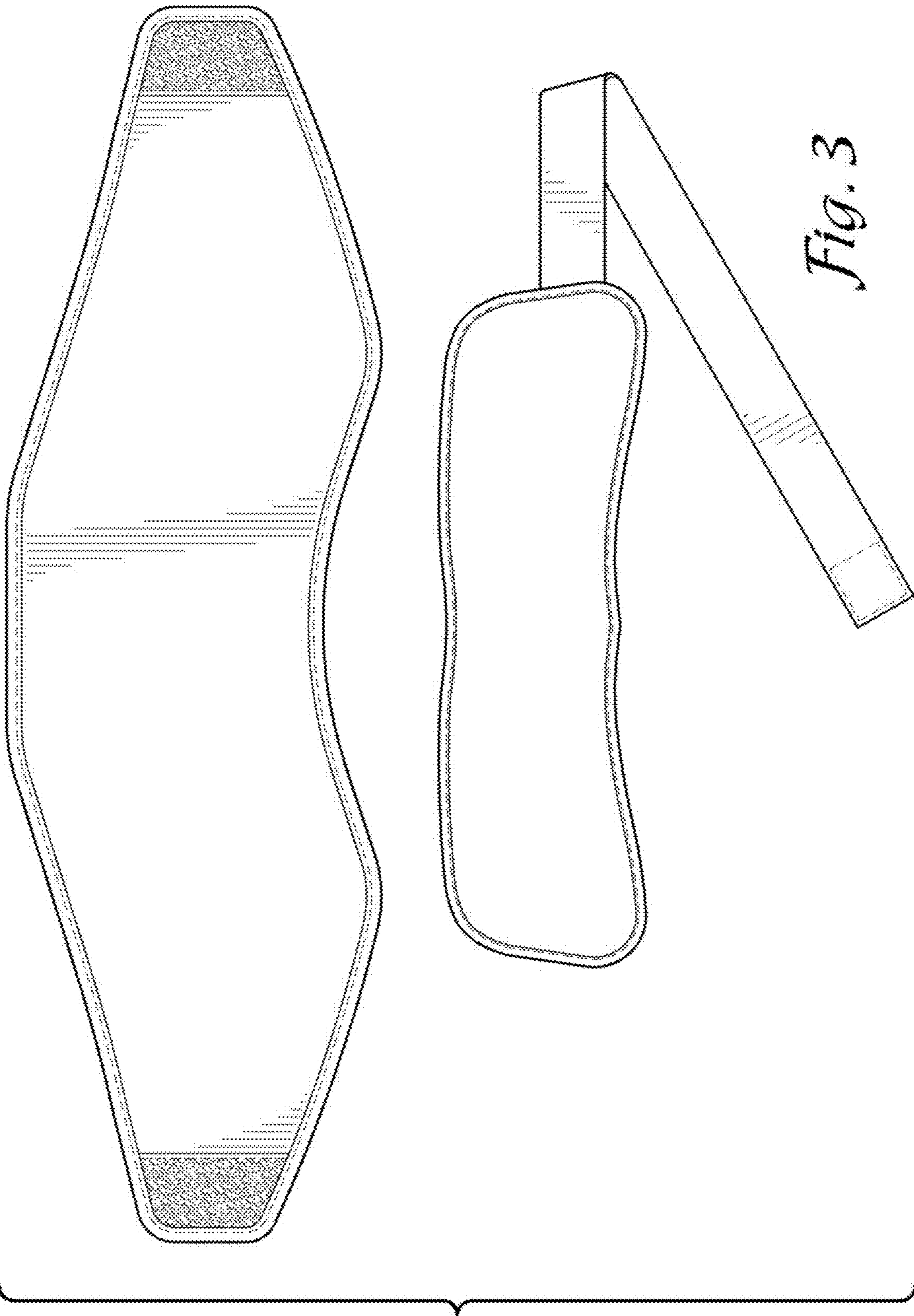


Fig. 2



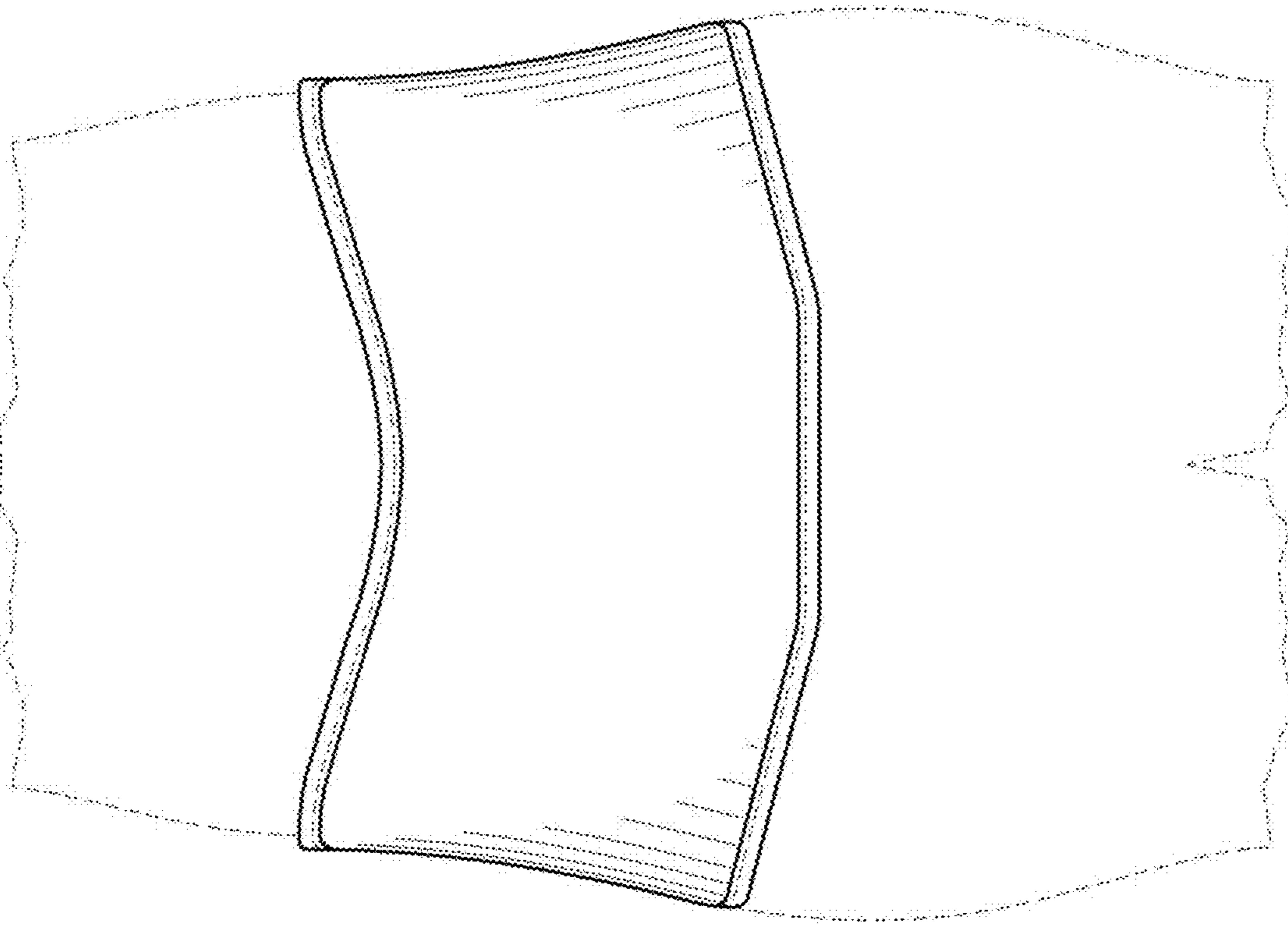


Fig. 5

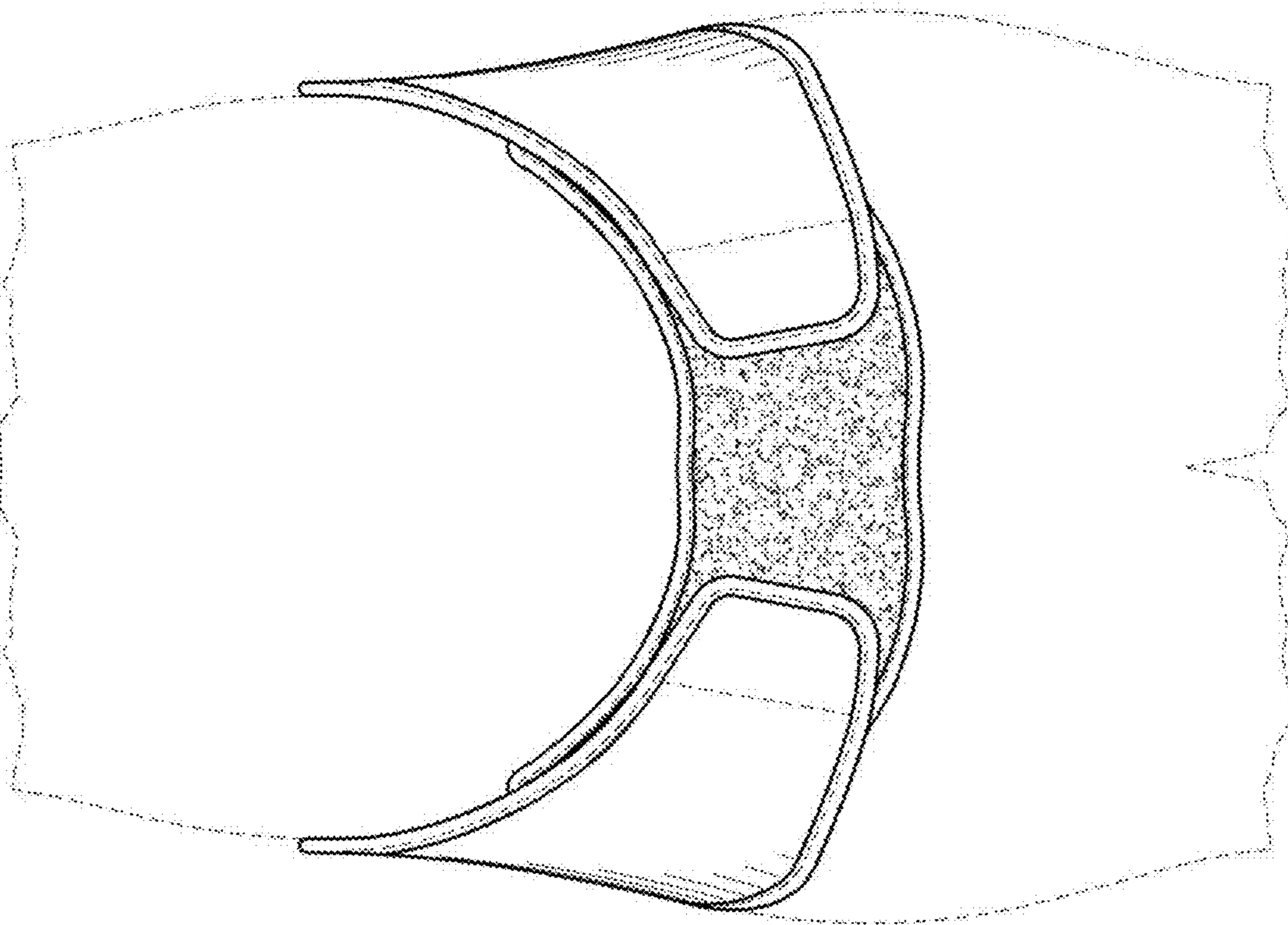


Fig. 4

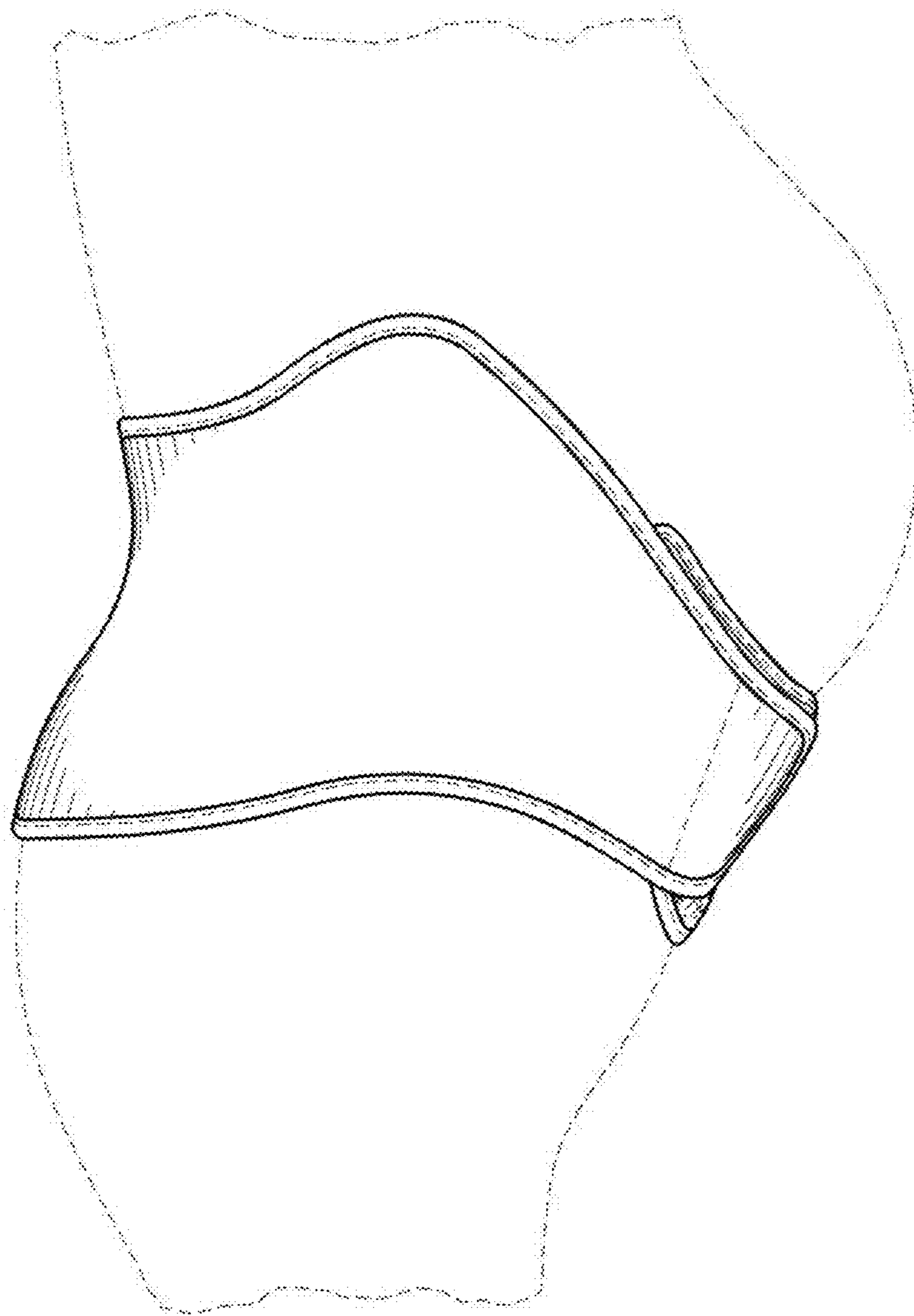


Fig. 6