



US00D879307S

(12) **United States Design Patent** (10) **Patent No.:** **US D879,307 S**
Franklin et al. (45) **Date of Patent:** **** Mar. 24, 2020**

(54) SCAR THERAPY PATCH	7,087,135 B2 8/2006 Dillon
(71) Applicant: Generation Skin, LLC , Upland, CA (US)	D616,995 S * 6/2010 Kim D24/189
(72) Inventors: Gina M. Franklin , Upland, CA (US); Marcee Reimbold , Upland, CA (US)	D627,071 S * 11/2010 Sevigny D24/189
(73) Assignee: Generation Skin, LLC , Upland, CA (US)	8,916,742 B2 * 12/2014 Smith A42B 3/127 602/53
	D791,332 S * 7/2017 Freshwater D24/189
	D817,662 S * 5/2018 Stepanov D6/583
	RE47,100 E * 10/2018 Smith D24/189
	D848,060 S * 5/2019 Ludert D28/7
	D856,710 S * 8/2019 Ng D6/601
	D859,890 S * 9/2019 Ng D6/601
	2010/0268144 A1 10/2010 Lu et al.

(**) Term: **15 Years**

(21) Appl. No.: **29/660,344**

(22) Filed: **Aug. 20, 2018**

(51) **LOC (12) Cl.** **24-04**

(52) **U.S. Cl.**
USPC **D24/189**

(58) **Field of Classification Search**
USPC D24/189–192
CPC A61F 5/0118; A61F 13/02; A61F 9/04;
A61F 5/08; A61F 13/0273; A61F 13/108;
Y10T 428/28; A61N 1/044; A61N 1/30;
A61B 17/085; A61B 2017/06176; A61B
17/06166; A61B 17/064; A61B
2017/06057; A61B 2017/00526; A61B
2017/081; A61B 2017/00004; A61B
2017/086; A61B 17/1146; A61B 90/02

See application file for complete search history.

(56) **References Cited**

U.S. PATENT DOCUMENTS

D269,321 S *	6/1983	Zannini	D7/388
5,656,279 A	8/1997	Dillon		
D404,134 S *	1/1999	Dunshee	D24/189
5,980,923 A	11/1999	Dillon		
D433,142 S *	10/2000	Nash	D24/189
D467,629 S *	12/2002	Manville	D21/496
D468,574 S *	1/2003	Moore	D6/613
D472,281 S *	3/2003	Manville	D21/488

OTHER PUBLICATIONS

3M Technical Information Sheet, Product No. #2477P, Aug. 2013, in 2 pages.
3M 2477P Double-Coated TPE Silicone Acrylate Medical Tape with Premium Liner, retrieved Jul. 30, 2018, in 5 pages.

* cited by examiner

Primary Examiner — Jennifer L Watkins
(74) *Attorney, Agent, or Firm* — Knobbe, Martens, Olson & Bear LLP


(57) **CLAIM**

The ornamental design for a scar therapy patch, as shown and described.

DESCRIPTION

FIG. 1 is a front view showing an embodiment of a scar therapy patch of our design;
FIG. 2 is a rear view thereof;
FIG. 3 is a left side view thereof;
FIG. 4 is a right side view thereof;
FIG. 5 is a top view thereof; and,
FIG. 6 is a bottom view thereof.
Broken lines illustrate portions of the patch that form no part of the claimed design.

1 Claim, 4 Drawing Sheets






FIG. 1




FIG. 2

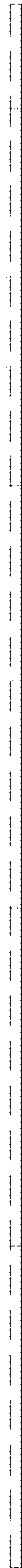


FIG. 3



FIG. 4




FIG. 5




FIG. 6