



US00D879304S

(12) **United States Design Patent**
Sandt et al.

(10) **Patent No.:** **US D879,304 S**
(45) **Date of Patent:** **** Mar. 24, 2020**

(54) **DETECTION APPARATUS**

(71) Applicant: **Undercover Colors, Inc.**, Raleigh, NC (US)

(72) Inventors: **Adam Sandt**, Apex, NC (US); **Joshua Steven Joseph**, Cary, NC (US)

(73) Assignee: **Undercover Colors, Inc.**, Research Triangle Park, NC (US)

(**) Term: **15 Years**

(21) Appl. No.: **29/647,393**

(22) Filed: **May 11, 2018**

(51) **LOC (12) Cl.** **24-01**

(52) **U.S. Cl.**
USPC **D24/186; D10/81**

(58) **Field of Classification Search**
USPC D24/107, 167, 186, 187, 112, 169;
D10/70, 75, 98, 97, 81; D14/344
CPC A61B 5/6801; A61B 5/681; A61B 5/6819;
A61B 5/6823; A61B 5/6824; A61B
5/02405; A61B 5/02427; A61B 5/02438;
A61B 5/0245; A61B 5/0402; A61B
5/0404; A61B 5/0004; A61B 5/14503;
A61B 5/14532; A61B 5/14865; A61B
5/6832; A61B 5/6833; A61B 5/6849;
A61B 2560/0412; A61B 2560/0443;
A61B 2560/0462; A61M 25/0206

See application file for complete search history.

(56) **References Cited**

U.S. PATENT DOCUMENTS

D632,396	S	*	2/2011	Kasabach	D24/186
D719,267	S	*	12/2014	Vaccarella	D24/187
D732,672	S	*	6/2015	Lewis, Jr.	D24/187
D746,993	S	*	1/2016	Lewis, Jr.	D24/187
D760,102	S	*	6/2016	Frandsen	D10/81
D796,046	S	*	8/2017	Sadot	D24/186
D796,682	S	*	9/2017	Falk	D24/186
10,016,315	B2	*	7/2018	Letourneau	A61B 5/6826
D842,996	S	*	3/2019	Frick	D24/169
2017/0188910	A1	*	7/2017	Halac	A61B 5/14532
2018/0027908	A1	*	2/2018	Greenly	A61B 5/486
2019/0159727	A1	*	5/2019	Macagno	A61B 5/6807

* cited by examiner

Primary Examiner — Anhdao Doan

(74) *Attorney, Agent, or Firm* — Kilpatrick Townsend & Stockton LLP

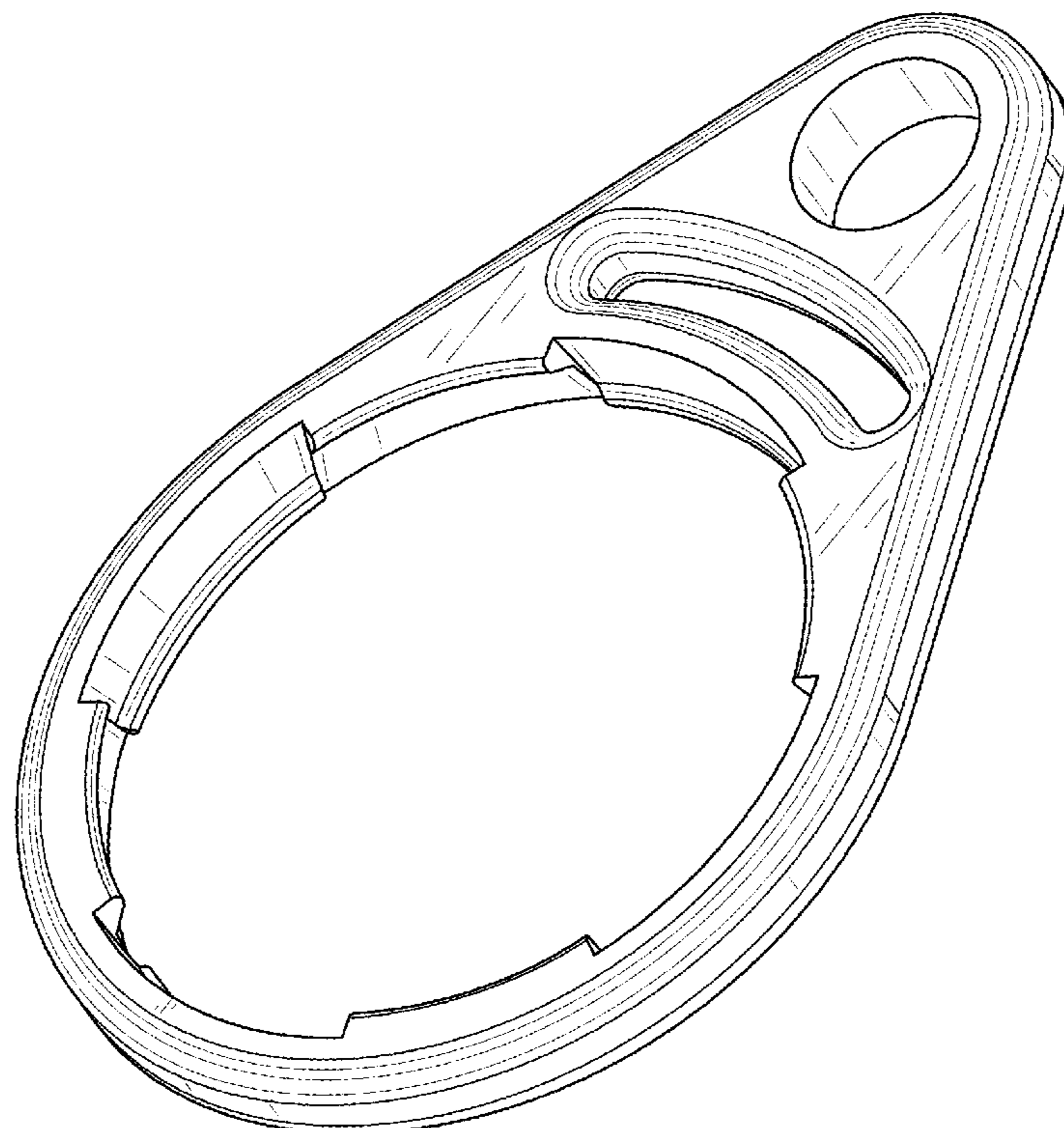
(57) **CLAIM**

The ornamental design for a detection apparatus, as shown.

DESCRIPTION

FIG. 1 is a top perspective view of a detection apparatus comprising the present design;
FIG. 2 is a front elevational view thereof;
FIG. 3 is a side elevational view thereof;
FIG. 4 is another side elevational view thereof;
FIG. 5 is a rear elevational view thereof;
FIG. 6 is a top plan view thereof; and,
FIG. 7 is a bottom plan view thereof.

1 Claim, 7 Drawing Sheets



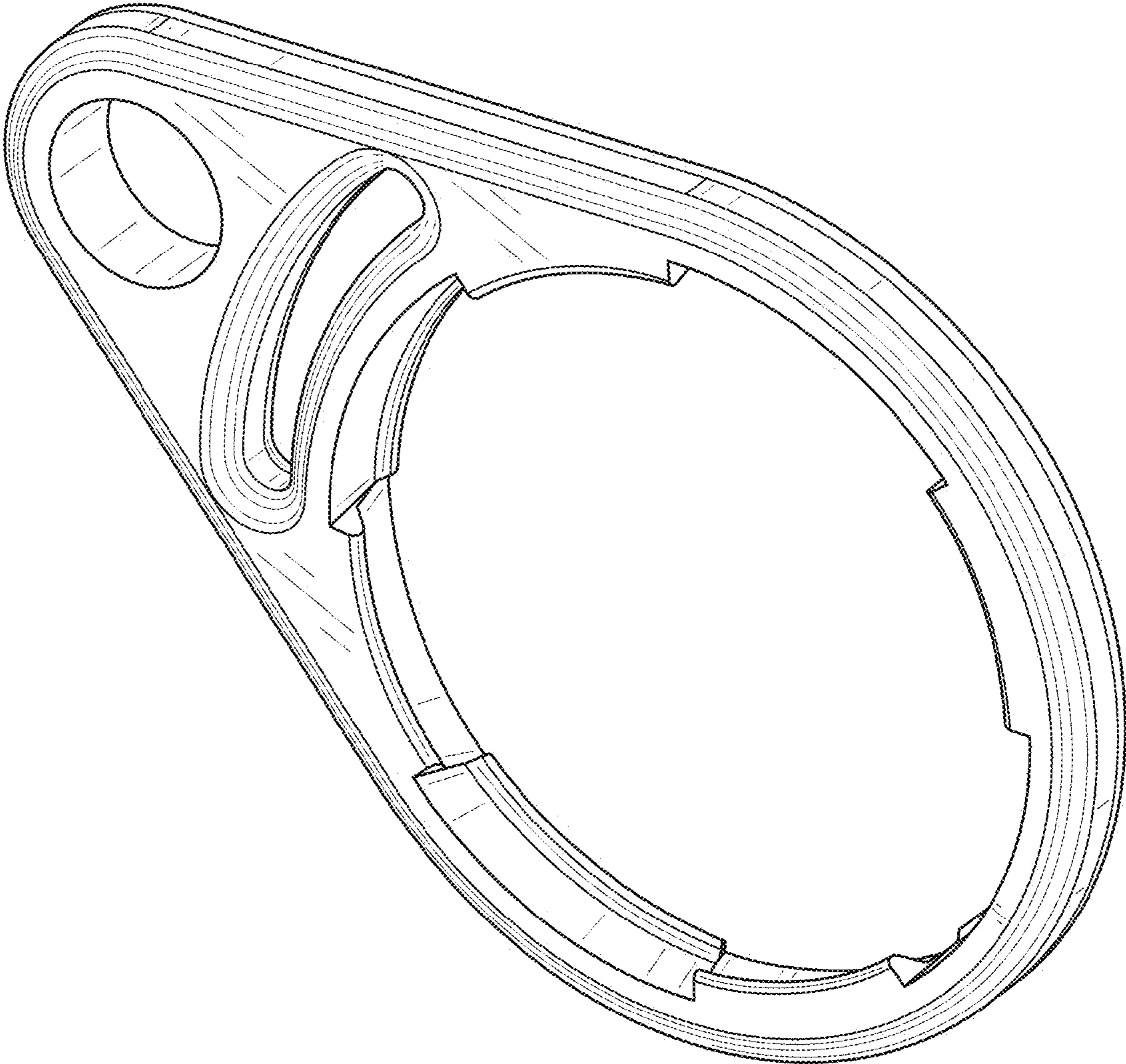


FIG. 1




FIG. 2

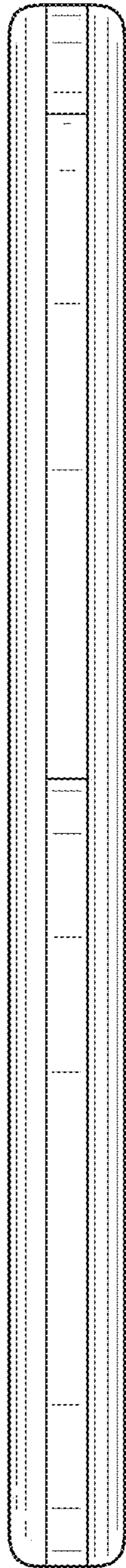


FIG. 3

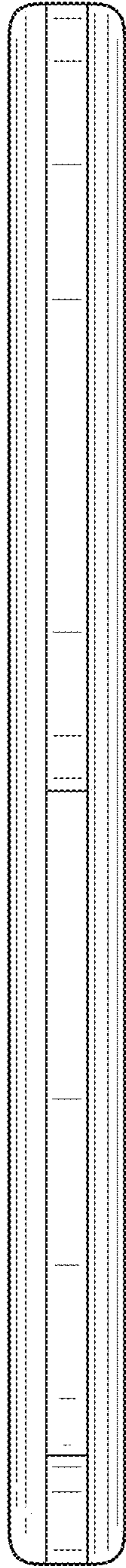


FIG. 4




FIG. 5

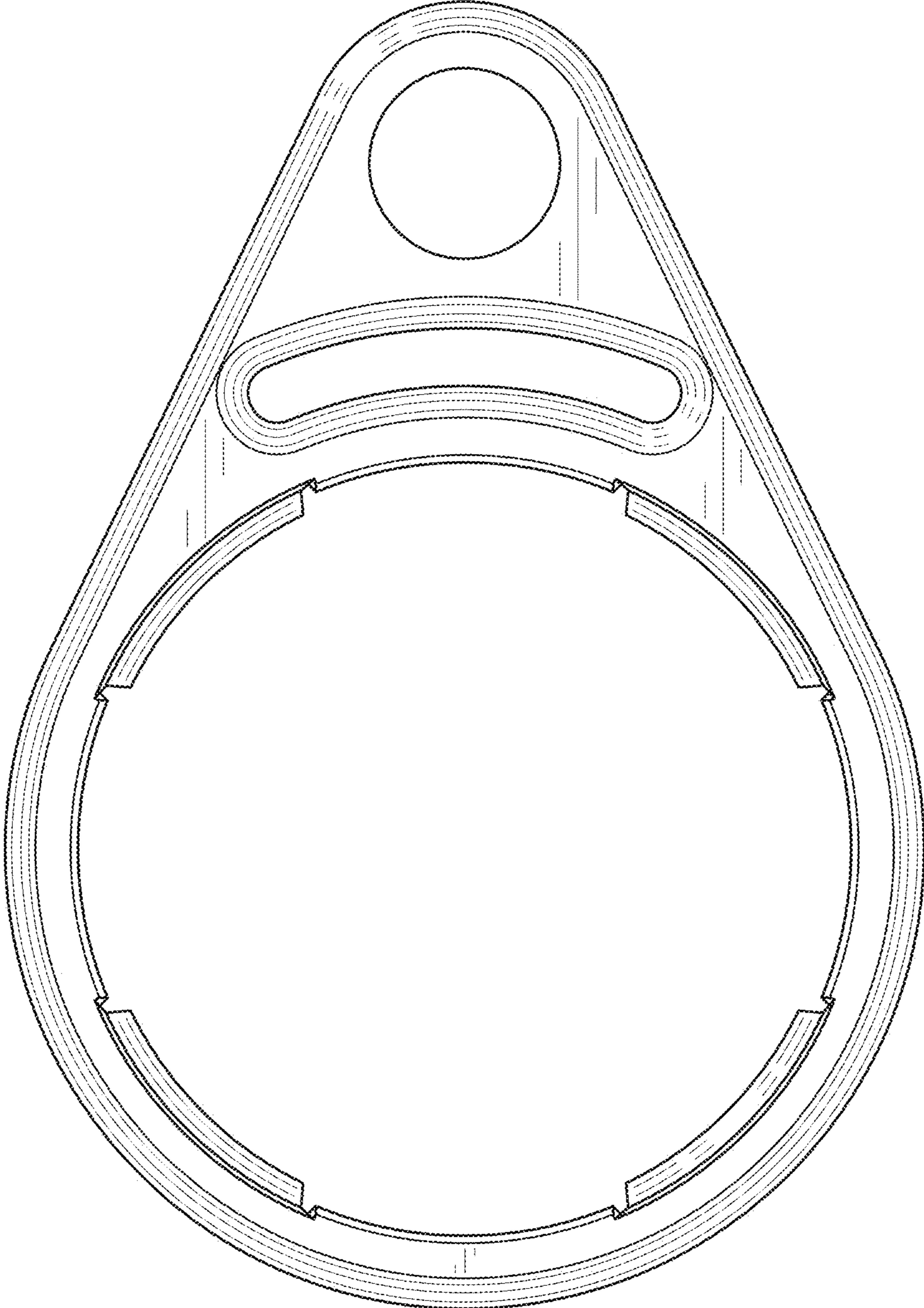


FIG. 6

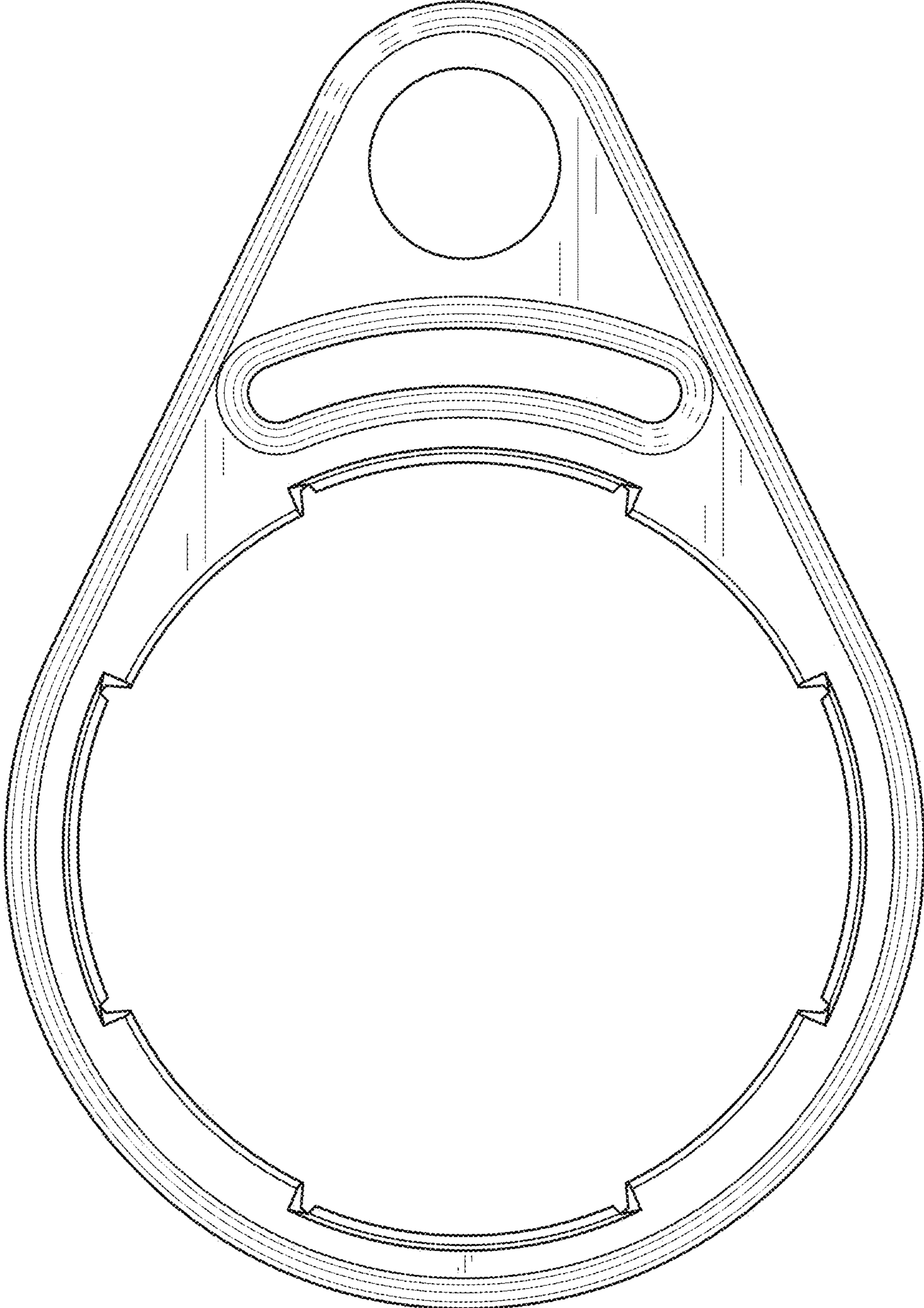


FIG. 7