



US00D879302S

(12) **United States Design Patent**
Simson

(10) **Patent No.:** **US D879,302 S**
(45) **Date of Patent:** **** Mar. 24, 2020**

(54) **INTERCHANGEABLE CURVABLE GRASPING PANEL FOR PATIENT LIFT**

D328,349 S * 7/1992 Waldrop D24/183
D368,595 S * 4/1996 Dallaire D6/362
D437,709 S * 2/2001 Edstrom D6/406.4
6,817,363 B2 * 11/2004 Biondo A61G 5/006
128/845

(71) Applicant: **Anton K. Simson**, Truckee, CA (US)

(Continued)

(72) Inventor: **Anton K. Simson**, Truckee, CA (US)

(**) Term: **15 Years**

OTHER PUBLICATIONS

(21) Appl. No.: **29/682,417**

DME Innovations Co. EquityNet. [online] Retrieved Jun. 7, 2018 from URL: <https://www.equitynet.com/c/dme-innovations-co>*

(22) Filed: **Mar. 5, 2019**

Primary Examiner — Vy N Koenig

(74) *Attorney, Agent, or Firm* — Charmasson, Buchaca & Leach, LLP

Related U.S. Application Data

(60) Continuation-in-part of application No. 15/023,646, filed as application No. PCT/US2015/052504 on Sep. 25, 2015, now Pat. No. 10,238,565, application No. 29/682,417, filed on Mar. 5, 2019, which is a division of application No. 29/559,299, filed on Mar. 25, 2016, now Pat. No. Des. 846,744.

(51) **LOC (12) Cl.** **24-02**

(52) **U.S. Cl.**
USPC **D24/184**

(58) **Field of Classification Search**
USPC D24/107, 108, 113, 114, 121, 133, 184, D24/186, 216, 222, 224, 225, 226, 227, D24/228, 229, 230, 231, 233
CPC B01F 13/0025; B01J 2219/00292; B01J 2220/64; B01L 3/14; B01L 3/52–523
See application file for complete search history.

(57) **CLAIM**

The ornamental design for an interchangeable curvable grasping panel for patient lift, as shown and described.

DESCRIPTION

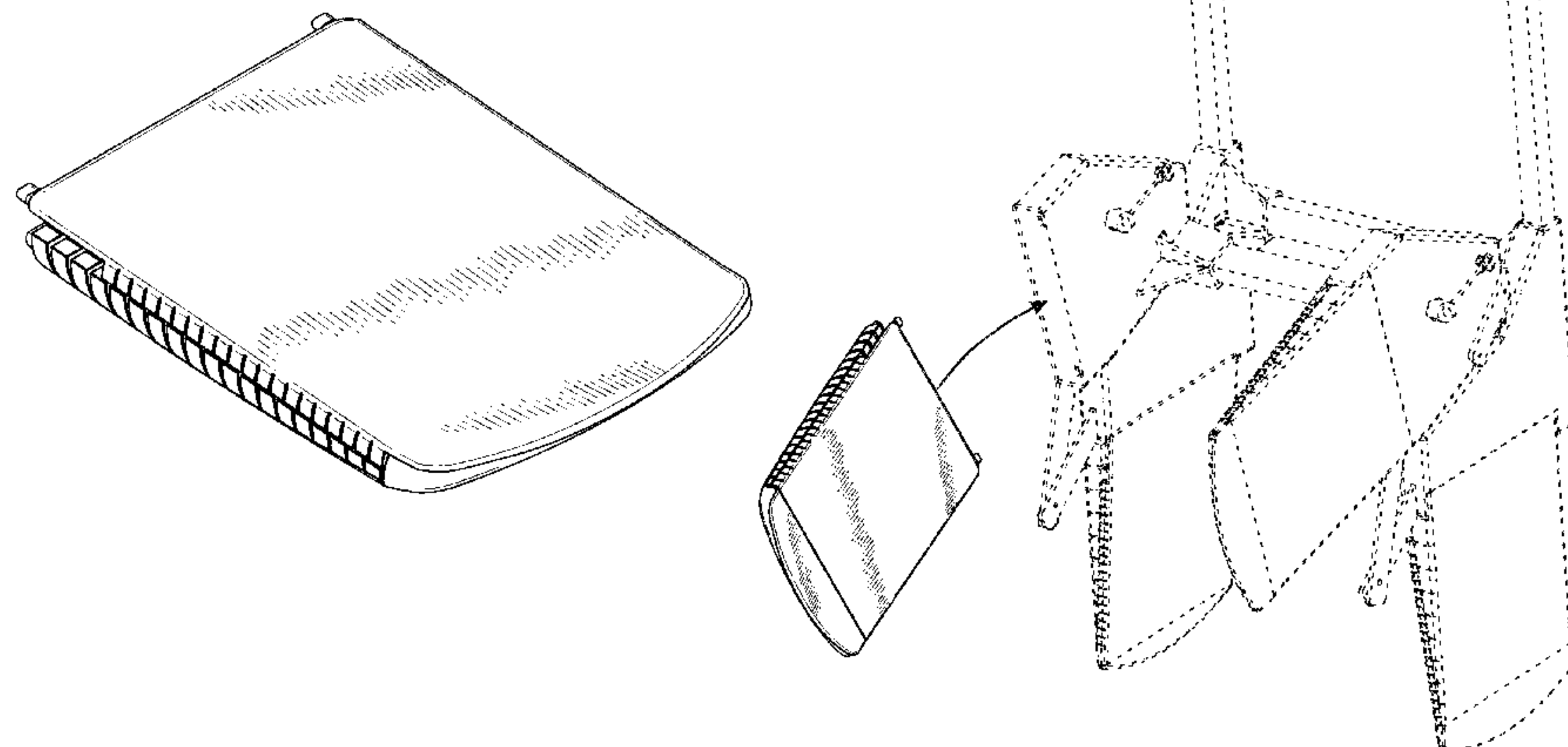
FIG. 1 is a top front right perspective view of an interchangeable curvable grasping panel for a patient lift according to my new design.
FIG. 2 is a bottom back left perspective view thereof.
FIG. 3 is a top plan view thereof.
FIG. 4 is a bottom plan view thereof.
FIG. 5 is a front elevational view thereof.
FIG. 6 is a back elevational view thereof.
FIG. 7 is a left side elevational view thereof, the right side plan view being a mirror image thereof.
FIG. 8 is a perspective view of a patient lift having four interchangeable curvable grasping panels in a non-curved configuration, one panel being shown detached; and
FIG. 9 is a perspective view of a patient lift having four interchangeable curvable grasping panels in a curved configuration.
The broken lines in the drawing depict environment and form no part of the claimed design.

(56) **References Cited**

U.S. PATENT DOCUMENTS

3,222,692 A * 12/1965 Shewchenko A61B 6/04
5/625
D271,647 S * 12/1983 McLeod D6/596
D271,899 S * 12/1983 Hillesheim D21/731
4,506,664 A * 3/1985 Brault A61F 5/05883
5/628
D295,248 S * 4/1988 Sommerfield D6/601
D318,961 S * 8/1991 Edelson D6/406.4

1 Claim, 6 Drawing Sheets



(56)

References Cited

U.S. PATENT DOCUMENTS

7,287,288 B2 * 10/2007 Walker A61G 7/1015
5/89.1
7,373,704 B1 * 5/2008 Blacklock A61G 7/1015
27/28
D575,546 S * 8/2008 Tsay D14/457
D635,682 S * 4/2011 Chiang D24/190
8,214,945 B2 * 7/2012 Walker A61G 7/1015
5/83.1
D717,055 S * 11/2014 Fenton D6/362
D725,786 S * 3/2015 Romo D24/190
D729,537 S * 5/2015 Ferm D6/362
D731,200 S * 6/2015 Andersen D6/406.3
D771,414 S * 11/2016 Krishtul D6/601
D771,975 S * 11/2016 Goldfarb Pelletier D6/601
D776,452 S * 1/2017 Glaser D6/406.3
D794,974 S * 8/2017 Jennings D6/406.3
D846,744 S * 4/2019 Simson D24/184

* cited by examiner



FIG. 1

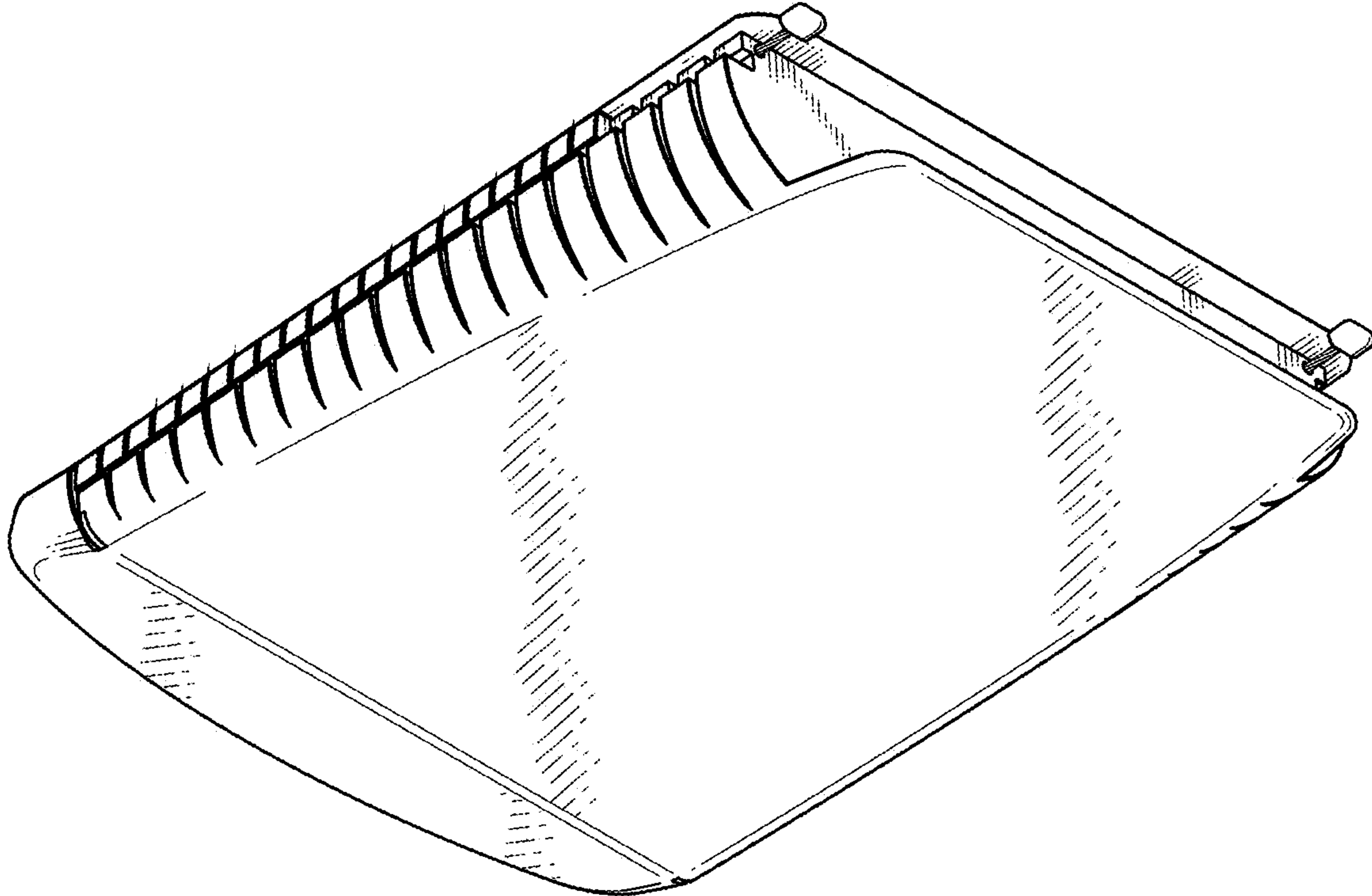


FIG. 2

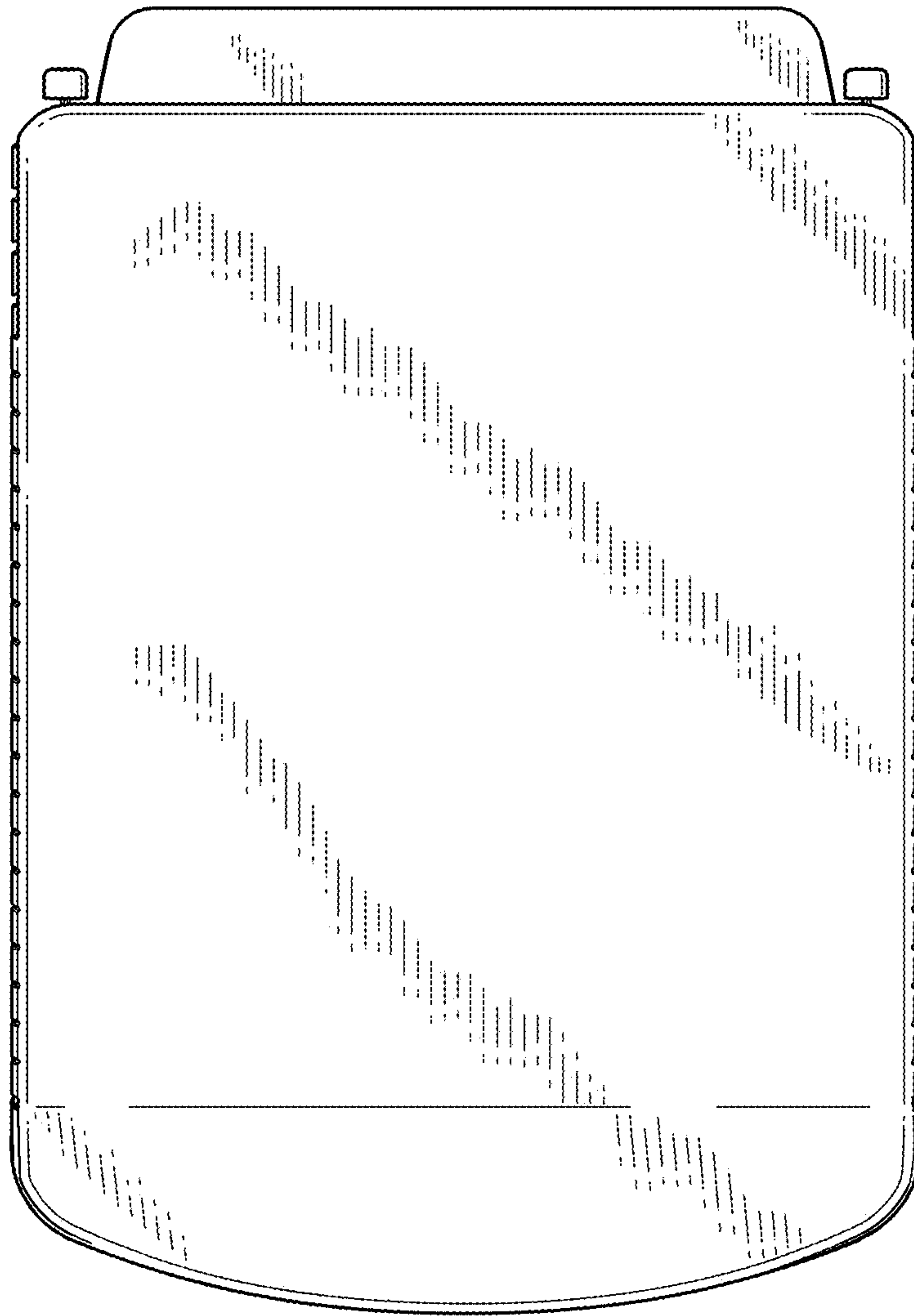


FIG. 3

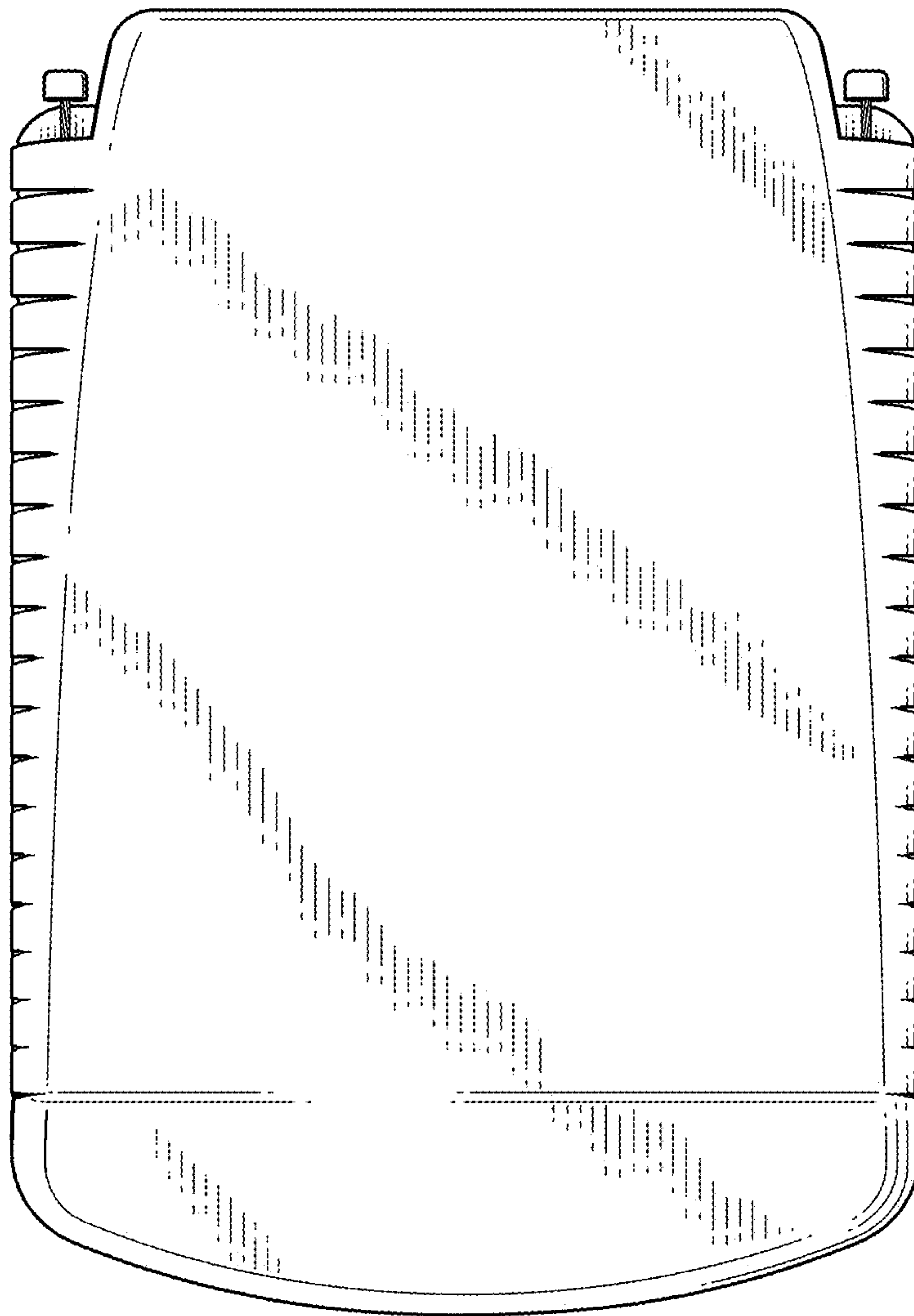


FIG. 4



FIG. 5



FIG. 6

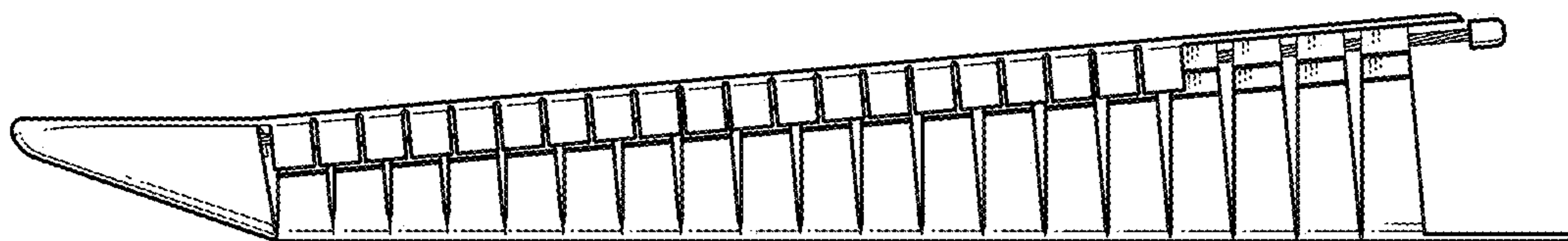


FIG. 7

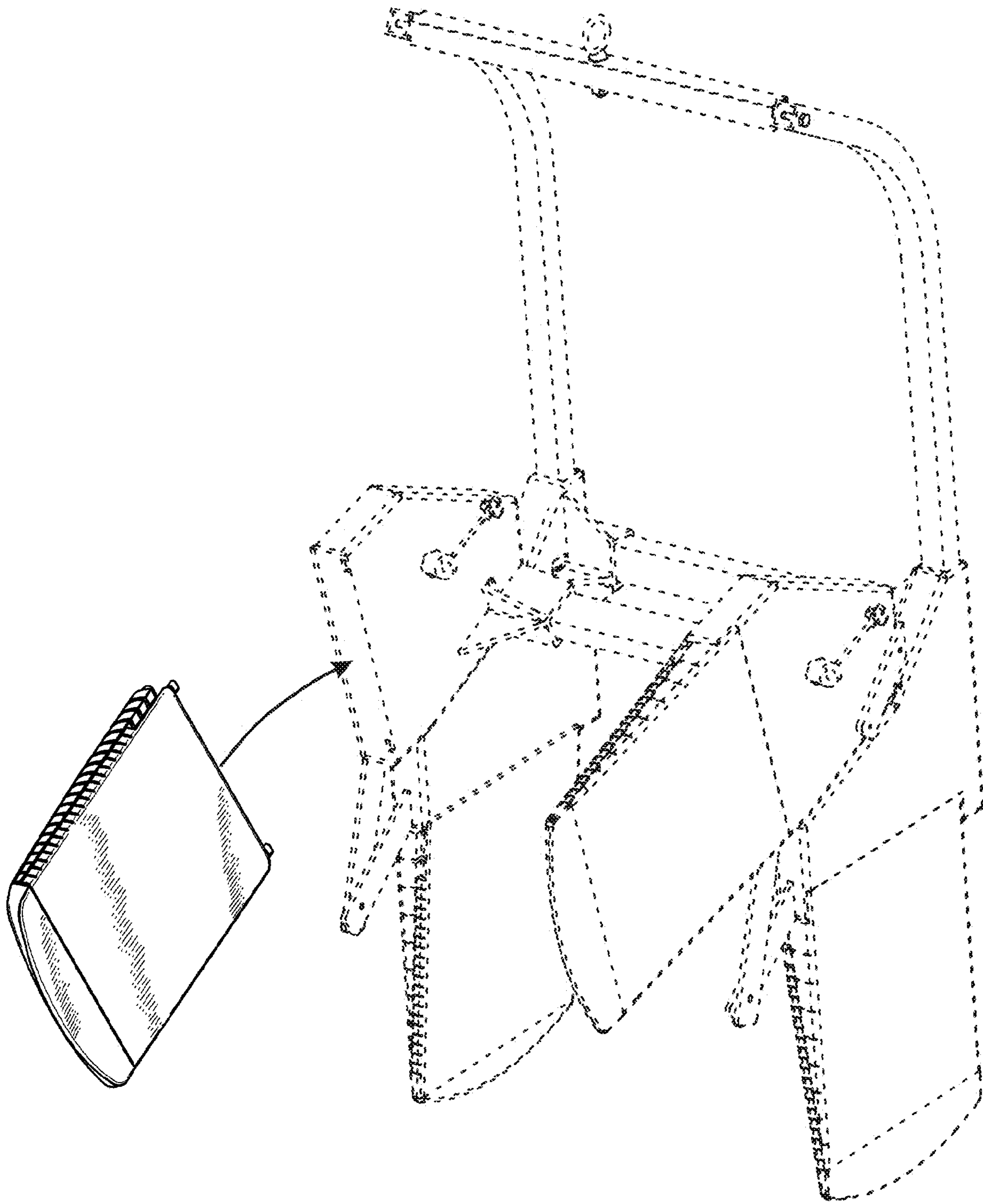


FIG. 8

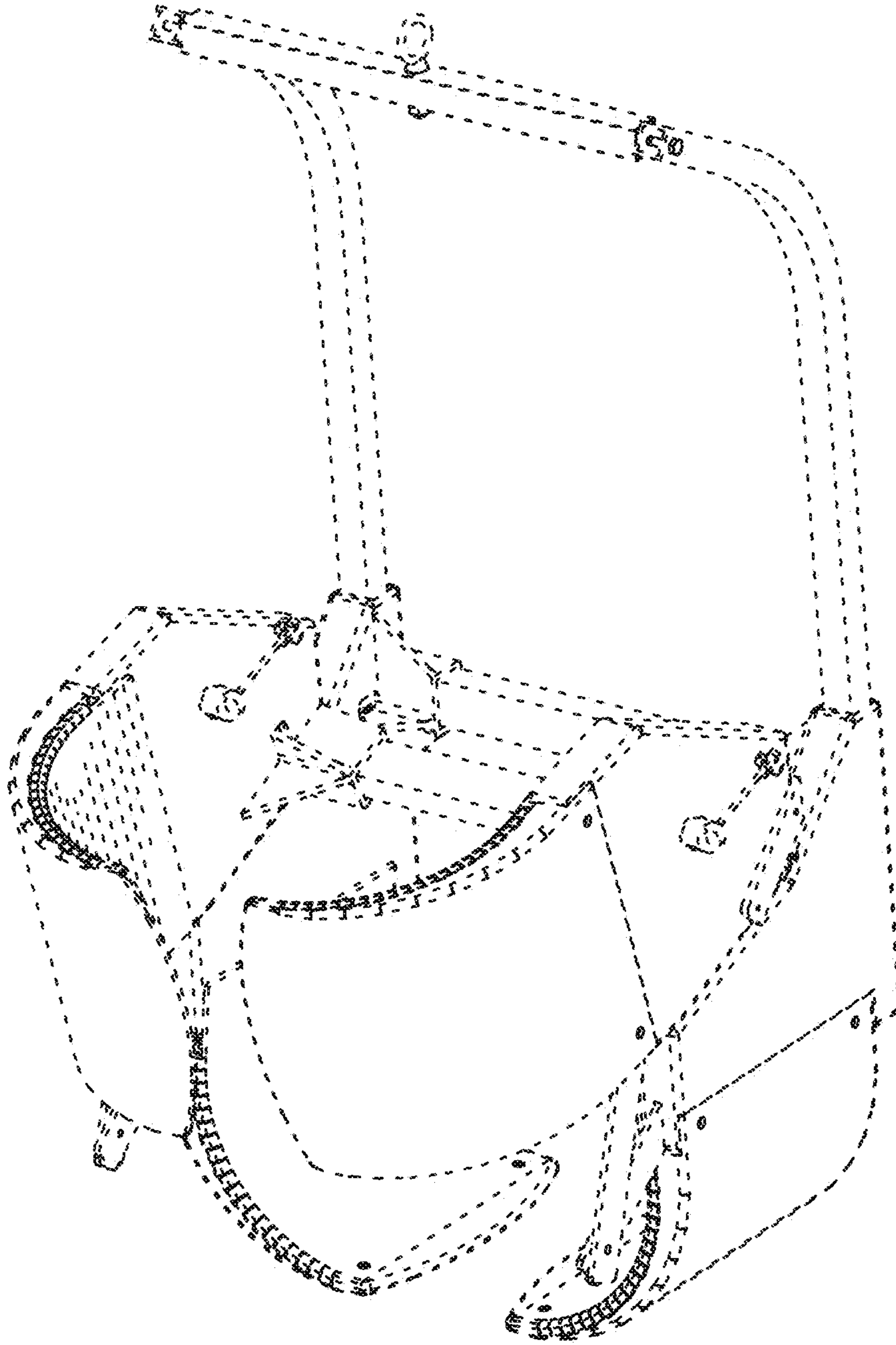


FIG. 9