



US00D879280S

(12) **United States Design Patent**
Moore et al.

(10) **Patent No.:** **US D879,280 S**
(45) **Date of Patent:** **** Mar. 24, 2020**

(54) **VENTURI FAN**

FOREIGN PATENT DOCUMENTS

(71) Applicant: **Patterson Fan Company**, Blythewood, SC (US)

CN 2467828 Y 12/2001

(72) Inventors: **Mark E. Moore**, Ridgeway, SC (US);
Vance M. Patterson, Morganton, NC (US);
Thomas R. Salisbury, Columbia, SC (US)

OTHER PUBLICATIONS

Patterson Fan Powerful H14A High Velocity Fan, Yoke Mount, 1PH 115v, date first reviewed Jun. 27, 2015, site visited Jan. 2, 2020, Copyright © 1996-2019, <https://www.amazon.com/Patterson-Fan-Powerful-H14A-Velocity/dp/B007TN4LG0/ref=sr_1_2?keywords=patterson%2Bfan&qid=1577980055&sr=8-2&th=1>.*

(Continued)

(73) Assignee: **Patterson Fan Company**, Blythewood, SC (US)

(**) Term: **15 Years**

Primary Examiner — Cathron C Brooks

Assistant Examiner — Sharon S Oum

(21) Appl. No.: **29/655,085**

(74) *Attorney, Agent, or Firm* — Nelson Mullins Riley & Scarborough, LLP

(22) Filed: **Jun. 29, 2018**

(51) **LOC (12) Cl.** **23-04**

(52) **U.S. Cl.**
USPC **D23/370; D23/382**

(58) **Field of Classification Search**
USPC D23/370–386, 393, 411–414, 351–354,
D23/335–336
CPC F04D 29/545; F04D 29/661
See application file for complete search history.

(57) **CLAIM**

The ornamental design for the venturi fan, substantially as shown and described.

(56) **References Cited**

DESCRIPTION

U.S. PATENT DOCUMENTS

442,615	A	12/1890	Dock	
521,862	A	6/1894	McConnell et al.	
2,191,341	A	2/1940	Curley	
2,252,256	A	8/1941	Harris	
D132,315	S *	5/1942	Pearce	D23/379
2,420,209	A	5/1947	Strom	
2,441,737	A	5/1948	Welch	
2,618,435	A	11/1952	Koch	
D187,699	S *	4/1960	van Rijn	D23/379
3,903,960	A	9/1975	Beck et al.	
4,818,183	A	4/1989	Schaefer	
6,027,307	A	2/2000	Cho et al.	
D444,222	S	6/2001	Wilson, Jr.	
6,347,922	B1	2/2002	Wang	
D484,586	S *	12/2003	Intravatola	D23/370
6,710,486	B1	3/2004	Hornig et al.	

(Continued)

FIG. 1 is a perspective view of a venturi fan embodying the design of the present invention.

FIG. 2 is a front elevational view of the venturi fan illustrated in FIG. 1.

FIG. 3 is a rear elevational view of the venturi fan illustrated in FIG. 1.

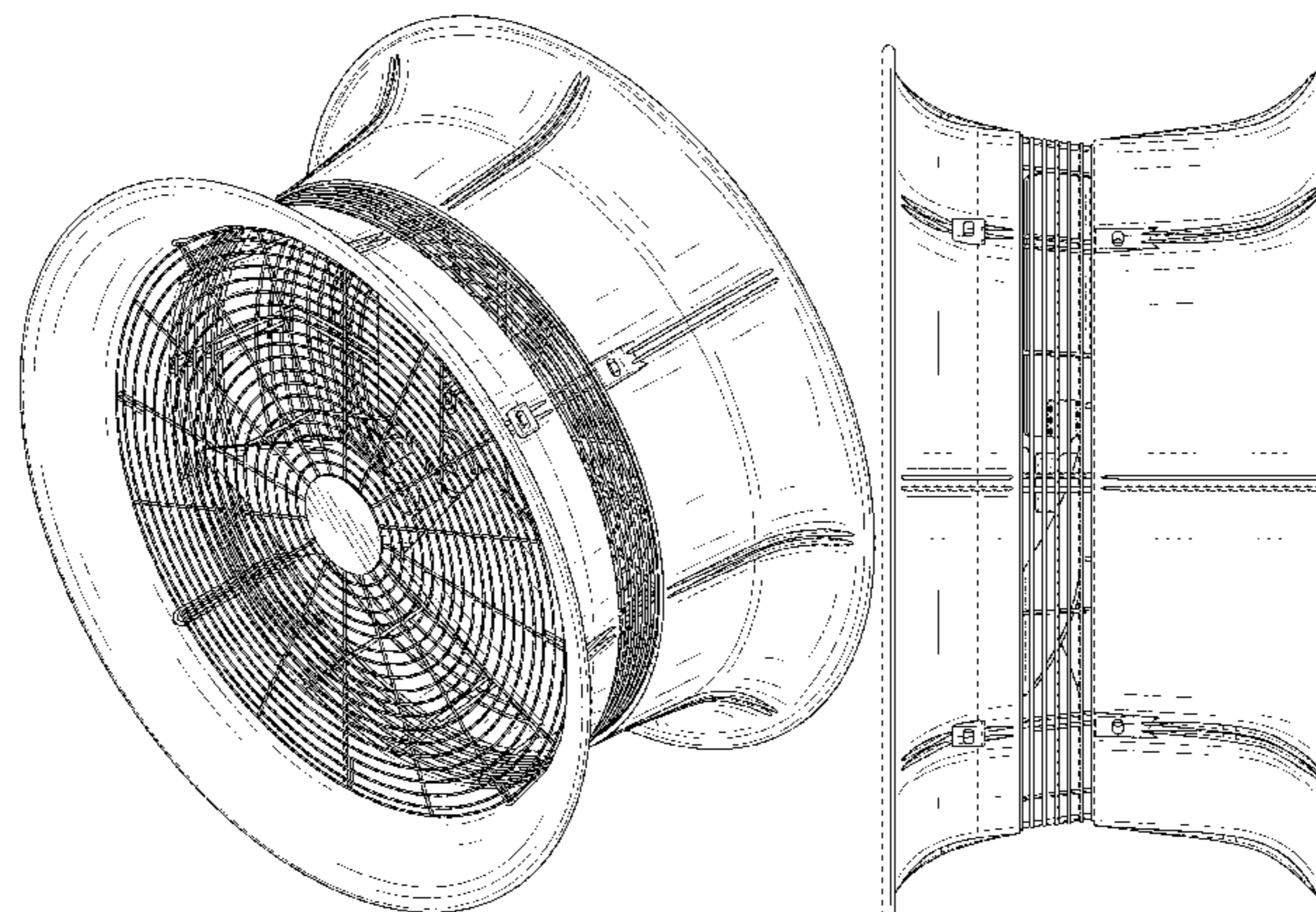
FIG. 4 is a right side elevational view of the venturi fan illustrated in FIG. 1.

FIG. 5 is a left side elevational view of the venturi fan illustrated in FIG. 1.

FIG. 6 is a top side elevational view of the venturi fan illustrated in FIG. 1; and,

FIG. 7 is bottom side elevational view of the venturi fan illustrated in FIG. 1.

1 Claim, 7 Drawing Sheets



(56)

References Cited

U.S. PATENT DOCUMENTS

6,966,357	B1	11/2005	Herbert	
D513,799	S *	1/2006	Li	D23/411
D557,398	S	12/2007	Moore et al.	
D594,548	S *	6/2009	Salisbury	D23/411
D595,835	S *	7/2009	Fu	D23/411
D698,914	S *	2/2014	Love	D23/377
D733,283	S *	6/2015	Larouche	D23/379
D775,719	S *	1/2017	Smith	D23/370
D779,049	S *	2/2017	Wang	D23/370
D803,781	S *	11/2017	Fujii	D13/115
D845,465	S *	4/2019	Cui	D23/382
D847,967	S *	5/2019	Hernandez	D23/370
2006/0110272	A1	5/2006	Moore et al.	
2012/0219414	A1 *	8/2012	Kampf	F04D 29/023 415/213.1

OTHER PUBLICATIONS

Patterson Fan Brochure entitled “High Velocity Fans,” published 2001, all enclosed pages cited.

Brochure Air Max Fans Division of Calder machine Company, Inc. dated Nov. 15, 2005. Author unknown. All enclosed pages cited.

Brochure Jenn-Air Corporation, Jenn-Air CS Industrial Air Circulators . . . Comfort through Economical plant cooling, dated Nov. 15, 2005. Author unknown. All enclosed pages cited.

Brochure Romlair—Model AF-CW Column Or Wall Mount, dated Nov. 15, 2005. Author unknown. All enclosed pages cited.

* cited by examiner

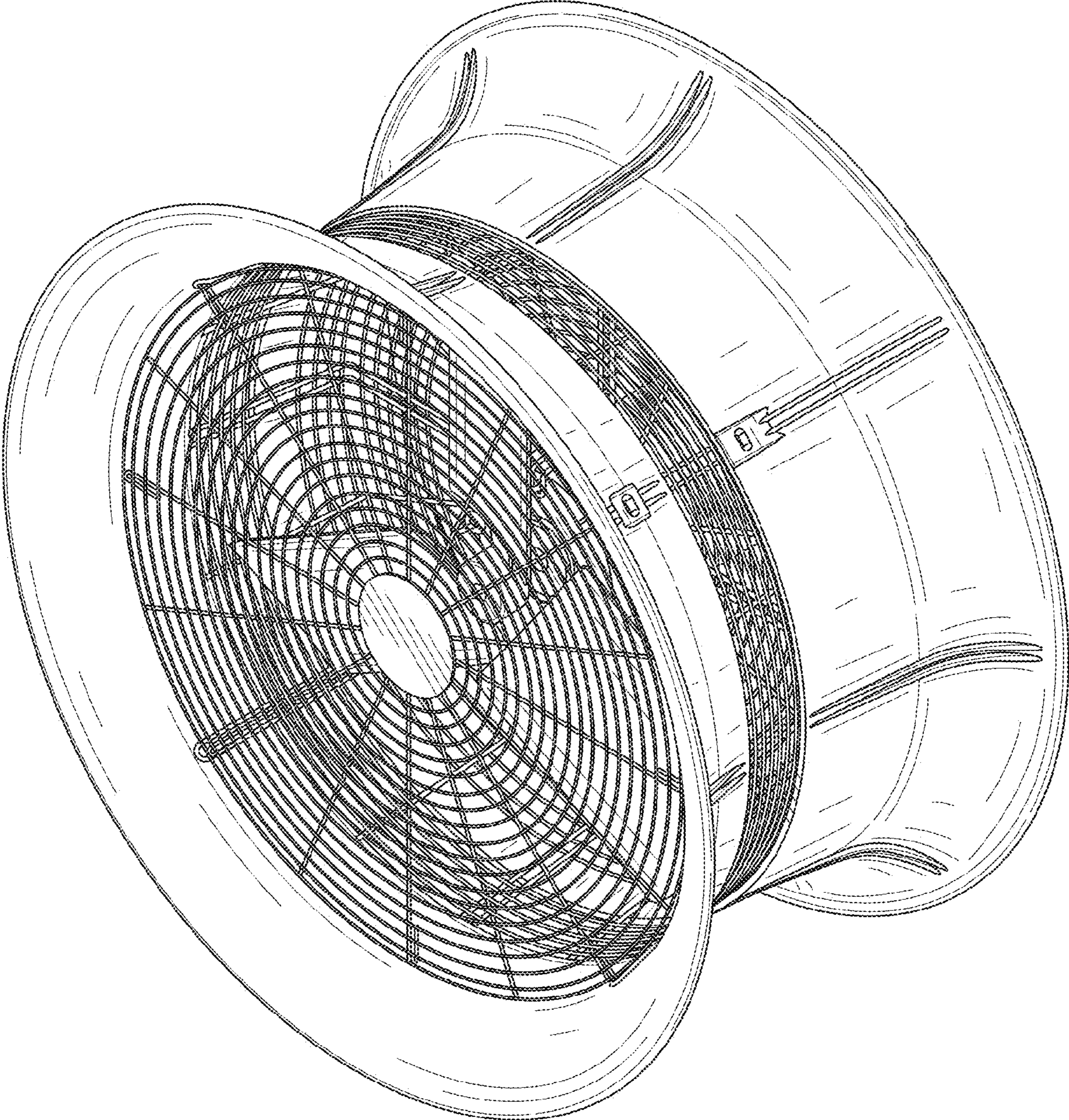


FIG. 1

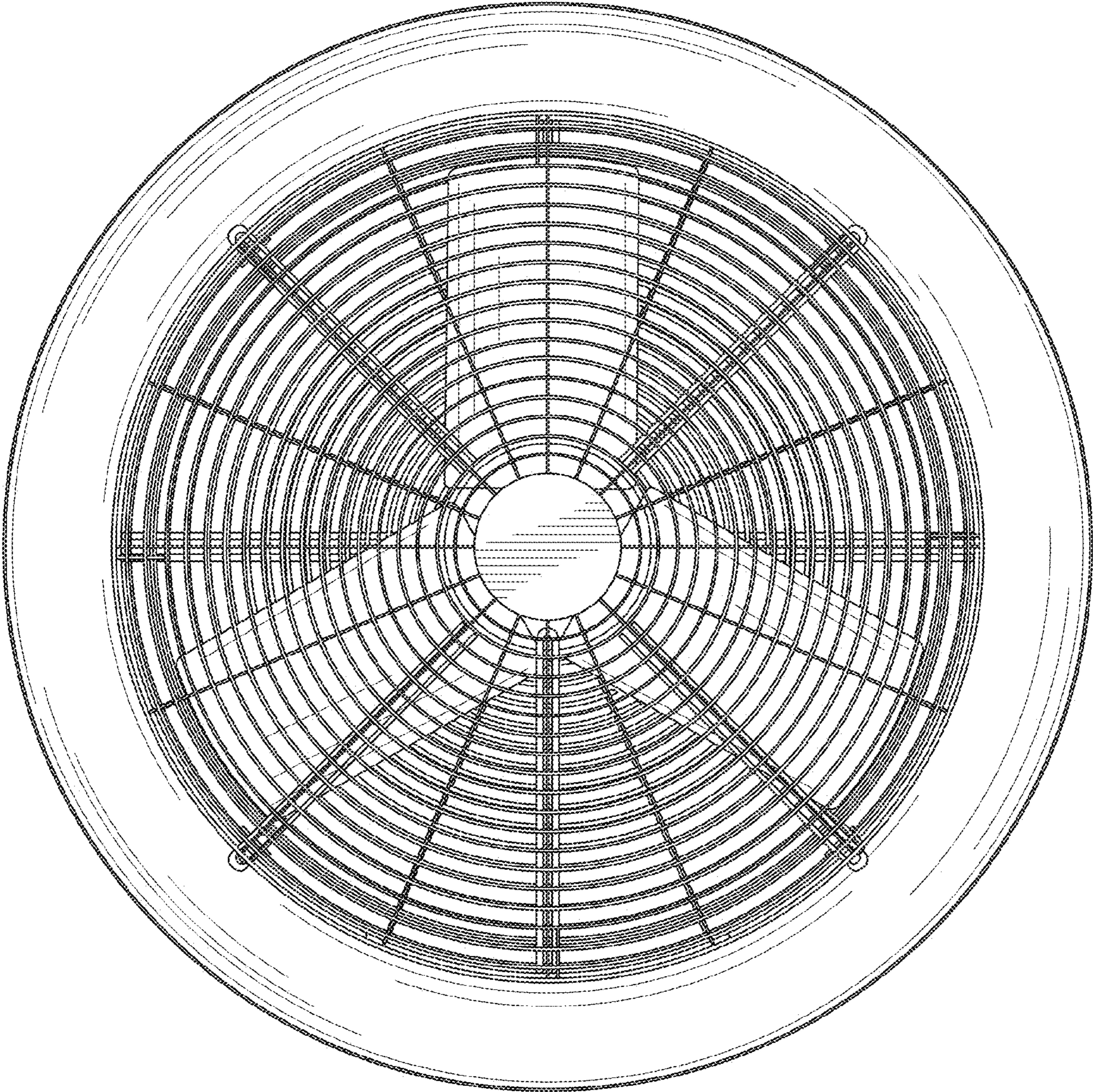


FIG. 2

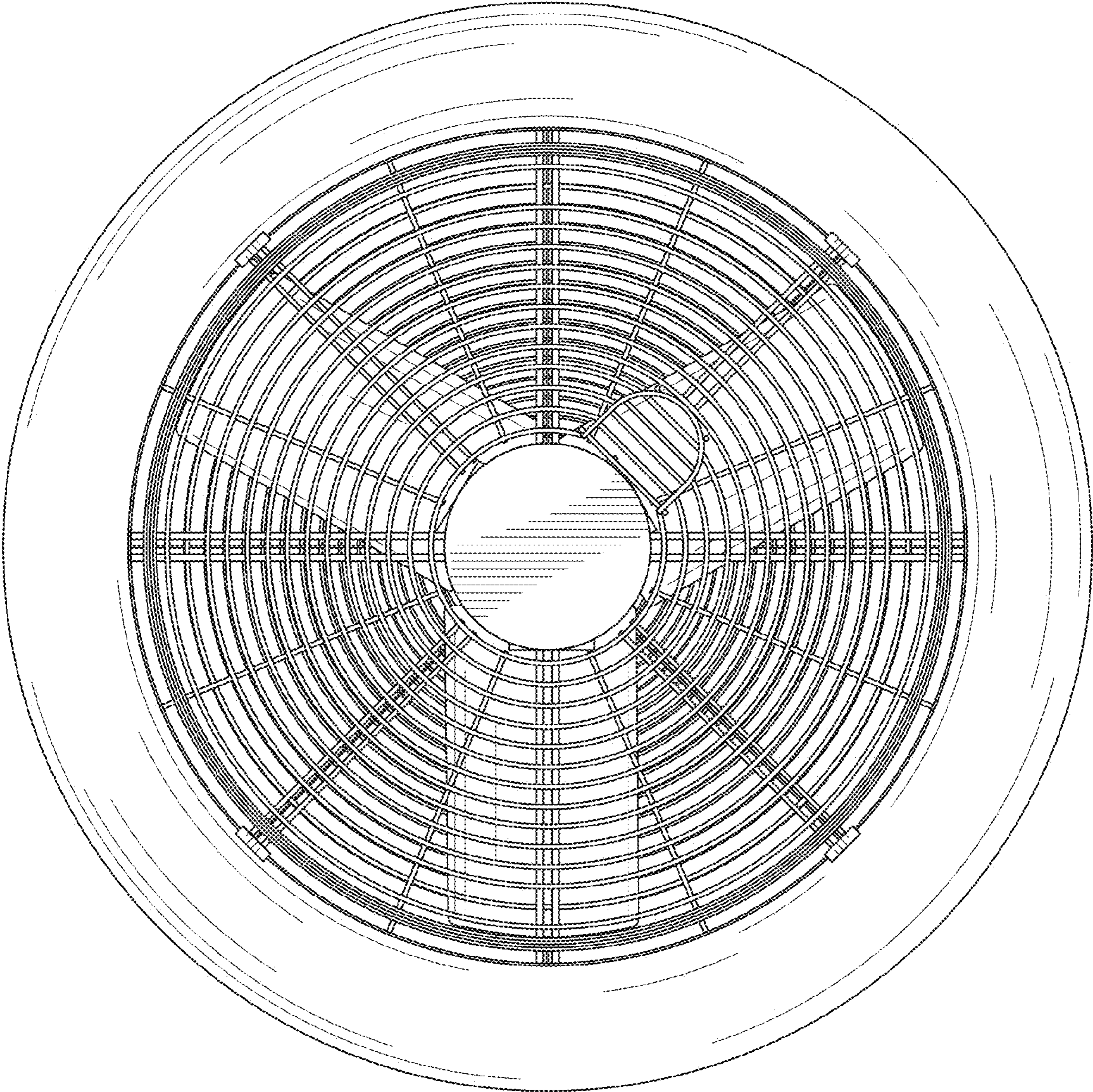


FIG. 3

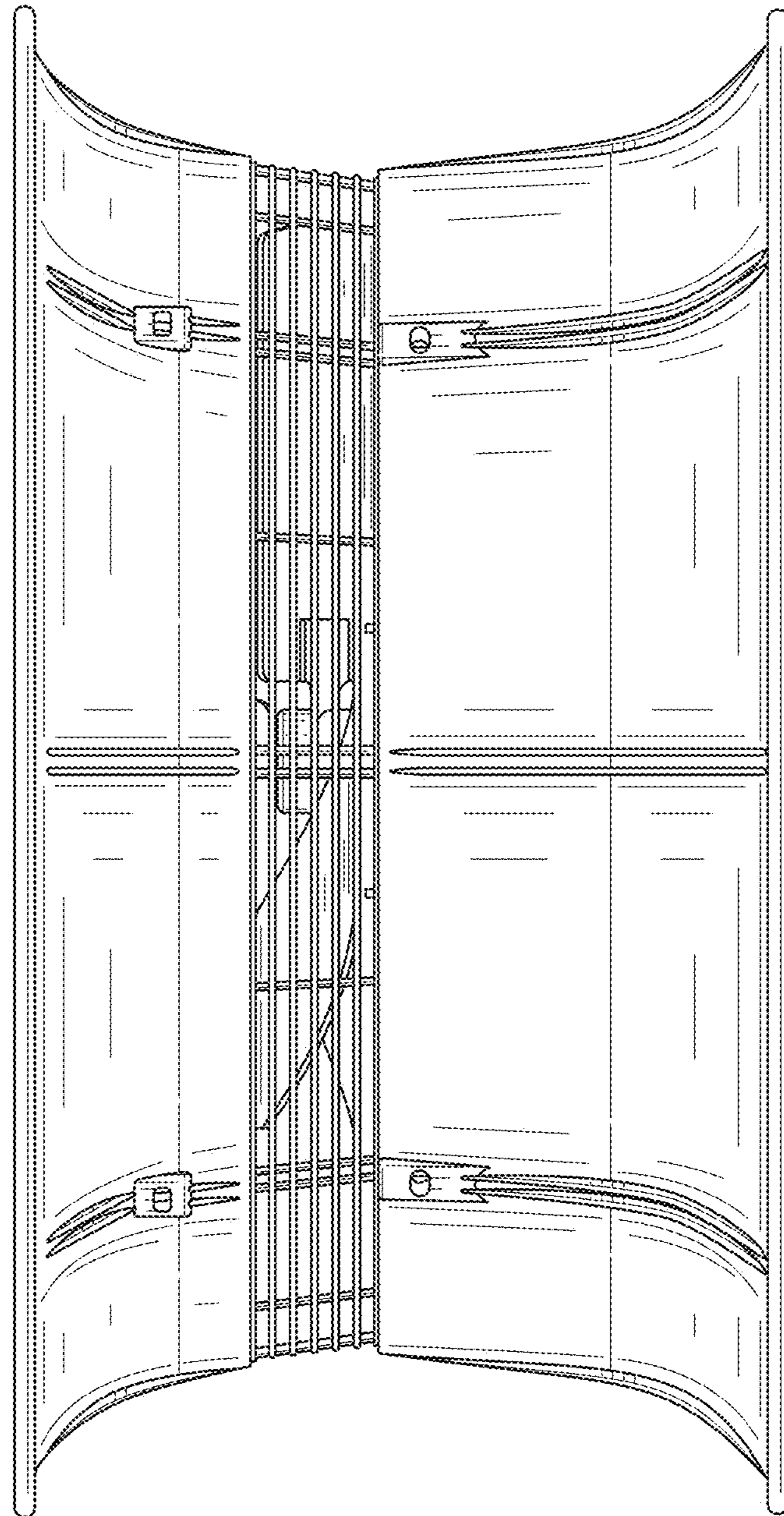


FIG. 4

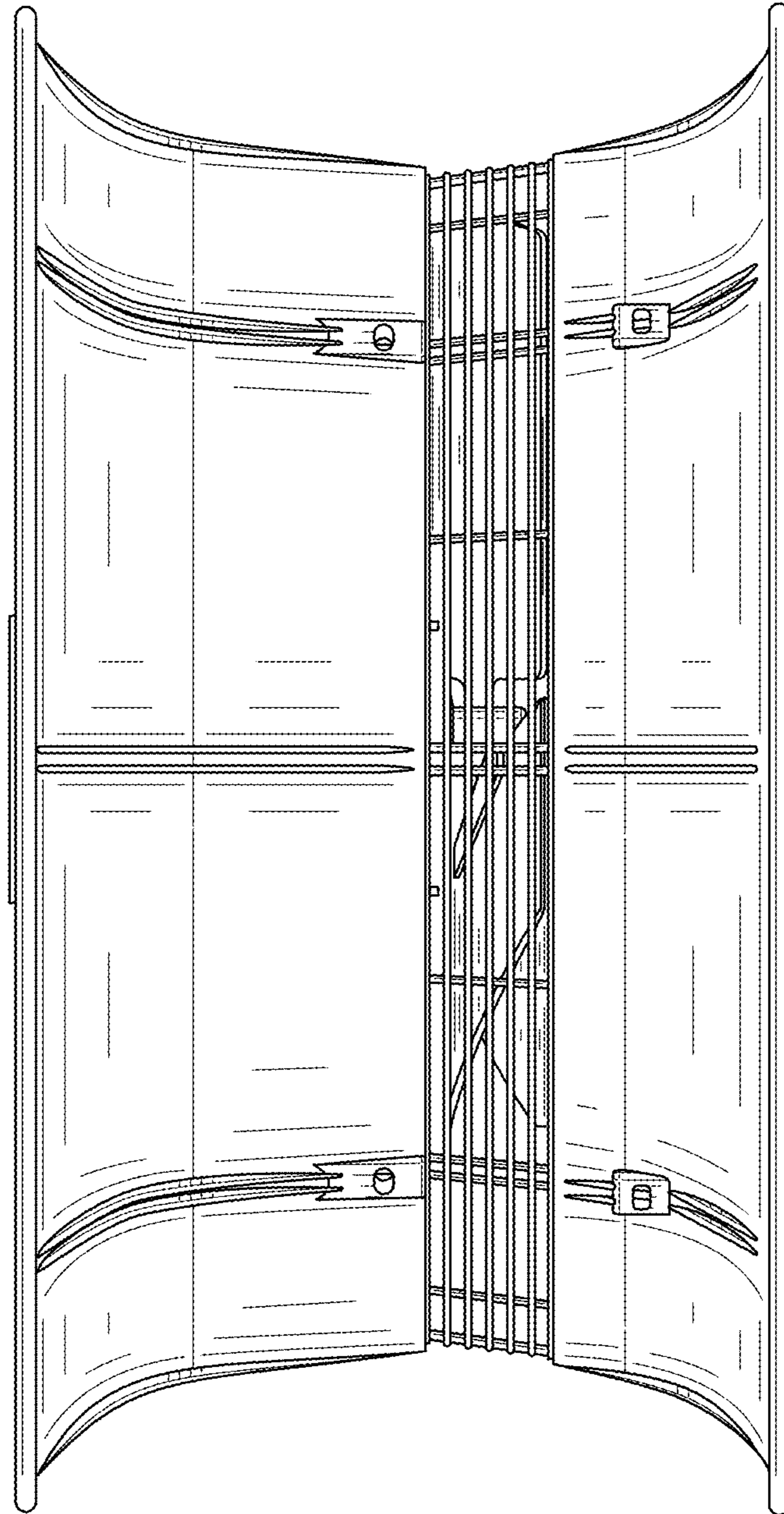


FIG. 5

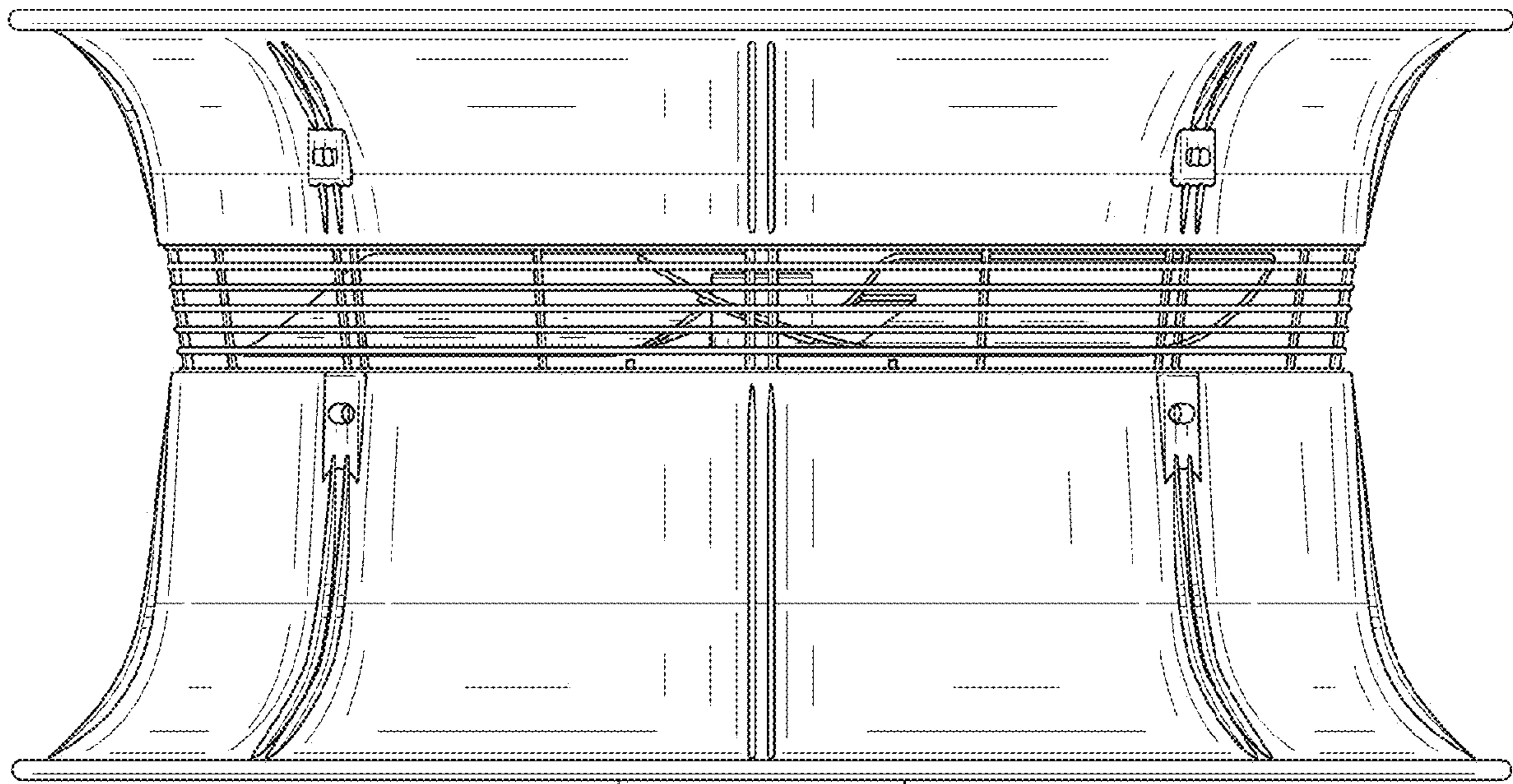


FIG. 6

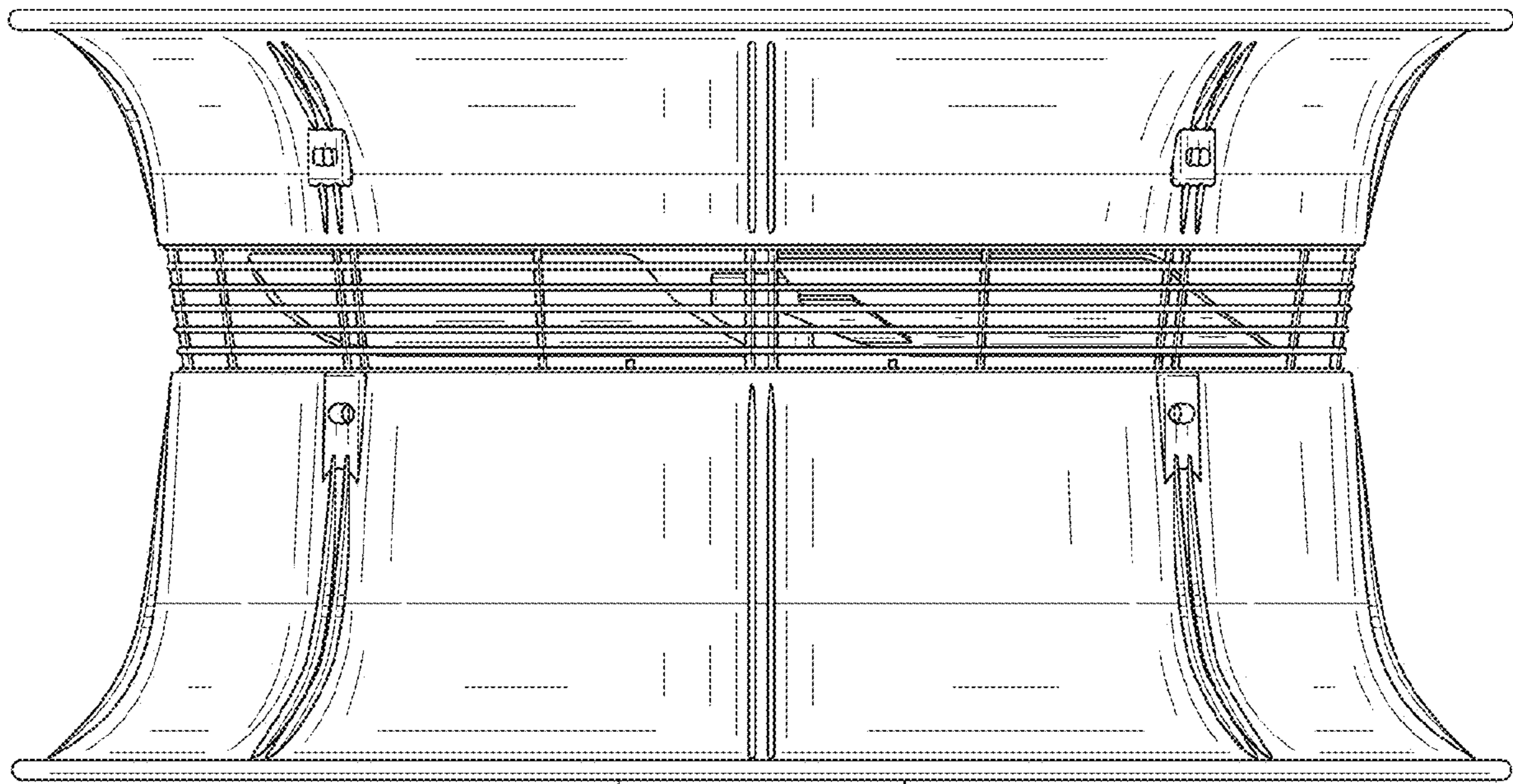


FIG. 7